

Los Angeles International Airport (LAX)  
Runway 6R-24L Runway Safety Area (RSA)  
Improvements Project

Proposed Mitigated Negative Declaration  
and Initial Study

**Volume 2: Appendix A**

City of Los Angeles  
Los Angeles World Airports

March 2015



*This page intentionally left blank*

Los Angeles International Airport (LAX)  
Runway 6R-24L Runway Safety Area (RSA)  
Improvements Project

Proposed Mitigated Negative Declaration  
and Initial Study

**Volume 2: Appendix A**

City of Los Angeles  
Los Angeles World Airports

March 2015

*This page intentionally left blank*



## Appendix A

### Air Quality





## Table of Contents

<b>1.</b>	<b>Introduction.....</b>	<b>A-1</b>
1.1	Background .....	A-1
1.2	Project Location .....	A-1
1.3	Project Components.....	A-5
1.4	Pollutants of Interest .....	A-10
1.4.1	Criteria Pollutants .....	A-10
1.4.2	Greenhouse Gases .....	A-12
<b>2.</b>	<b>Regulatory Setting .....</b>	<b>A-14</b>
2.1	Federal/International .....	A-14
2.1.1	Criteria Pollutants .....	A-14
2.1.2	Greenhouse Gases .....	A-16
2.2	State of California.....	A-18
2.2.1	Criteria Pollutants .....	A-18
2.2.2	Greenhouse Gases .....	A-18
2.3	Regional .....	A-21
2.3.1	Criteria Pollutants .....	A-21
2.3.2	Greenhouse Gases .....	A-24
2.4	Local Regulations and Directives.....	A-25
2.4.1	Criteria Pollutants .....	A-25
2.4.2	Greenhouse Gases .....	A-26
<b>3.</b>	<b>Existing Environmental Setting.....</b>	<b>A-29</b>
3.1	Climatological Conditions .....	A-29
3.1.1	Ambient Air Quality.....	A-30
3.1.2	Existing Airport Emissions.....	A-32
<b>4.</b>	<b>Methodology.....</b>	<b>A-35</b>
4.1	Air Quality .....	A-35
4.1.1	Scope of Analysis.....	A-35
4.1.2	Emissions Inventory Methodology .....	A-37
4.1.3	Dispersion Modeling Methodology.....	A-48
4.2	Greenhouse Gas Emissions .....	A-54
4.2.1	Construction Activities.....	A-54
4.2.2	Aircraft Operations during Construction .....	A-55

## List of Attachments

Attachment A.1	Construction – Criteria Pollutant and Greenhouse Gas Emissions Calculations
Attachment A.2	Aircraft Operations during Construction - Criteria Pollutant and Greenhouse Gas Emissions Calculations
Attachment A.3	Operations – Criteria Pollutant and Greenhouse Gas Emissions Calculations
Attachment A.4	Construction – Localized Significance Thresholds (LST) Dispersion Modeling
Attachment A.5	Operations – Localized Significance Thresholds (LST) Dispersion Modeling

## List of Tables

Table 1: Global Warming Potentials and Atmospheric Lifetimes of Select Greenhouse Gases.....	A-13
Table 2: National and California Ambient Air Quality Standards (NAAQS and CAAQS) .....	A-15
Table 3: South Coast Air Basin Attainment Status.....	A-16
Table 4: SCAQMD CEQA Thresholds of Significance for Air Pollutant Emissions in the South Coast Air Basin .....	A-22
Table 5: SCAQMD CEQA Thresholds of Significance for Air Pollutant Concentrations in the South Coast Air Basin .....	A-23
Table 6: City of LA CEQA Significance Thresholds .....	A-25
Table 7: Southwest Coastal Los Angeles and South Coastal Los Angeles County Monitoring Station Ambient Air Quality Data.....	A-31
Table 8: Airport-Related Sources of Air Emissions.....	A-32
Table 9: Existing (2013) Aircraft Emissions .....	A-32
Table 10: State of California GHG Emissions .....	A-33
Table 11: Existing (2013) Aircraft GHG Emissions .....	A-34
Table 12: Construction Sources Pollutant and Model Summary.....	A-39
Table 13: Construction Year Runway Use .....	A-45
Table 14: Comparison of Taxi Times during Construction.....	A-45
Table 15: LAX Primary Runway Operating Configurations .....	A-47
Table 16: Total Aircraft Operations and Taxi Times, by Calendar Year .....	A-47
Table 17: Jet Fuel GHG Emission Factors.....	A-55

## List of Exhibits

Figure 1: Project Site and Construction Staging Areas .....	A-3
Figure 2: Proposed Project Components.....	A-7
Figure 3: Runway Length Analysis .....	A-44
Figure 4: Receptor Locations .....	A-51

## List of Equations

Equation 1: Off-Road Construction Equipment Emissions Calculation Equation .....	A-39
Equation 2: On-Road Construction Equipment Emissions Calculation Equation .....	A-41

THIS PAGE INTENTIONALLY LEFT BLANK

# 1. Introduction

This Air Quality and Greenhouse Gases appendix was developed to assist with the public disclosure requirements established under the California Environmental Quality Act (CEQA). The Initial Study (IS) addresses the potential effects to air quality and climate change from the development of the proposed Project. This Air Quality and Greenhouse Gases appendix identifies the technical assumptions, methodologies, databases, and models that were used to conduct the Air Quality and Greenhouse Gas Emissions analyses for the IS.

---

## 1.1 Background

The City of Los Angeles, through its aviation department, Los Angeles World Airports (LAWA), proposes to construct improvements to the Runway Safety Area (RSA) for Runway 6R-24L located on the north airfield of Los Angeles International Airport (LAX). These improvements are being proposed in order to comply with the requirements of the *Transportation, Treasury, Housing and Urban Development, the Judiciary, the District of Columbia, and Independent Agencies Appropriations Act, 2006* (Public Law [P.L.] 109-115). This Act requires completion of RSA improvements by airport sponsors that hold a certificate under Title 14, Code of Federal Regulations (CFR), Part 139, Certification and Operations: Land Airports Serving Certain Air Carriers, to comply with Federal Aviation Administration (FAA) design standards by December 31, 2015.

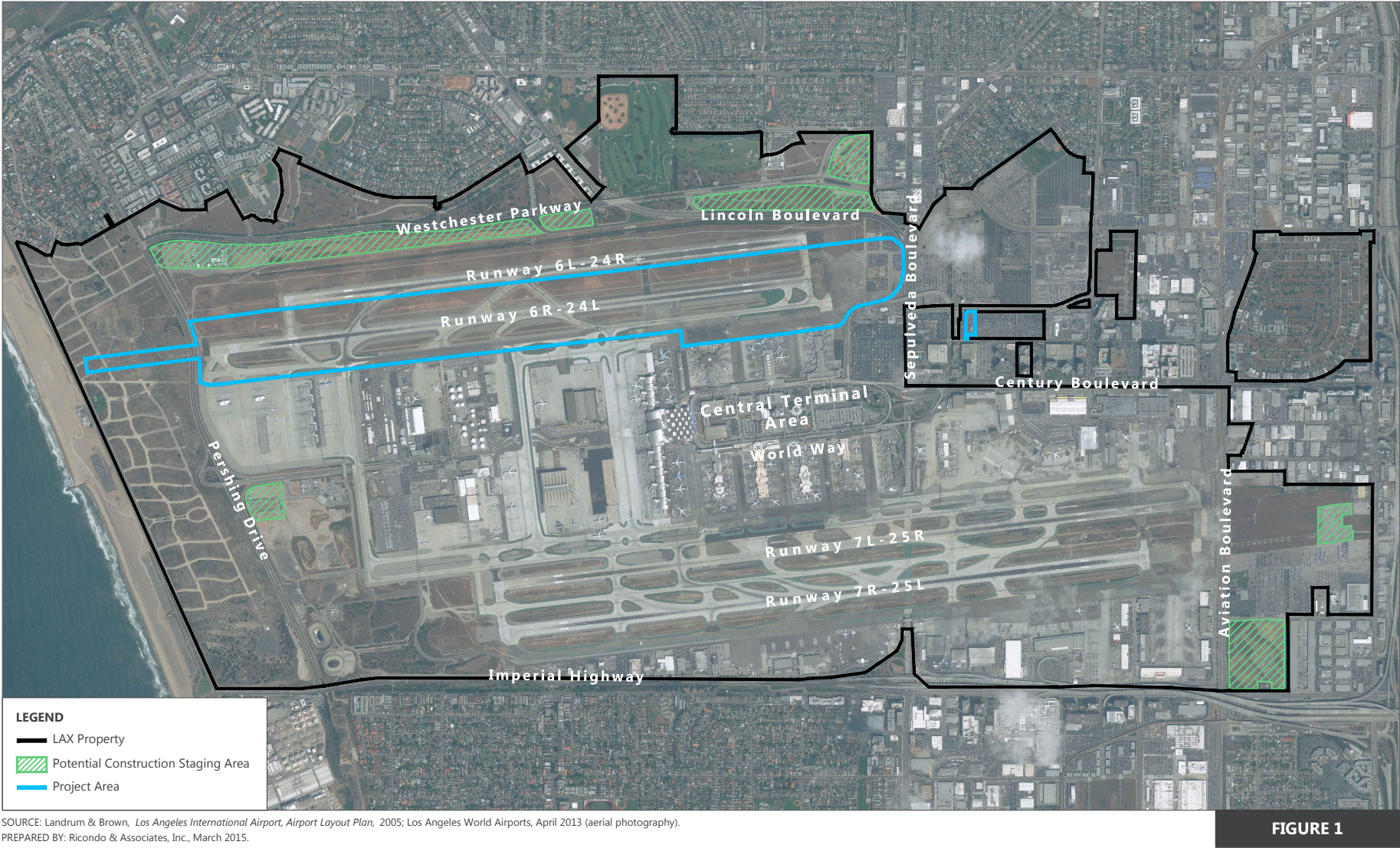
---

## 1.2 Project Location

The Airport is located on the western end of the Los Angeles Basin and is bounded on the north by the City of Los Angeles communities of Westchester and Playa Del Rey (which form the Westchester-Playa Del Rey Community Plan Area), on the east by the City of Inglewood and the community of Lennox (unincorporated Los Angeles County), to the south by the City of El Segundo and the community of Del Aire (unincorporated Los Angeles County), and to the west by the Pacific Ocean. Runway 6R-24L is in the northern portion of the LAX airfield, entirely within the Air Operations Area (AOA). The Project site and potential construction staging areas are shown in **Figure 1**.

THIS PAGE INTENTIONALLY LEFT BLANK





Proposed Project Location and Potential Staging Areas

THIS PAGE INTENTIONALLY LEFT BLANK

---

## 1.3 Project Components


---

The components of the proposed Project related to Runway 6R-24L RSA improvements are depicted on **Figure 2**. The primary components of the Runway 6R-24L improvements include:

- Runway 6R (West End)
  - Construction of the Proposed Action would require the physical end of Runway 6R be shifted about 200 feet to the east. The Proposed Action also requires shifting of the existing displaced threshold for Runway 6R an additional 420 feet to the east as well. The existing Runway 6R end has a displaced threshold of 331-feet.
    - The resulting 420-foot eastward shift of the 6R Runway displaced threshold would provide a new displaced threshold of about 550 feet.
    - This shift in the displaced threshold requires a corresponding shift in navigational aids at the 6R runway end. The 6R end would shift 200 feet east, plus the needed 550 foot threshold means the new threshold would be 750 feet from the current runway end. If you subtract the existing threshold distance of 331 feet from the current runway end, you have a net threshold change of 420 feet.
  - Construct a blast pad 400 feet long and 280 feet wide;
  - Construct retaining wall and add fill graded to RSA standards;
  - Shift existing connector Taxiways E16 and E17 to the east;
  - Construct new and rehabilitate existing runway and taxiway pavement, as needed in the areas of the improvements identified above, and modify airfield signage, lighting, and markings;
  - Relocate navigation aids, including the glide slope antenna, and Precision Approach Path Indicators (PAPI);
  - Installation of in-pavement Approach Lights in proposed pavement east of Pershing Drive and proposed retaining wall;
  - Remove two approach light system (MALSR) stations and shift of light stations to the east coincident with existing light station locations to accommodate the proposed relocated runway end and approximate 550-foot displaced threshold;
    - The two western-most stations including concrete pads would be removed. Towers, lights, and equipment control boxes and concrete pads would be removed. Concrete pads would be excavated and areas would be restored to pre-project conditions;
    - Relocate the "1,000-foot light bar" (supported by three separate towers) to a location immediately east of Pershing Drive (outside of the coastal zone). The northern and southern concrete pads which currently support the "1,000-foot light bar" would be excavated, removed, and restored to pre-project conditions. The central pad would be retained in order to support a new single-pole light station tower at this location; and

THIS PAGE INTENTIONALLY LEFT BLANK





NOTE: <sup>1/</sup> These measurements may be subject to refinement.

<sup>2/</sup> These features are being closed and/or relocated as part of the Runway 6L-24R and Runway 6R-24L RSA and Associated Improvements Project.

SOURCE: Federal Aviation Administration, *Advisory Circular 150/5300-13A, Airport Design*, September 28, 2012; Landrum & Brown, *Los Angeles International Airport, Airport Layout Plan*, 2005; Los Angeles World Airports, April 2013 (aerial photography); Ricondo & Associates, Inc., June 2014.

PREPARED BY: Ricondo & Associates, Inc., March 2015.



FIGURE 2

Proposed Project

THIS PAGE INTENTIONALLY LEFT BLANK

- Pending funding approval, FAA will replace the entire approach light system (towers, lights and equipment control boxes) for Runway 6R. To the extent possible, FAA will utilize the existing concrete pads. However, FAA will need to replace the existing concrete support pads at three light stations. One of the existing five-light steady burning stations would change to a single flasher light station. This change requires removal of the existing footing and five poles supporting each light and replacing it with a single pole and foundation along with a foundation for the power and controller boxes for the flasher station. The total amount of square footage at that station is expected to increase by one square foot. The overall amount of concrete footing in the California Coastal Zone will be reduced as a result of the proposed project.
- Runway 24L (East End)
  - Shift Runway 24L endpoint by constructing approximately 800 feet of new runway pavement to the east. The landing threshold would remain in current location and pavement marked as a displaced threshold;
    - Shift Taxiway E endpoint approximately 500 feet to the east with 400-foot separation from the Runway;
    - Remove existing Taxiway E7 including the existing loop westbound that joins Taxiway V between Runways 24L and 24R;
    - Construct new connector Taxiways E7 and E6;
    - Construct new and rehabilitate existing runway and taxiway pavement, as needed in the areas of the improvements identified above, and modify airfield signage, lighting, and markings; A detailed visual survey was conducted for the first 1,000 feet of each end of Runway 6R-24L and Taxiway V between Taxiway E and the Runway 24L end. The visual inspection found the pavement at the Runway 24L end is in poor condition because of the high number of departures from this end of the runway. There are significant load-related distresses in the 75-foot wide keel area of the runway and at the Taxiway V intersection. Therefore, several fatigue-cracked panels (the first 250 feet of 24L), would be replaced. Additionally, nine fatigue-cracked panels on Taxiway V immediately adjacent to the south edge of the runway, and two panels on Taxiway V directly adjacent to the northern edge of the runway, will also be replaced (approximately 6,875 square feet).
    - Relocate the existing ILS Runway 6R Localizer Antenna to the east;
    - Demolish and relocate existing Secure Area Access Post (SAAP) #3;
    - Protect in place existing storm sewer and utilities;
    - Relocate Air Operations Area (AOA) fence;
    - Construct 400-foot long jet blast pad;
    - Relocate taxicab holding/staging area and associated buildings;
  - Implement declared distances;



- Extend and realign existing vehicle service road(s) south of Taxiway E, which will require closure of Alverstone Avenue and Davidson Drive as well as the adjacent parking lot (all of which are on airport property and currently closed to the public). Existing paved areas within the RSA may be removed and graded to RSA standards and paved with erosion control pavement; and
- Realign a portion of Davidson Drive to accommodate authorized vehicle access.

---

## 1.4 Pollutants of Interest

---

### 1.4.1 CRITERIA POLLUTANTS

Six criteria pollutants were evaluated for the proposed Project: ozone ( $O_3$ ) using as surrogates volatile organic compounds (VOCs) and oxides of nitrogen ( $NO_x$ ), nitrogen dioxide ( $NO_2$ ), carbon monoxide (CO), sulfur dioxide ( $SO_2$ ), particulate matter with an aerodynamic diameter less than or equal to 10 micrometers ( $PM_{10}$ ), and particulate matter with an aerodynamic diameter less than or equal to 2.5 micrometers ( $PM_{2.5}$ ). These pollutants were analyzed because they were shown to have potentially significant impacts in the air quality analysis documented in Chapter 4.6, Air Quality, of the Los Angeles International Airport (LAX) Master Plan Final EIR. In addition, these six criteria pollutants are considered to be pollutants of concern based on the type of emission sources associated with construction of the proposed Project, and are thus included in this assessment. Although lead (Pb) is a criteria pollutant, it was not evaluated in the IS because the proposed Project would have negligible impacts on Pb levels in the Basin. The only source of lead emissions from LAX is from aviation gasoline (AvGas) associated with piston-engine general aviation aircraft; however, due to the low number of piston-engine general aviation aircraft operations at LAX, AvGas quantities are low and emissions from these sources would not be affected by the proposed Project. Sulfate compounds (e.g., ammonium sulfate) are generally not emitted directly into the air but are formed through various chemical reactions in the atmosphere; thus, sulfate is considered a secondary pollutant. All sulfur emitted by airport-related sources included in this analysis was assumed to be released and to remain in the atmosphere as  $SO_2$ . Therefore, no sulfate inventories or concentrations were estimated.

Following standard industry practice, the evaluation of  $O_3$  was conducted by evaluating emissions of VOCs and  $NO_x$ , which are precursors in the formation of  $O_3$ .  $O_3$  is a regional pollutant and ambient concentrations can only be predicted using regional photochemical models that account for all sources of precursors, which is beyond the scope of this analysis. Therefore, no photochemical  $O_3$  modeling was conducted. Additional information regarding the six criteria pollutants that were evaluated in the air quality analysis is presented below.

#### 1.4.1.1 Ozone ( $O_3$ )

$O_3$ , a component of smog, is formed in the atmosphere rather than being directly emitted from pollutant sources.  $O_3$  forms as a result of VOCs and  $NO_x$  reacting in the presence of sunlight in the atmosphere.  $O_3$  levels are highest in warm-weather months. VOCs and  $NO_x$  are termed “ $O_3$  precursors” and their emissions are regulated in order to control the creation of  $O_3$ .



O<sub>3</sub> damages lung tissue and reduces lung function. Scientific evidence indicates that ambient levels of O<sub>3</sub> not only affect people with impaired respiratory systems (e.g., asthmatics), but also healthy children and adults. O<sub>3</sub> can cause health effects such as chest discomfort, coughing, nausea, respiratory tract and eye irritation, and decreased pulmonary functions.

#### 1.4.1.2 Nitrogen Dioxide (NO<sub>2</sub>)

NO<sub>2</sub> is a reddish-brown to dark brown gas with an irritating odor. NO<sub>2</sub> forms when nitric oxide reacts with atmospheric oxygen. Most sources of NO<sub>2</sub> are man-made; the primary source of NO<sub>2</sub> is high-temperature combustion. Significant sources of NO<sub>2</sub> at airports are boilers, aircraft operations, and vehicle movements. NO<sub>2</sub> emissions from these sources are highest during high-temperature combustion, such as aircraft takeoff mode.

NO<sub>2</sub> may produce adverse health effects such as nose and throat irritation, coughing, choking, headaches, nausea, stomach or chest pains, and lung inflammation (e.g., bronchitis, pneumonia).

#### 1.4.1.3 Carbon Monoxide (CO)

CO is an odorless, colorless gas that is toxic. It is formed by the incomplete combustion of fuels. The primary sources of this pollutant in Los Angeles County are automobiles and other mobile sources. The health effects associated with exposure to CO are related to its interaction with hemoglobin once it enters the bloodstream. At high concentrations, CO reduces the amount of oxygen in the blood, causing heart difficulties in people with chronic diseases, reduced lung capacity, and impaired mental abilities.

#### 1.4.1.4 Particulate Matter (PM<sub>10</sub>) and Fine Particulate Matter (PM<sub>2.5</sub>)

Particulate matter consists of solid and liquid particles of dust, soot, aerosols, and other matter small enough to remain suspended in the air for a long period of time. PM<sub>10</sub> refers to particulate matter with an aerodynamic diameter less than or equal to 10 micrometers (microns,  $\mu\text{m}$  or  $\mu\text{m}$ ) and PM<sub>2.5</sub> refers to particulate matter with an aerodynamic diameter less than or equal to 2.5 micrometers. Particles smaller than 10 micrometers (i.e., PM<sub>10</sub> and PM<sub>2.5</sub>) represent that portion of particulate matter thought to represent the greatest hazard to public health. PM<sub>10</sub> and PM<sub>2.5</sub> can accumulate in the respiratory system and are associated with a variety of negative health effects. Exposure to particulate matter can aggravate existing respiratory conditions, increase respiratory symptoms and disease, decrease long-term lung function, and possibly cause premature death. The segments of the population that are most sensitive to the negative effects of particulate matter in the air are the elderly, individuals with cardiopulmonary disease, and children. Aside from adverse health effects, particulate matter in the air causes a reduction of visibility and damage to paints and building materials.

A portion of the particulate matter in the air comes from natural sources such as windblown dust and pollen. Man-made sources of particulate matter include fuel combustion, automobile exhaust, field burning, cooking, tobacco smoking, factories, and vehicle movement on, or other man-made disturbances of, unpaved areas. Secondary formation of particulate matter may occur in some cases where gases like sulfur oxides (SO<sub>x</sub>) and NO<sub>x</sub> interact with other compounds in the air to form particulate matter. In the Basin, both VOCs and

ammonia are also considered precursors to  $PM_{2.5}$ . Fugitive dust generated by construction activities is a major source of suspended particulate matter.

The secondary creators of particulate matter,  $SO_x$  and  $NO_x$ , are also major precursors to acidic deposition (acid rain). While  $SO_x$  is a major precursor to particulate matter formation,  $NO_x$  has other environmental effects.  $NO_x$  reacts with ammonia, moisture, and other compounds to form nitric acid and related particles. Human health concerns include effects on breathing and the respiratory system, damage to lung tissue, and premature death. Small particles penetrate into sensitive parts of the lungs and can cause or worsen respiratory disease.  $NO_x$  has the potential to change the composition of some species of vegetation in wetland and terrestrial systems, to create the acidification of freshwater bodies, impair aquatic visibility, create eutrophication of estuarine and coastal waters, and increase the levels of toxins harmful to aquatic life.

#### 1.4.1.5 Sulfur Dioxide ( $SO_2$ )

Sulfur oxides are formed when fuel containing sulfur (typically, coal and oil) is burned, and during other industrial processes. The term "sulfur oxides" accounts for distinct but related compounds, primarily  $SO_2$  and sulfur trioxide. As a conservative assumption for this analysis, it was assumed that all  $SO_x$  are emitted as  $SO_2$ ; therefore,  $SO_x$  and  $SO_2$  are considered equivalent in this document. Higher  $SO_2$  concentrations are usually found in the vicinity of large industrial facilities.

The physical effects of  $SO_2$  include temporary breathing impairment, respiratory illness, and aggravation of existing cardiovascular disease. Children and the elderly are most susceptible to the negative effects of exposure to  $SO_2$ .

#### 1.4.2 GREENHOUSE GASES

Parts of the earth's atmosphere act as an insulating blanket, trapping sufficient solar energy to keep the global average temperature in a suitable range. The blanket is a collection of atmospheric gases called GHGs. These gases – primarily water vapor, carbon dioxide ( $CO_2$ ), methane ( $CH_4$ ), nitrous oxide ( $N_2O$ ), ozone, chlorofluorocarbons (CFCs), hydrofluorocarbons (HFCs), perfluorocarbons (PFCs), and sulfur hexafluoride ( $SF_6$ ) – all act as effective global insulators, reflecting back to earth visible light and infrared radiation. Human activities, such as producing electricity and driving vehicles, have elevated the concentrations of these gases in the atmosphere. Many scientists believe that these elevated levels, in turn, are causing the earth's temperature to rise. A warmer earth may lead to changes in rainfall patterns, much smaller polar ice caps, a rise in sea level, and a wide range of impacts on plants, wildlife, and humans.

Climate change is driven by "forcings" and "feedbacks." Radiative forcing is the difference between the incoming energy and outgoing energy in the climate system. A feedback is "an internal climate process that amplifies or dampens the climate response to a specific forcing." The global warming potential (GWP) is the potential of a gas or aerosol to trap heat in the atmosphere; it is the "cumulative radiative forcing effects of a gas over a specified time horizon resulting from the emission of a unit mass of gas relative to a reference gas." Individual GHG species have varying GWP and atmospheric lifetimes. The carbon dioxide equivalent ( $CO_2e$ ) -- the mass emissions of an individual GHG multiplied by its GWP -- is a consistent methodology for comparing GHG emissions because it normalizes various GHG emissions to a consistent metric. The reference gas for

GWP is CO<sub>2</sub>; CO<sub>2</sub> has a GWP of 1. Compared to CH<sub>4</sub>'s GWP of 21, CH<sub>4</sub> has a greater global warming effect than CO<sub>2</sub> on a molecule-per-molecule basis. **Table 1** identifies the GWP of several select GHGs using the IPCC's Second Assessment Report.

**Table 1: Global Warming Potentials and Atmospheric Lifetimes of Select Greenhouse Gases**

GAS	ATMOSPHERIC LIFETIME (YEARS)	GLOBAL WARMING POTENTIAL (100 YEAR TIME HORIZON)
Carbon Dioxide	50 - 200	1
Methane	12 ± 3	21
Nitrous Oxide	120	310
HFC-23	264	11,700
HFC-134a	14.6	1,300
HFC-152a	1.5	140
PFC: Perfluoromethane (CF <sub>4</sub> )	50,000	6,500
PFC: Perfluoroethane (C <sub>2</sub> F <sub>6</sub> )	10,000	9,200
Sulfur Hexafluoride (SF <sub>6</sub> )	3,200	23,900

SOURCE: Intergovernmental Panel on Climate Change, Climate Change 1995: The Science of Climate Change. *Contribution of Working Group I to the Second Assessment Report (SAR) of the Intergovernmental Panel on Climate Change, 1996.*<sup>1</sup>

PREPARED BY: Ricondo & Associates, Inc., September 2014.

<sup>1</sup> GWP values have been updated in IPCC's subsequent assessment reports (e.g., Third Assessment Report [TAR], etc.). However, in accordance with international and U.S. convention to maintain the value of the carbon dioxide 'currency', GHG emission inventories are calculated using the GWPs from the IPCC SAR.

## 2. Regulatory Setting

Air quality is regulated by federal, State, and local laws. On the federal level, air quality is governed by the federal Clean Air Act (CAA) administered by the United States Environmental Protection Agency (USEPA). Additionally, air quality in California is governed by regulations under the California Clean Air Act (CCAA) administered by the California Air Resources Board (CARB) and by the regional air quality management districts. Air quality in the Los Angeles region is subject to the rules and regulations established by CARB and the South Coast Air Quality Management District (SCAQMD).

Greenhouse Gas emissions are primarily regulated on the State and local level with some federal regulations concerning GHG and fuel efficiency standards for passenger cars, light-duty trucks, and medium- and heavy-duty engines and vehicles from USEPA and the National Highway Traffic Safety Administration. Various international, federal, State, and local agencies also provide guidance concerning GHG emissions.

---

### 2.1 Federal/International

---

#### 2.1.1 CRITERIA POLLUTANTS

The USEPA is responsible for enforcing the CAA. Under the authority granted by the CAA, USEPA has established National Ambient Air Quality Standards (NAAQS) for the following criteria pollutants: CO, NO<sub>2</sub>, O<sub>3</sub>, PM<sub>10</sub>, PM<sub>2.5</sub>, SO<sub>2</sub>, and Pb. **Table 2** presents the NAAQS that are currently in effect for criteria air pollutants. O<sub>3</sub> is a secondary pollutant, meaning that it is formed from reactions of precursor compounds under certain conditions. As previously discussed, the primary precursor compounds that can lead to the formation of O<sub>3</sub> include VOCs and NO<sub>x</sub>.

The CAA also specifies future dates for achieving compliance with the NAAQS and mandates that states submit and implement a State Implementation Plan (SIP) for local areas not meeting these standards. These plans must include pollution control measures that demonstrate how the standards will be met. The 1990 amendments to the CAA identify specific emission reduction goals for areas not meeting the NAAQS. These amendments require both a demonstration of reasonable further progress toward attainment and incorporation of additional sanctions for failure to attain or meet interim milestones.

**Table 2: National and California Ambient Air Quality Standards (NAAQS and CAAQS)**

POLLUTANT	AVERAGING TIME	CAAQS	NAAQS	
			PRIMARY	SECONDARY
Ozone (O <sub>3</sub> )	8-hour	0.07 ppm (137 µg/m <sup>3</sup> )	0.075 ppm (147 µg/m <sup>3</sup> )	Same as Primary
	1-Hour	0.09 ppm (180 µg/m <sup>3</sup> )	N/A	N/A
Carbon Monoxide (CO)	8-hour	9.0 ppm (10 mg/m <sup>3</sup> )	9.0 ppm (10 mg/m <sup>3</sup> )	N/A
	1-Hour	20 ppm (23 mg/m <sup>3</sup> )	35 ppm (40 mg/m <sup>3</sup> )	N/A
Nitrogen Dioxide (NO <sub>2</sub> )	Annual	0.030 ppm (57 µg/m <sup>3</sup> )	0.053 ppm (100 µg/m <sup>3</sup> )	Same as Primary
	1-Hour	0.18 ppm (339 µg/m <sup>3</sup> )	100 ppb (188 µg/m <sup>3</sup> )	N/A <sup>1/</sup>
Sulfur Dioxide (SO <sub>2</sub> ) <sup>2/</sup>	Annual	N/A	0.03 ppm (80 µg/m <sup>3</sup> )	N/A
	24-Hour	0.04 ppm (105 µg/m <sup>3</sup> )	0.14 ppm (365 µg/m <sup>3</sup> )	N/A
	3-Hour	N/A	N/A	0.5 ppm (1300 µg/m <sup>3</sup> )
	1-Hour	0.25 ppm (655 µg/m <sup>3</sup> )	75 ppb (196 µg/m <sup>3</sup> )	N/A
Respirable Particulate Matter (PM <sub>10</sub> )	AAM	20 µg/m <sup>3</sup>	N/A	N/A
	24-Hour	50 µg/m <sup>3</sup>	150 µg/m <sup>3</sup>	Same as Primary
Fine Particulate Matter (PM <sub>2.5</sub> )	AAM	12 µg/m <sup>3</sup>	15 µg/m <sup>3</sup>	Same as Primary
	24-Hour	N/A	35 µg/m <sup>3</sup>	Same as Primary
Lead (Pb)	Rolling 3-month Average	N/A	1.5 µg/m <sup>3</sup>	Same as Primary
	Monthly	1.5 µg/m <sup>3</sup>	N/A	N/A
Sulfates	24-Hour	25 µg/m <sup>3</sup>	N/A	N/A

## NOTES:

NAAQS = National Ambient Air Quality Standards

µg/m<sup>3</sup> = micrograms per cubic meter

N/A = Not applicable

CAAQS = California Ambient Air Quality Standards

mg/m<sup>3</sup> = milligrams per cubic meter

ppm = parts per million (by volume)

AAM = Annual arithmetic mean

1/ On March 20, 2012, the USEPA took final action to retain the current secondary NAAQS for NO<sub>2</sub> (0.053 ppm averaged over a year) and SO<sub>2</sub> (0.5 ppm averaged over three hours, not to be exceeded more than once per year) (77 Federal Register [FR] 20264).

2/ On June 22, 2010, the 1-hour SO<sub>2</sub> NAAQS was updated and the previous 24-hour and annual primary NAAQS were revoked. The previous 1971 SO<sub>2</sub> NAAQS (24-hour: 0.14 ppm; annual: 0.030 ppm) remain in effect until one year after an area is designated for the 2010 NAAQS (75 FR 35520).

SOURCE: California Air Resources Board, [Ambient Air Quality Standards Chart](http://www.arb.ca.gov/research/aaqs/aaqs2.pdf), Available at: <http://www.arb.ca.gov/research/aaqs/aaqs2.pdf>. Accessed December 30, 2014.

PREPARED BY: Ricondo & Associates, Inc., March 2015.

LAX is located within the South Coast Air Basin (Basin), which is a sub-region of the SCAQMD's jurisdiction including all of Orange County and the non-desert portions of Los Angeles, Riverside, and San Bernardino counties. The Basin is designated as a federal non-attainment area for O<sub>3</sub>, PM<sub>2.5</sub>, and Pb. The nonattainment designation under the CAA for O<sub>3</sub> is categorized into levels of severity based on the level of concentration above the standard, which is also used to set the required attainment date. The Basin is classified as an extreme nonattainment area for O<sub>3</sub>. The Basin was reclassified on September 22, 1998 to attainment/maintenance for NO<sub>2</sub> and on June 11, 2007 for CO since concentrations of these pollutants dropped below the NO<sub>2</sub> and CO NAAQS for several years. More recently, the Los Angeles Basin was reclassified to attainment/maintenance for PM<sub>10</sub> on July 26, 2013. Attainment/maintenance means that the pollutant is currently in attainment and that measures are included in the SIP to ensure that the NAAQS for that pollutant are not exceeded again (maintained). **Table 3** presents the NAAQS and CAAQS attainment designation for each of the federal criteria air pollutants.

**Table 3: South Coast Air Basin Attainment Status**

POLLUTANT	NATIONAL STANDARDS (NAAQS) <sup>1/</sup>	CALIFORNIA STANDARDS (CAAQS) <sup>2/</sup>
Ozone (O <sub>3</sub> ) 8-Hour Standard	Nonattainment - Extreme	Nonattainment
Ozone (O <sub>3</sub> ) 1-Hour Standard	-	Nonattainment – Extreme <sup>3/</sup>
Carbon Monoxide (CO)	Attainment - Maintenance	Attainment
Nitrogen Dioxide (NO <sub>2</sub> )	Attainment - Maintenance	Attainment
Sulfur Dioxide (SO <sub>2</sub> )	Attainment	Attainment
Respirable Particulate Matter (PM <sub>10</sub> )	Attainment - Maintenance	Nonattainment
Fine Particulate Matter (PM <sub>2.5</sub> )	Nonattainment	Nonattainment
Lead (Pb)	Nonattainment	Attainment

NOTES:

1/ Status as of July 2, 2014.

2/ Status as of June 2013.

3/ Classification based on data for 1989-1991 and reflect the State 1-hour standard as per H&SC section 40921.5.

SOURCES: California Air Resources Board, "Area Designations Maps/State and National," August 22, 2014, available <http://arb.ca.gov/design/adm/adm.htm#state> (accessed January 2, 2015); USEPA, "Currently Designated Nonattainment Areas for All Criteria Pollutants," available: [www.epa.gov/airquality/greenbook/anc13.html](http://www.epa.gov/airquality/greenbook/anc13.html) (accessed January 2, 2015).

PREPARED BY: Ricondo & Associates, Inc., March 2015.

## 2.1.2 GREENHOUSE GASES

### 2.1.2.1 International Governmental Panel on Climate Change (IPCC)

In 1988, the United Nations and the World Meteorological Organization established the IPCC to assess "the scientific, technical and socioeconomic information relevant to understanding the scientific basis of risk of human-induced climate change, its potential impacts, and options for adaptation and mitigation."

### 2.1.2.2 United Nations Framework Convention on Climate Change

On March 21, 1994, the U.S. joined other countries around the world in signing the United Nations Framework Convention on Climate Change (UNFCCC). Under the Convention, governments gather and share information on GHG emissions, national policies, and best practices; launch national strategies for addressing GHG emissions and adapting to expected impacts, including the provision of financial and technological support to developing countries; and cooperate in preparing for adaptation to the impacts of climate change.

### 2.1.2.3 Kyoto Protocol

The Kyoto Protocol is a treaty made under the UNFCCC. Countries can sign the treaty to demonstrate their commitment to reduce their emissions of GHGs or engage in emissions trading. More than 160 countries, accounting for 55 percent of global emissions, are under the protocol. The U.S. symbolically signed the Protocol in 1998. However, in order for the Protocol to be formally ratified, it must be adopted by the U.S. Senate, which has not been done to date. The original GHG reduction commitments made under the Protocol expired at the end of 2012. A second commitment period was agreed to at the Doha, Qatar, meeting held December 8, 2012, which extended the commitment period to December 31, 2020.

### 2.1.2.4 Massachusetts et al. v. United States Environmental Protection Agency et al.

Massachusetts et. al. v. Environmental Protection Agency et. al. (549 U.S. 497 [2007]) was argued before the U.S. Supreme Court on November 29, 2006, in which it was petitioned that USEPA regulate four GHGs, including CO<sub>2</sub>, under Section 202(a)(1) of the Clean Air Act (CAA). The Court issued an opinion on April 2, 2007, in which it held that petitioners have standing to challenge the USEPA and that the USEPA has statutory authority to regulate emissions of GHGs from motor vehicles.

### 2.1.2.5 Endangerment Finding

The USEPA subsequently published its endangerment finding for GHGs in the Federal Register, which responds to the court case noted above. The USEPA Administrator determined that six GHGs, taken in combination, endanger both the public health and welfare of current and future generations. Although the endangerment finding discusses the effects of six GHGs, it acknowledges that transportation sources only emit four of the key GHGs: CO<sub>2</sub>, CH<sub>4</sub>, N<sub>2</sub>O, and HFCs. Further, the USEPA Administrator found that the combined emissions of these GHGs from new motor vehicles contribute to air pollution that endangers the public health and welfare under the CAA, Section 202(a).

### 2.1.2.6 GHG and Fuel Efficiency Standards for Passenger Cars and Light-Duty Trucks

In April 2010, the USEPA and National Highway Traffic Safety Administration (NHTSA) finalized GHG standards for new (model year 2012 through 2016) passenger cars, light-duty trucks, and medium-duty passenger vehicles. Under these standards, CO<sub>2</sub> emission limits would decrease from 295 grams per mile (g/mi) in 2012 to 250 g/mi in 2016 for a combined fleet of cars and light trucks. If all of the necessary emission reductions were made from fuel economy improvements, then the standards would correspond to a combined fuel economy of 30.1 miles per gallon (mpg) in 2012 and 35.5 mpg in 2016. The agencies issued a joint Final Rule for a coordinated National Program for model years 2017 to 2025 light-duty vehicles on August 28, 2012, that would correspond to a combined fuel economy of 36.6 mpg in 2017 and 54.5 mpg in 2025.

### 2.1.2.7 GHG and Fuel Efficiency Standards for Medium- and Heavy-Duty Engines and Vehicles

In October 2010, the USEPA and NHTSA announced a program to reduce GHG emissions and to improve fuel efficiency for medium- and heavy-duty vehicles (model years 2014 through 2018). These standards were signed into law on August 9, 2011. The two agencies' complementary standards form a new Heavy-Duty National Program that has the potential to reduce GHG emissions by 270 million metric tons and to reduce oil consumption by 530 million barrels over the life of the affected vehicles.

## 2.2 State of California

### 2.2.1 CRITERIA POLLUTANTS

The CCAA, signed into law in 1988, requires all areas of the state to achieve and maintain the CAAQS by the earliest practical date. The CAAQS are at least as stringent as, and in several cases more stringent than, the NAAQS and include several more pollutants such as visibility reducing particles, sulfates, hydrogen sulfide, and vinyl chloride. The currently applicable CAAQS are presented with the NAAQS in Table 2. The attainment status with regard to the CAAQS is presented in Table 3 along with the federal attainment status for each criteria pollutant. Additionally, the area is in attainment for sulfates and unclassified for hydrogen sulfide and visibility reducing particles.

CARB has been granted jurisdiction over a number of air pollutant emission sources that operate in the State. Specifically, CARB has the authority to develop emission standards for on-road motor vehicles, as well as for stationary sources and some off-road mobile sources. In turn, CARB has granted authority to the regional air pollution control and air quality management districts to develop stationary source emission standards, issue air quality permits, and enforce permit conditions.

### 2.2.2 GREENHOUSE GASES

#### 2.2.2.1 California Air Resources Board

In October 2008, CARB published draft preliminary guidance to agencies on how to establish interim significance thresholds for analyzing GHG emissions in Recommended Approaches for Setting Interim Thresholds for Greenhouse Gases under the California Environmental Quality Act. For industrial projects, the CARB guidance proposed that projects that emit less than 7,000 metric tons of CO<sub>2</sub>e (MTCO<sub>2</sub>e) per year (amortized), as well as meeting performance standards for construction and transportation, may be considered less than significant.

#### 2.2.2.2 Title 24 Energy Standards

Although not originally intended to reduce GHG emissions, California's Energy Efficiency Standards for Residential and Nonresidential Buildings (California Code of Regulations, Title 24, Part 6) were first established in 1978 in response to a legislative mandate to reduce California's energy consumption. The standards are updated periodically to allow consideration and possible incorporation of new energy efficient technologies and methods. The latest amendments were made in April 2008 and went into effect on January 1, 2010. The premise for the standards is that energy efficient buildings require less electricity, natural gas, and other fuels.



Electricity production from fossil fuels and on-site fuel combustion (typically for water heating) results in GHG emissions. Therefore, increased energy efficiency in buildings results in fewer GHG emissions on a building-by-building basis.

### 2.2.2.3 California Assembly Bill 1493 (AB 1493) - Pavley

Enacted on July 22, 2002, this bill required CARB to develop and adopt regulations that reduce GHGs emitted by passenger vehicles and light-duty trucks. Regulations adopted by CARB apply to 2009 and later model year vehicles. CARB estimates that the regulation will reduce GHG emissions from the light-duty and passenger vehicle fleet by an estimated 18 percent in 2020 and by 27 percent in 2030, compared to recent years. In 2011, the U.S. Department of Transportation, USEPA, and California announced a single timeframe for proposing fuel and economy standards, thereby aligning the Pavley standards with the federal standards for passenger cars and light-duty trucks. Emission estimates included in this analysis account for the Pavley-I standards.

### 2.2.2.4 Executive Order S-3-05

California Governor Arnold Schwarzenegger announced on June 1, 2005, through Executive Order S-3-05, the following GHG emission reduction targets for all of California: by 2010, reduce GHG emissions to 2000 levels; by 2020, reduce GHG emissions to 1990 levels; and by 2050, reduce GHG emissions to 80 percent below 1990 levels.

### 2.2.2.5 California Assembly Bill 32 (AB 32)

AB 32, titled The California Global Warming Solutions Act of 2006 and signed by Governor Schwarzenegger in September 2006, requires CARB to adopt regulations to require the reporting and verification of Statewide GHG emissions and to monitor and enforce compliance with the program. In general, the bill requires CARB to reduce Statewide GHG emissions to the equivalent of those in 1990 by 2020. CARB adopted regulations in December 2007 for mandatory GHG emissions reporting. On August 24, 2011, CARB adopted the scoping plan indicating how emission reductions will be achieved. Part of the scoping plan includes an economy-wide cap-and-trade program. The final cap-and-trade plan was approved on October 21, 2011 and went into effect on January 1, 2013.

### 2.2.2.6 California Senate Bill 375 (SB 375)

SB 375 requires CARB to set regional targets for 2020 and 2035 to reduce GHG emissions from passenger vehicles. A regional target will be developed for each of the 18 metropolitan planning organizations (MPOs) in the State; the Southern California Association of Governments (SCAG) is the MPO that has jurisdiction over the LAX area. A Regional Targets Advisory Committee (RTAC) was appointed by CARB to provide recommendations to be considered and methodologies to be used in CARB's target setting process. The final RTAC report was released on January 23, 2009.

Each MPO is required to develop Sustainable Community Strategies through integrated land use and transportation planning and to demonstrate an ability to attain the proposed reduction targets by 2020 and 2035. CARB issued an eight percent per capita reduction target to the SCAG region for 2020 and a target of

13 percent per capita reduction by 2035. SCAG adopted the Regional Transportation Plan/Sustainable Community Strategies for the six-county southern California region on April 4, 2012.

#### 2.2.2.7 Executive Order S-01-07 and the Low Carbon Fuel Standard

California Executive Order S-01-07 established a Statewide goal to reduce the carbon intensity of transportation fuels sold in California by at least 10 percent by 2020 from 2005. The Executive Order also mandated the creation of Low Carbon Fuel Standard (LCFS) for transportation fuels. The LCFS requires that the life-cycle GHG emissions for the mix of fuels sold in California decline on average. Each fuel provider may meet the standard by selling fuel with lower carbon content, using previously banked credits from selling fuel that exceeded the LCFS, or purchasing credit from other fuel providers who have earned credits. On December 29, 2011, U.S. District Judge Lawrence O'Neill granted an injunction to prevent CARB from implementing the LCFS because it violates a federal law on interstate commerce. CARB's motion to stay the decision was also subsequently denied on January 24, 2012 (*Rocky Mountain Farmers Union v. Goldstene*, E.D. Cal., No. 09-cv-02234).

#### 2.2.2.8 Senate Bill 97 (SB 97)

SB 97 requires the Office of Planning and Research (OPR) to prepare guidelines to submit to the California Natural Resources Agency (CNRA) regarding feasible mitigation of GHG emissions or the effects of GHG emissions as required by CEQA. The CNRA adopted amendments to the State CEQA Guidelines for GHG emissions on December 30, 2009. The amendments became effective on March 18, 2010. The guidelines apply retroactively to any incomplete EIR, negative declaration, mitigated negative declaration, or other related document, and are reflected in this appendix.

#### 2.2.2.9 Renewables Portfolio Standard

Senate Bill 1078 (SB 1078) (Chapter 516, Statutes of 2002) requires retail sellers of electricity, including investor-owned utilities and community choice aggregators, to provide at least 20 percent of their supply from renewable sources by 2017. SB 107 (Chapter 464, Statutes of 2006) changed the target date to 2010. In November 2008, the Governor signed Executive Order S-14-08, which expands the State's Renewable (Energy) Portfolio Standard (RPS) to 33 percent renewable power by 2020. On September 15, 2009, the Governor issued Executive Order S-21-0911 requiring CARB, under its AB 32 authority, to adopt regulations to meet a 33 percent RPS target by 2020. The CARB regulations would use a phased-in or tiered requirement to increase the amount of electricity from eligible renewable sources over an eight year period beginning in 2012. CARB adopted the regulations in September 2010. In March 2011, the Legislature passed SB X1-2, which was signed into law by the Governor the following month. SB X1-2 requires utilities to procure renewable energy products equal to 33 percent of retail sales by December 31, 2020 and also establishes interim targets: 20 percent by December 31, 2013 and 25 percent by December 31, 2016. SB X1-2 also applies to publicly-owned utilities in California. According to the most recent data available from the Los Angeles Department of Water and Power (LADWP), the utility provider for the City of Los Angeles, approximately 19 percent of its electricity purchases in 2011 were from eligible renewable sources.

---

## 2.3 Regional

---

### 2.3.1 CRITERIA POLLUTANTS

#### 2.3.1.1 South Coast Air Quality Management District

SCAQMD has jurisdiction over an area of 10,743 square miles consisting of Orange County and the urban, non-desert portions of Los Angeles, Riverside, and San Bernardino Counties, and the Riverside County portions of the Salton Sea Air Basin and Mojave Desert Air Basin. The Basin is a sub-region of SCAQMD's jurisdiction and covers an area of 6,745 square miles. While air quality in this area has improved, the Basin requires continued diligence to meet air quality standards.

The SCAQMD has adopted a series of Air Quality Management Plans (AQMPs) to meet the CAAQS and NAAQS. SCAQMD and CARB have adopted the 2012 AQMP which incorporates the latest scientific and technological information and planning assumptions, including the 2012-2035 Regional Transportation Plan/Sustainable Communities Strategy (RTP/SCS), and updated emission inventory methodologies for various source categories. The Final 2012 AQMP was adopted by the AQMD Governing Board on December 7, 2012. Therefore, the 2012 AQMP is the most appropriate plan to use for consistency analysis. The AQMP builds upon other agencies' plans to achieve federal standards for air quality in the Basin. It incorporates a comprehensive strategy aimed at controlling pollution from all sources, including stationary sources, and on-road and off-road mobile sources. The 2012 AQMP builds upon improvements in previous plans, and includes new and changing federal requirements, implementation of new technology measures, and the continued development of economically sound, flexible compliance approaches. In addition, it highlights the significant amount of emission reductions needed and the urgent need to identify additional strategies, especially in the area of mobile sources, to meet all federal criteria pollutant standards within the timeframes allowed under the federal CAA.

The 2012 AQMP's key undertaking is to bring the Basin into attainment with NAAQS for 24-hour PM<sub>2.5</sub> by 2014. It also intensifies the scope and pace of continued air quality improvement efforts toward meeting the 2023 8-hour O<sub>3</sub> standard deadline with new measures designed to reduce reliance on the CAA Section 182(e)(5) long-term measures for NOX and VOC reductions. SCAQMD expects exposure reductions to be achieved through implementation of new and advanced control technologies as well as improvement of existing technologies.

The control measures in the 2012 AQMP consist of four components: 1) Basin-wide and Episodic Short-term PM<sub>2.5</sub> Measures; 2) Contingency Measures; 3) 8-hour O<sub>3</sub> Implementation Measures; and 4) Transportation and Control Measures provided by the SCAG. The Plan includes eight short-term PM<sub>2.5</sub> control measures, 16 stationary source 8-hour O<sub>3</sub> measures, 10 early action measures for mobile sources and seven early action measures are proposed to accelerate near-zero and zero emission technologies for goods movement related sources, and five on-road and five off-road mobile source control measures. In general, the District's control strategy for stationary and mobile sources is based on the following approaches: 1) available cleaner technologies; 2) best management practices; 3) incentive programs; 4) development and implementation of

zero- near-zero technologies and vehicles and control methods; and 5) emission reductions from mobile sources.

The SCAQMD also adopts rules to implement portions of the AQMP. At least one of these rules is applicable to the construction phase of the proposed Project. Rule 403 requires the implementation of best available fugitive dust control measures during active construction activities capable of generating fugitive dust emissions from on-site earth-moving activities, construction/demolition activities, and construction equipment travel on paved and unpaved roads. Also, SCAQMD Rule 1113 limits the amount of volatile organic compounds from architectural coatings and solvents, which lowers the emissions of odorous compounds.

The SCAQMD has developed CEQA operational and construction-related thresholds of significance for air pollutant emissions from projects proposed in the Basin. Construction and operational emission thresholds are summarized in **Table 4**.

**Table 4: SCAQMD CEQA Thresholds of Significance for Air Pollutant Emissions in the South Coast Air Basin**

POLLUTANT	MASS EMISSION THRESHOLDS LBS/DAY	
	CONSTRUCTION	OPERATIONS
Carbon monoxide, CO	550	550
Volatile organic compounds, VOC <sup>1/</sup>	75	55
Nitrogen oxides, NO <sub>x</sub>	100	55
Sulfur dioxide, SO <sub>2</sub>	150	150
Respirable particulate matter, PM <sub>10</sub>	150	150
Fine particulate Matter, PM <sub>2.5</sub>	55	55
Lead, Pb <sup>2/</sup>	3	3

NOTES:

- 1/ The emissions of VOCs and reactive organic gases are essentially the same for the combustion emission sources that are considered in this analysis. This appendix will typically refer to organic emissions as VOCs.
- 2/ The only source of lead emissions from LAX is from aviation gasoline (AvGas) associated with piston-engine general aviation aircraft; however, due to the low number of piston-engine general aviation aircraft operations at LAX, AvGas quantities are low and emissions from these sources would not be materially affected by the Project.

SOURCE: South Coast Air Quality Management District, "SCAQMD Air Quality Significance Thresholds," March 2011. Available at: [www.aqmd.gov/ceqa/handbook/signthres.pdf](http://www.aqmd.gov/ceqa/handbook/signthres.pdf), Accessed September 25, 2014.

PREPARED BY: Ricondo & Associates, Inc., September 2014.

The SCAQMD has also developed operational and construction-related thresholds of significance for air pollutant concentration impacts from projects proposed in the Basin. These thresholds are summarized in **Table 5**. The SCAQMD's recommended thresholds for the evaluation of localized air quality impacts are based on the difference between the maximum monitored ambient pollutant concentrations in the area and the CAAQS or NAAQS. Therefore, the thresholds depend upon the concentrations of pollutants monitored locally with respect to a project site. For pollutants that already exceed the CAAQS or NAAQS (e.g., PM<sub>10</sub> and

PM<sub>2.5</sub>), the thresholds are based on SCAQMD Rule 403 for construction and Rule 1303, Table A-2 for operations as described in the Final Localized Significance Threshold Methodology.

**Table 5: SCAQMD CEQA Thresholds of Significance for Air Pollutant Concentrations in the South Coast Air Basin**

PROJECT-RELATED CONCENTRATION THRESHOLDS <sup>1/</sup>				
POLLUTANT	AVERAGING PERIOD	CONSTRUCTION	OPERATIONS	PROJECT ONLY OR TOTAL
PM <sub>10</sub>	Annual	1.0 µg/m <sup>3</sup>	1.0 µg/m <sup>3</sup>	Project Only
PM <sub>10</sub>	24-hour	10.4 µg/m <sup>3</sup>	2.5 µg/m <sup>3</sup>	Project Only
PM <sub>2.5</sub>	24-hour	10.4 µg/m <sup>3</sup>	2.5 µg/m <sup>3</sup>	Project Only
CO	1-hour	20 ppm (23 mg/m <sup>3</sup> )	20 ppm (23 mg/m <sup>3</sup> )	Total incl. Background
CO	8-hour	9.0 ppm (10 mg/m <sup>3</sup> )	9.0 ppm (10 mg/m <sup>3</sup> )	Total incl. Background
NO <sub>2</sub>	1-hour (State)	0.18 ppm (339 µg/m <sup>3</sup> )	0.18 ppm (339 µg/m <sup>3</sup> )	Total incl. Background
NO <sub>2</sub>	1-hour (Federal) <sup>2/ 3/</sup>	0.100 ppm (188 µg/m <sup>3</sup> )	0.100 ppm (188 µg/m <sup>3</sup> )	Total incl. Background
NO <sub>2</sub>	Annual (State)	0.030 ppm (57 µg/m <sup>3</sup> )	0.030 ppm (57 µg/m <sup>3</sup> )	Total incl. Background
SO <sub>2</sub>	1-hour (State)	0.25 ppm (655 µg/m <sup>3</sup> )	0.25 ppm (655 µg/m <sup>3</sup> )	Total incl. Background
SO <sub>2</sub>	1-hour (Federal) <sup>4/</sup>	0.075 ppm (196 µg/m <sup>3</sup> )	0.075 ppm (196 µg/m <sup>3</sup> )	Total incl. Background
SO <sub>2</sub>	24-hour	0.04 ppm (105 µg/m <sup>3</sup> )	0.04 ppm (105 µg/m <sup>3</sup> )	Total incl. Background

NOTES:

- 1/ The concentration threshold for CO and NO<sub>2</sub> is the CAAQS, which is at least as stringent as the NAAQS. The concentration threshold for PM<sub>10</sub> and PM<sub>2.5</sub> has been developed by SCAQMD for construction or operational impacts associated with proposed projects.
- 2/ The State standard is more stringent than the federal standard.
- 3/ To evaluate impacts of the proposed Project to ambient 1-hour NO<sub>2</sub> levels, the analysis includes both the current SCAQMD 1-hour State NO<sub>2</sub> threshold and the more stringent revised 1-hour federal ambient air quality standard of 188 µg/m<sup>3</sup>. To attain the federal standard, the 3-year average of 98th percentile of the daily maximum 1-hour average at a receptor must not exceed 0.100 ppm.
- 4/ To attain the SO<sub>2</sub> federal 1-hour standard, the 3-year average of the 99th percentile of the daily maximum 1-hour averages at a receptor must not exceed 0.075 ppm.

SOURCES: SCAQMD, 1993, 2011; USEPA, 2010a (75 FR 6474, Primary National Ambient Air Quality Standards for Nitrogen Dioxide, Final Rule, February 9, 2010) and 2010b (75 FR 35520, Primary National Ambient Air Quality Standard for Sulfur Dioxide, Final Rule, June 22, 2010).

PREPARED BY: Ricondo & Associates, Inc., September 2014.

The methodology requires that the anticipated increase in ambient air concentrations, determined using a computer-based air quality dispersion model, be compared to localized significance thresholds for PM<sub>10</sub>, PM<sub>2.5</sub>, NO<sub>2</sub>, and CO. The significance threshold for PM<sub>10</sub> represents compliance with Rule 403 (Fugitive Dust) and Rule 1303 (New Source Review Requirements), while the thresholds for NO<sub>2</sub> and CO represent the allowable increase in concentrations above background levels in the vicinity of the Project site that would not cause or contribute to an exceedance of the relevant ambient air quality standards. The significance thresholds for PM<sub>2.5</sub> are intended to constrain emissions so as to aid in the progress toward attainment of the ambient air quality standards. For the purposes of this analysis, the localized construction and operations emissions resulting from development of the proposed Project were assessed with respect to the thresholds in Table 5 using detailed dispersion modeling.

### 2.3.1.2 Southern California Association of Governments (SCAG)

The SCAG is the metropolitan planning organization (MPO) representing six counties, including Los Angeles, and serving as a forum for the discussion of various planning and policy initiatives. As the federally designated MPO for the southern California region, SCAG is mandated by the federal government to research and develop plans for transportation, hazardous waste management, growth management, and air quality. Under the federal CAA, SCAG is also responsible for determining conformity of transportation projects, plans, and programs with applicable air quality plans.

### 2.3.1.3 Other Related Rules and Policies

In the Basin, the City of Los Angeles, CARB, and the SCAQMD have adopted or proposed additional rules and policies governing the use of cleaner fuels in public vehicle fleets. The City of Los Angeles Policy CF#00-0157 requires that City-owned or operated diesel-fueled vehicles be equipped with particulate traps and that they use ultra-low-sulfur diesel fuel. CARB has adopted a Risk Reduction Plan for diesel-fueled engines and vehicles. The SCAQMD has proposed a series of rules that would require the use of clean fuel technologies in on-road school buses, on-road heavy-duty public fleets, and street sweepers. This analysis includes the use of diesel particulate traps.

## 2.3.2 GREENHOUSE GASES

### 2.3.2.1 California Air Pollution Control Officers Association (CAPCOA) Guidance

CAPCOA published a white paper to provide a common platform of information and tools to address climate change in CEQA analyses, including the evaluation and mitigation of GHG emissions from proposed projects and identifying significance thresholds options. The white paper addresses issues inherent in establishing CEQA thresholds, evaluates tools, catalogues mitigation measures, and provides air districts and lead agencies with options for incorporating climate change into their programs.

### 2.3.2.2 South Coast Air Quality Management District

The SCAQMD has convened a GHG CEQA Significance Threshold Working Group to provide guidance to local lead agencies on determining significance for GHG emissions in their CEQA documents. Members of the working group include government agencies implementing CEQA and representatives from various stakeholder groups that provide input to the SCAQMD staff on developing GHG CEQA significance thresholds.

SCAQMD released a draft guidance document regarding interim CEQA GHG significance thresholds in October 2008 and adopted this proposal in December 2008. SCAQMD proposed a tiered approach, whereby the level of detail and refinement needed to determine significance increases with a project's total GHG emissions. SCAQMD also proposed a screening level of 10,000 MTCO<sub>2</sub>e per year for industrial projects and 3,000 MTCO<sub>2</sub>e per year for residential and commercial projects, under which project impacts are considered "less than significant." The 10,000 MTCO<sub>2</sub>e per year screening level was intended to achieve the same policy objective of capturing 90 percent of the GHG emissions from new development projects in the industrial sector; similarly, the 3,000 MTCO<sub>2</sub>e per year screening level was intended to achieve the same policy objective of capturing 90 percent of the GHG emissions from new development projects in the residential and commercial sector. For projects with GHG emissions increases greater than 10,000 MTCO<sub>2</sub>e per year (for

industrial projects) or 3,000 MTCO<sub>2</sub>e (for residential and commercial projects), the use of a percent emission reduction target (e.g., 30 percent) was proposed to determine significance. This emission reduction target is a reduction below what is considered “business as usual.” As noted earlier, SCAQMD also proposes that projects amortize construction emissions over the 30-year lifetime of any given project for comparison relative to these thresholds. Proposed project construction emissions can be amortized by calculating total construction period emissions and dividing by the 30-year lifetime of the project.

The interim GHG significance threshold is for projects where the SCAQMD is lead agency. The SCAQMD has not adopted guidance for CEQA projects under other lead agencies.

## 2.4 Local Regulations and Directives

### 2.4.1 CRITERIA POLLUTANTS

#### 2.4.1.1 City of Los Angeles

The City of Los Angeles CEQA significance thresholds applicable to the proposed Project, as it pertains to criteria pollutant emissions, are shown in **Table 6**.

**Table 6: City of LA CEQA Significance Thresholds**

CEQA SUBCATEGORY	CEQA SIGNIFICANCE THRESHOLD
Construction Emissions	<p>Would site preparation or construction activities for the proposed project result in substantial emissions that would not be controlled on site by existing regulations?</p> <p>Considers:</p> <ul style="list-style-type: none"> <li>Combustion Emissions from Construction Equipment</li> <li>Fugitive Dust</li> <li>Grading, Excavation and Hauling</li> <li>Heavy-Duty Equipment Travel on Unpaved Roads</li> <li>Other Mobile Source Emissions</li> </ul>
Operational Emissions	<ul style="list-style-type: none"> <li>Result in a development and/or activity level equal to or greater than the thresholds provided in the CEQA Air Quality Handbook’s Screening Table for Operation – Daily Thresholds of Potential Significance for Air Quality?</li> <li>Conflict with the regional population forecast and distribution in the most recent Air Quality Management Plan (AQMP)?</li> <li>Have the potential to create or be subjected to an objectionable odor or localized CO hot spot that could impact sensitive receptors?</li> </ul> <p>Operational emissions exceed any of the daily thresholds presented in Table 4.</p> <ul style="list-style-type: none"> <li>Causes or contributes to an exceedance of the California 1-hour or 8-hour CO standards of 20 or 9.0 parts per million (ppm), respectively, at an intersection or roadway within 1/4 mile of a sensitive receptor.</li> </ul>

SOURCE: City of Los Angeles, L.A. [CEQA Thresholds Guide](#), 2006.

PREPARED BY: Ricondo & Associates, Inc., September 2014.



## 2.4.2 GREENHOUSE GASES

### 2.4.2.1 Green LA

In May 2007, the City of Los Angeles introduced Green LA – An Action Plan to Lead the Nation in Fighting Global Warming (Green LA). Green LA presents a framework targeted to reduce the City's GHG emissions by 35 percent below 1990 levels by 2030. The plan calls for an increase in the City's use of renewable energy to 35 percent by 2020 in combination with promoting water conservation, improving the transportation system, reducing waste generation, greening the ports and airports, creating more parks and open space, and greening the economic sector. Green LA identifies objectives and actions in various focus areas, including airports. The goal for LA's airports is to "green the airports," and the following actions are identified: 1) fully implement the Sustainability Performance Improvement Management System (discussed below); 2) develop and implement policies to meet the U.S. Green Building Council's Leadership in Energy and Environmental Design (LEED®) green building rating standards in future construction; 3) improve recycling, increase use of alternative fuel sources, increase use of recycled water, increase water conservation, reduce energy needs, and reduce GHG emissions; and 4) evaluate options to reduce aircraft-related GHG emissions.

### 2.4.2.2 Climate LA

In 2008, the City of Los Angeles followed up Green LA with an implementation plan called Climate LA Municipal Program Implementing the Green LA Climate Action Plan (Climate LA). A Departmental Action Plan for LAWA is included in Climate LA, which identifies goals to reduce CO<sub>2</sub> emissions 35 percent below 1990 levels by 2030 at LAX and the other three LAWA airports, implement sustainability practices, and develop programs to reduce the generation of waste and pollutants. Actions are specified in the areas of aircraft operations, ground vehicles, electrical consumption, building, and other actions.

### 2.4.2.3 Executive Directive No. 10

In July 2007, Mayor Antonio Villaraigosa issued Executive Directive No. 10 regarding environmental stewardship practices. Executive Directive No. 10 requires that City departments, including LAWA, create and adopt a "Statement of Sustainable Building Policies," which should encompass sustainable design, energy and atmosphere, materials and resources, water efficiency, landscaping, and transportation resources. In addition, City departments and offices must create and adopt sustainability plans that include all the policies, procedures, programs, and policies that are designed to improve internal environmental efficiency. Finally, City departments are required to submit annual sustainability reports to the Mayor for review.

### 2.4.2.4 City of Los Angeles Green Building Code (LAGBC)

In December 2010, the Los Angeles City Council approved Ordinance No. 181,481, which amended Chapter IX of the Los Angeles Municipal Code (LAMC) by adding a new Article 9 to incorporate various provisions of the 2010 CALGreen Code. The requirements of the adopted LAGBC apply to new building construction, building renovations, and building additions within the City of Los Angeles. Specific mandatory requirements and elective measures are provided for three categories: (1) low-rise residential buildings; (2) nonresidential and high-rise residential buildings; and (3) additions and alterations to nonresidential and high-rise residential buildings. Key measures in the LAGBC that apply to nonresidential buildings include, but are not limited to, the following:



- Construction – A Storm Water Pollution Prevention Plan conforming to the State Storm Water National Pollutant Discharge Elimination System Construction Permit or local ordinance, whichever is stricter, is required for a project regardless of acreage disturbed;
- Construction – Construction waste reduction of at least 50 percent of construction debris;
- Construction – 100 percent of trees, stumps, rocks and associated vegetation and soils resulting primarily from land clearing shall be reused or recycled;
- Transportation Demand – Designated parking for any combination of low emitting, fuel-efficient, and carpool/vanpool vehicles shall be provided;
- Energy Conservation – Electric vehicle supply wiring for a minimum of 5 percent of the total number of parking spaces shall be provided;
- Energy Conservation – Energy conservation for new buildings must exceed California Energy Commission (CEC) requirements, based on the 2008 Energy Efficiency Standards, by 15 percent using an Alternative Calculation Method approved by the CEC;
- Energy Conservation – Each appliance provided and installed shall meet Energy Star requirements, if an Energy Star designation is applicable for that appliance;
- Renewable Energy – Future access, off-grid prewiring, and space for electrical solar systems shall be provided;
- Water – A schedule of plumbing fixtures and fixture fittings shall be provided that will reduce the overall use of potable water within the building by at least 20 percent based on the maximum allowable water use per plumbing fixture and fittings as required by the California Building Standards Code; and
- Wastewater – Each building shall reduce wastewater by 20 percent based on the maximum allowable water use per plumbing fixture and fittings as required by the California Building Standards Code.

#### 2.4.2.5 LAWA Sustainability Plan

LAWA's Sustainability Plan, developed in April 2008, describes LAWA's current sustainability practices and sets goals and actions that LAWA will undertake to implement the initiatives described above (Green LA, Climate LA, and LAGBC). The Sustainability Plan presents initiatives for the fiscal year 2008-2009 and long-term objectives and targets to meet the fundamental objectives identified above.

LAWA has also developed the Sustainable Airport Planning, Design and Construction Guidelines for Implementation on All Airport Projects (LAWA Guidelines). The LAWA Guidelines were developed to provide a comprehensive set of performance standards focusing on sustainability specifically for Airport projects on a project-level basis. A portion of the LAWA Guidelines is based on the LEED® rating systems for buildings. The LAWA Guidelines incorporate a "LAWA-Sustainable Rating System" based on the number of planning and design points and construction points a project achieves, based on the criteria and performance standards defined in the LAWA Guidelines.

Based on the above, LAWA has taken steps to increase its sustainability practices related to daily Airport operations, many of which directly or indirectly contribute to a reduction in GHG emissions. Actions that LAWA has been undertaking include promoting and expanding the Fly Away non-stop shuttle service to the Airport in an effort to reduce the number of vehicle trips to the Airport, establishment of an employee Rideshare Program, use of alternative fuel vehicles, purchasing renewably generated Green Power from LADWP, and reducing electricity consumption by installing energy-efficient lighting, variable demand motors on terminal escalators, and variable frequency drives on fan units at terminals and LAWA buildings.

LAWA defines sustainability (and measures sustainable performance) as the Triple Bottom Line, consistent with the Global Reporting Initiative (GRI) and CEQA, which are the social, economic, and environmental impacts of its organization. All projects are subject to various sustainable requirements in the City of Los Angeles and at LAWA, including, but not limited to:

- LAGBC (Ordinance 181479);
- Low Impact Development (Ordinance 181899);
- Standard Urban Stormwater Mitigation Plan (Ordinance 173494);
- Demolition Debris Recycling Program (Ordinance 181519);
- LAX Construction & Maintenance Services – Recycling Program; and
- LAX Master Plan – Mitigation Monitoring and Reporting Program (MMRP). Highlights of the LAX Master Plan MMRP include, but are not limited to the following measures:
  - C-1: Work with LAWA to approve and coordinate staging areas, haul routes, etc.;
  - MM-AQ-2: Utilize on-site rock-crushing facility, when feasible, during construction to reuse rock/concrete and minimize off-site truck-haul trips; and
  - W-1: Maximize use of Reclaimed Water.

All building projects in the City of Los Angeles are subject to the LAGBC, which is based on CALGreen with some modifications unique to the City of Los Angeles. The LAGBC is a code-requirement that is part of Title 24, and is enforced by the Los Angeles Department of Building & Safety (LADBS).

Given that the LAGBC has replaced LEED® in the Los Angeles Municipal Code, LAWA has based its new sustainable construction standards on the mandatory and voluntary tiers defined in the LAGBC. All building projects with an LADBS permit-valuation over \$200,000 shall achieve LAGBC Tier 1 conformance, to be certified by LADBS during final plan check (on the issued building permit) and validated by the LADBS inspector during final inspection (on the Certificate of Occupancy). Tier 1 refers specific practices that are to be incorporated into projects to “achieving enhanced construction levels by incorporating additional green building measures.” Should a project pose unique issues/circumstances based on the scope and/or location of work, LAWA may require more prescriptive approaches to resolving issues such as energy performance, site drainage, etc.

## 3. Existing Environmental Setting

### 3.1 Climatological Conditions

The airport is located within the South Coast Air Basin of California, a 6,745 square-mile area encompassing all of Orange County and the urban, non-desert portions of Los Angeles, Riverside, and San Bernardino Counties. The meteorological conditions at the airport are heavily influenced by the proximity of the airport to the Pacific Ocean to the west and the mountains to the north and east. This location tends to produce a regular daily reversal of wind direction: onshore (from the west) during the day and offshore (from the east) at night. Comparatively warm, moist Pacific air masses drifting over cooler air resulting from coastal upwelling of cooler water often form a bank of fog that is generally swept inland by the prevailing westerly (i.e., from the west) winds. The "marine layer" is generally 1,500 to 2,000 feet deep, extending only a short distance inland and rising during the morning hours producing a deck of low clouds. The air above is usually relatively warm, dry, and cloudless. The prevalent temperature inversion in the Basin tends to prevent vertical mixing of air through more than a shallow layer.

A dominating factor in the weather of California is the semi-permanent high-pressure area of the North Pacific Ocean. This pressure center moves northward in summer, holding storm tracks well to the north, and minimizing precipitation. Changes in the circulation pattern allow storm centers to approach California from the southwest during the winter months and large amounts of moisture are carried ashore. The Los Angeles region receives on average 10 to 15 inches of precipitation per year, of which 83 percent occurs during the months of November through March. Thunderstorms are light and infrequent, and on very rare occasions, trace amounts of snowfall have been reported at the airport.

The annual minimum mean, maximum mean, and overall mean temperatures at the airport are 55 degrees Fahrenheit (°F), 70°F, and 63°F, respectively. The prevailing wind direction at the airport is from the west-southwest with an average wind speed of roughly 6.4 knots (7.4 miles per hour [mph] or 3.3 meters per second [m/s]). Maximum recorded gusts range from 27 knots (31 mph or 13.9 m/s) in July to 54 knots (62 mph or 27.8 m/s) in March. The monthly average wind speeds range from 5.7 knots (6.5 mph or 2.9 m/s) in December to 7.4 knots (8.5 mph or 3.8 m/s) in April.<sup>2</sup>

---

<sup>2</sup> Ruffner, J.A., [Climates of the States: National Oceanic and Atmospheric Administration Narrative Summaries, Table, and Maps for Each State with Overview of State Climatologist Programs, Third Edition, Volume 1: Alabama-New Mexico](#), Gale Research Company, 1985.

### 3.1.1 AMBIENT AIR QUALITY

In an effort to monitor the various concentrations of air pollutants throughout the basin, the SCAQMD has divided the region into 38 Source Receptor Areas in which monitoring stations operate. The monitoring station that is most representative of existing air quality conditions at LAX is the Southwest Coastal Los Angeles Monitoring Station located at 7201 W. Westchester Parkway (referred to as the LAX Hastings site), less than 0.5-mile from Runway 6L-24R (northernmost LAX runway). This station monitors O<sub>3</sub>, CO, SO<sub>2</sub>, NO<sub>2</sub>, and PM<sub>10</sub>. The nearest representative monitoring station that monitors PM<sub>2.5</sub> is the South Coastal Los Angeles County 1 Station, which is located at 1305 E. Pacific Coast Highway (Long Beach). The most recent data available from the SCAQMD for these monitoring stations encompassed the years 2009 to 2013, as shown in **Table 7**.

The data shows the following pollutant trends (refer to Table 2 for NAAQS and CAAQS standards):

**Ozone** - The maximum 1-hour O<sub>3</sub> concentration recorded during the 2009 to 2013 period was 0.106 ppm, recorded in 2012. During the reporting period, the California standard was exceeded once. The maximum 8-hour O<sub>3</sub> concentration was 0.081 ppm recorded in 2013. The California standards were exceeded once during the reporting period, while the NAAQS were not violated.

**Carbon Monoxide** - The highest 1-hour CO concentration recorded was 3.1 ppm, recorded in 2013. The maximum 8-hour CO concentration recorded was 2.51 ppm, also recorded in 2013. As demonstrated by the data, the standards were not exceeded during the five-year period.

**Nitrogen Dioxide** - The highest 1-hour NO<sub>2</sub> concentration recorded was 0.098 ppm in 2011 and 2012. The maximum 98th percentile 1-hour concentration was 0.070 ppm, recorded in 2009. The highest recorded NO<sub>2</sub> annual arithmetic mean was 0.013 ppm recorded in 2011. As shown, the standards were not exceeded during the five-year period.

**Sulfur Dioxide** - The highest 1-hour concentration of SO<sub>2</sub> was 0.026 ppm recorded in 2010, while the highest 99th percentile 1-hour concentration recorded was 0.016 ppm in 2010. The maximum 24-hour concentration was 0.006 ppm, recorded in 2009. The highest annual arithmetic mean concentration was 0.001, recorded in 2013. As shown, the standards were not exceeded during the five-year period.

**Respirable Particulate Matter (PM<sub>10</sub>)** - The highest recorded 24-hour PM<sub>10</sub> concentration recorded was 52 µg/m<sup>3</sup> in 2009. During the period 2009 to 2013, the CAAQS for 24-hour PM<sub>10</sub> was exceeded between 0 and 1.6 percent of the time; the NAAQS was not violated. The maximum annual arithmetic mean recorded was 25.6 µg/m<sup>3</sup> in 2009.

**Fine Particulates (PM<sub>2.5</sub>)** - The maximum 24-hour PM<sub>2.5</sub> concentration recorded was 63.0 µg/m<sup>3</sup> in 2009. The 24-hour NAAQS was exceeded between 0 and 2.2 percent annually from 2009-2013. The highest annual arithmetic mean of 12.8 was recorded in 2009.

**Table 7: Southwest Coastal Los Angeles and South Coastal Los Angeles County Monitoring Station  
Ambient Air Quality Data**

POLLUTANT <sup>1/ 2/</sup>	2009	2010	2011	2012	2013
<b>Ozone (O<sub>3</sub>)</b>					
Maximum Concentration 1-hr period, ppm	0.077	0.089	0.078	0.106	0.105
Days over State Standard (0.09 ppm)	0	0	0	1	1
Maximum National Concentration 8-hr period, ppm	0.070	0.070	0.067	0.075	0.081
Days over Federal Standard (0.075 ppm)	0	0	0	0	1
Maximum California Concentration 8-hr period, ppm	0.070	0.070	0.067	0.075	0.081
Days over State Standard (0.07 ppm)	0	0	0	1	1
<b>Carbon Monoxide (CO)</b>					
Maximum Concentration 1-hr period, ppm	2.6	2.6	2.3	2.8	3.1
Days over State Standard (20.0 ppm)	0	0	0	0	0
Maximum Concentration 8-hr period, ppm	1.99	2.19	1.79	1.51	2.51
Days over State Standard (9.0 ppm)	0	0	0	0	0
<b>Nitrogen Dioxide (NO<sub>2</sub>)</b>					
Maximum Concentration 1-hr period, ppm	0.077	0.076	0.098	0.098	0.078
98 <sup>th</sup> Percentile Concentration 1-hr period, ppm	0.070	0.061	0.065	0.055	0.059
Days over State Standard (0.18 ppm)	0	0	0	0	0
Annual Arithmetic Mean (AAM), ppm	---	0.012	0.013	0.010	0.012
Exceed State Standard? (0.030 ppm)	No	No	No	No	No
<b>Sulfur Dioxide (SO<sub>2</sub>)</b>					
Maximum Concentration 1-hr period, ppm	0.022	0.026	0.011	0.005	0.010
Days over State Standard (75 ppb)	0	0	0	0	0
99 <sup>th</sup> Percentile Concentration 1-hr period, ppm	0.012	0.016	0.008	N/A	0.006
Maximum Concentration 24-hr period, ppm	0.006	0.004	0.002	0.001	0.001
Days over State Standard (140 ppb)	0	0	0	0	0
Annual Arithmetic Mean (AAM), ppm	---	0.000	0.000	0.000	0.001
<b>Respirable Particulate Matter (PM<sub>10</sub>) <sup>3/</sup></b>					
Maximum National Concentration 24-hr period, µg/m <sup>3</sup>	52	37	41	31	38
Days over Federal Standard (150 µg/m <sup>3</sup> )	0	0	0	0	0
Maximum California Concentration 24-hr period, µg/m <sup>3</sup>	52	37	41	30	37
Days over State Standard (50 µg/m <sup>3</sup> )	6	*	0	0	*
Annual National Concentration, µg/m <sup>3</sup>	25.6	20.6	21.7	19.8	20.8
Annual California Concentration, µg/m <sup>3</sup>	25.5	---	21.4	19.5	---
Exceed State Standard? (20 µg/m <sup>3</sup> )	Yes	*	Yes	No	*
<b>Fine Particulate Matter (PM<sub>2.5</sub>) <sup>3/</sup></b>					
Maximum National Concentration 24-hr period, µg/m <sup>3</sup>	63.0	35.0	39.7	49.8	47.2
Days over Federal Standard (35 µg/m <sup>3</sup> )	6	0	2	4	*
Maximum California Concentration 24-hr period, µg/m <sup>3</sup>	63.0	35.0	39.7	49.8	47.2
Annual National Concentration, µg/m <sup>3</sup>	12.8	10.3	11.3	10.4	11.3
Exceed State Standard? (12 µg/m <sup>3</sup> )	Yes	No	No	No	No

## NOTES:

AAM = Annual arithmetic mean

µg/m<sup>3</sup> = micrograms per cubic meter

ppb = parts per billion (by volume)

\* = insufficient data to determine the value

ppm = parts per million (by volume)

N/A = not applicable

1/ Monitoring data from the Southwest Coastal Los Angeles Station (Station No. 820) was used for O<sub>3</sub>, CO, NO<sub>2</sub>, SO<sub>2</sub>, and PM<sub>10</sub> concentrations.Monitoring Data from the South Coastal Los Angeles County 1 Monitoring Station (Station No. 072) was used for PM<sub>2.5</sub> concentrations.

2/ An exceedance is not necessarily a violation. Violations are defined in 40 CFR 50 for NAAQS and 17 CCR 70200 for CAAQS.

3/ Statistics may include data that are related to an exceptional event.

SOURCE: California Air Resource Board, iADAM: Air Quality Data Statistics, Available at: [www.arb.ca.gov/adam/](http://www.arb.ca.gov/adam/), Accessed March 24, 2014; California Air Resource Board, AQMIS2, Available at: [www.arb.ca.gov/aqmis2/aqmis2.php](http://www.arb.ca.gov/aqmis2/aqmis2.php), Accessed March 24, 2014.

PREPARED BY: Ricondo &amp; Associates, Inc., September 2014.

### 3.1.2 EXISTING AIRPORT EMISSIONS

#### 3.1.2.1 Criteria Pollutants

The sources of criteria pollutant air emissions associated with LAX are typical of sources associated with most large commercial service airports. Typical sources include aircraft during the landing/takeoff cycles, ground support equipment (GSE), auxiliary power units, airport-related motor vehicles (from passengers, employees, shuttle vans, fleet vehicles, buses, etc.) within the airport roadway network, stationary sources (e.g., boilers and generators), and construction-related emissions. **Table 8** presents a summary listing of these sources of air emissions, the associated criteria pollutants, and their characteristics.

**Table 8: Airport-Related Sources of Air Emissions**

SOURCE	POLLUTANT(S)	CHARACTERISTICS
Aircraft and Auxiliary Power Units (APUs)	CO, NO <sub>x</sub> , PM, SO <sub>x</sub> , VOC	Exhaust products of fuel combustion that vary depending on aircraft engine type, number of engines, power setting, and time in modes during the landing-takeoff (LTO) cycle. Emissions from APUs are during taxi/idle periods.
Ground Support Equipment (GSE)	CO, NO <sub>x</sub> , PM, SO <sub>x</sub> , VOC	Exhaust products of fuel combustion from bag tractors, catering trucks, cargo loaders, service trucks, sweepers, etc.
Motor Vehicles	CO, NO <sub>x</sub> , PM, VOC	Exhaust products of fuel combustion from motor vehicles traveling to/from LAX. Emissions vary depending on vehicle type, operating fuel, distance traveled, and operating speed.
Stationary Sources	CO, NO <sub>x</sub> , PM, SO <sub>x</sub> , VOC	Exhaust products of fossil fuel combustion. Sources mainly include boilers, emergency generators, etc. Off-site emissions as a result of purchased electricity, solid waste disposal, water usage, and wastewater treatment may also be quantified.
Construction	CO, NO <sub>x</sub> , PM, SO <sub>x</sub> , VOC	Dust generated from excavation and land clearing, exhaust emissions from construction equipment and construction-related motor vehicles (including worker commute and vehicle delivery trips), and evaporative emissions from asphalt paving and painting.

SOURCE: Ricondo & Associates, Inc., July 2014.

PREPARED BY: Ricondo & Associates, Inc., July 2014.

As only aircraft emissions would be altered by the proposed Project, emissions from GSE, APU, motor vehicles, and stationary sources were not analyzed. Existing aircraft emissions for 2013, shown in maximum lbs per day and annual tons, are shown in **Table 9**.

**Table 9: Existing (2013) Aircraft Emissions**

UNITS	CO	VOC	NO <sub>x</sub>	SO <sub>2</sub>	PM <sub>10</sub>	PM <sub>2.5</sub>
Peak Daily Emissions (lbs/day)	18,031	3,036	18,701	1,817	255	255
Annual Emissions (tons)	3,291	554	3,413	332	47	47

SOURCE: Ricondo & Associates, Inc., September 2014.

PREPARED BY: Ricondo & Associates, Inc., September 2014.

### 3.1.2.2 Greenhouse Gases

According to the IPCC in 2007, worldwide man-made emissions of GHGs were approximately 40,000 million metric tons of CO<sub>2</sub>e (MMTCO<sub>2</sub>e), including ongoing emissions from industrial and agricultural sources, but excluding emissions from land use changes (i.e., deforestation, biomass decay). Total U.S. GHG emissions in 2011 were 6,702 MMTCO<sub>2</sub>e, or about 17 percent of worldwide GHG emissions. California is a substantial contributor of global GHGs as it is the second largest contributor in the United States (Texas is number one). As mandated by the Global Warming Solutions Act of 2006 (AB32), CARB is required to compile GHG inventories for the State of California, including the 1990 Greenhouse Gas Emissions Level. Inventories have been prepared for 2000 through 2012. Based on the 2012 GHG inventory data (i.e., the latest year for which data are available), California emitted 459 MMTCO<sub>2</sub>e including emissions resulting from imported electrical power in 2012 and 415 MMTCO<sub>2</sub>e excluding emissions related to imported power. **Table 10** identifies and quantifies statewide anthropogenic GHG emissions and sinks in 1990 and 2012. California emissions are due in part to its large size and large population. By contrast, California had the fifth lowest CO<sub>2</sub> emissions per capita from fossil fuel combustion in the U.S., due to the success of its energy efficiency and renewable energy programs and commitments that have lowered the State's GHG emissions rate of growth by more than half of what it would have been otherwise.

**Table 10: State of California GHG Emissions**

CATEGORY	TOTAL 1990 EMISSIONS (MMTCO <sub>2</sub> E)	PERCENT OF TOTAL 1990 EMISSIONS	TOTAL 2012 EMISSIONS (MMTCO <sub>2</sub> E)	PERCENT OF TOTAL 2011 EMISSIONS
Transportation	150.7	35%	167.4	38%
Electric Power	110.6	26%	95.1	19%
Commercial	14.4	3%	13.4	3%
Residential	29.7	7%	28.1	7%
Industrial	103.0	24%	89.2	21%
Recycling and Waste <sup>1/</sup>	–	–	8.5	2%
High GWP/Non-Specified <sup>2/</sup>	1.3	<1%	18.4	3%
Agriculture	23.4	5%	37.9	7%
Forestry	0.2	<1%	0.2	<1%
Forestry Sinks	-6.7	–	– <sup>3/</sup>	–
<b>Net Total</b>	<b>426.6</b>	<b>100%</b>	<b>458.7</b>	<b>100%</b>

NOTES: Numbers may not add up exactly due to rounding.

1/ Included in other categories for the 1990 emissions inventory.

2/ High GWP gases are not specifically called out in the 1990 emissions inventory.

3/ Revised methodology under development (not reported for 2012).

SOURCE: California Air Resources Board, "California 1990 Greenhouse Gas Emissions Level and 2020 Emissions Limit," available: [http://www.arb.ca.gov/cc/inventory/pubs/reports/staff\\_report\\_1990\\_level.pdf](http://www.arb.ca.gov/cc/inventory/pubs/reports/staff_report_1990_level.pdf), November 16, 2007, Accessed October 2014; California Air Resources Board, "California Greenhouse Gas Inventory for 2000-2012 – by Category as Defined in the 2008 Scoping Plan," available: [http://www.arb.ca.gov/cc/inventory/data/tables/ghg\\_inventory\\_scopingplan\\_00-12\\_2014-03-24.pdf](http://www.arb.ca.gov/cc/inventory/data/tables/ghg_inventory_scopingplan_00-12_2014-03-24.pdf), Accessed October 2014.

PREPARED BY: Ricondo & Associates, Inc., October 2014.

Between 1990 and 2010, the population of California grew by approximately 7.5 million (from 29.8 to 37.3 million). This represents an increase of approximately 25 percent from 1990 population levels. In addition, the California economy, measured as gross state product, grew from \$773 billion in 1990 to \$1.88 trillion in 2010 representing an increase of approximately 143 percent (over twice the 1990 gross state product). Despite the population and economic growth, California's net GHG emissions only grew by approximately 6 percent. The California Energy Commission attributes the slow rate of growth to the success of California's renewable energy programs and its commitment to clean air and clean energy.

2013 existing aircraft emissions at LAX are shown in units of MTCO<sub>2</sub>e in **Table 11**.

**Table 11: Existing (2013) Aircraft GHG Emissions**

EMISSION SOURCE	ANNUAL EMISSIONS (METRIC TONS CO <sub>2</sub> E PER YEAR) <sup>1/</sup>			
	CO <sub>2</sub>	CH <sub>4</sub> <sup>2/</sup>	N <sub>2</sub> O <sup>2/</sup>	TOTAL
Aircraft	734,476	20.3	23.3	742,112

NOTES:

CO<sub>2</sub>e = carbon dioxide equivalent

CH<sub>4</sub> = methane

CO<sub>2</sub> = carbon dioxide

N<sub>2</sub>O = nitrous oxide

1/ CO<sub>2</sub>e emissions are determined by multiplying the individual pollutant emissions by its respective GWP. The GWP for CH<sub>4</sub> is 21 and the GWP for N<sub>2</sub>O is 310.

2/ CH<sub>4</sub> and N<sub>2</sub>O emissions were calculated based on fuel burned from EDMS and the methodology presented in Section 4.2.2.

SOURCE: Ricondo & Associates, Inc., September 2014.

PREPARED BY: Ricondo & Associates, Inc., September 2014.



## 4. Methodology

### 4.1 Air Quality

As part of the air quality analysis for the IS, emission inventories were prepared and dispersion modeling was conducted. The results of these efforts were evaluated to ensure that the proposed Project complies with all Federal, State, and local regulations.

#### 4.1.1 SCOPE OF ANALYSIS

The air quality analysis conducted for the proposed Project addresses both construction- and operations-related emissions. The scope of the evaluation was conducted to:

- Identify construction- and operations-related emissions sources for the identified sources.
- Develop peak daily construction and operational emissions inventories.
- Compare emissions inventories with appropriate California Environmental Quality Act (CEQA) thresholds.
- Conduct dispersion modeling for Project emissions.
- Obtain background concentration data from SCAQMD and estimate future concentrations resulting from the proposed Project.
- Identify potential mitigation measures if warranted beyond what is already required through LAX Master Plan commitments and mitigation measures.

##### 4.1.1.1 Scenarios

2013 was used as the baseline for the IS as it represents the last full year of available data. The air quality analysis conducted for the proposed Project addresses construction-related impacts for the one year of proposed construction activities, and operations-related impacts for the future horizon year of 2016. Analyses for the following scenarios were conducted in the EIR:

- 2013 Conditions
  - 2013 existing conditions – 2013 activity levels and existing airfield configuration.
  - 2013 existing With Project – 2013 activity levels with the proposed Project components.
- Future 2016 Conditions

- 2016 future Without Project – 2016 activity levels and the 2016 airfield configuration, not including the proposed Project components.
- 2016 future With Project – 2016 activity levels with the proposed Project components.
- 2016 Construction – 2016 activity levels and the 2016 airfield configuration, including reduced runway length and taxiway closures for each phase of construction, as further detailed in Section 4.1.2.1.

#### 4.1.1.2 Types of Analysis

Below is an overview of the types of analyses performed for the IS, including the emissions inventory and localized dispersion modeling. A detailed approach including technical assumptions, methodologies, databases, and models used to conduct the air quality analysis can be found in Sections 4.1.2 and 4.1.3.

##### *Inventory*

Criteria pollutant emission inventories were developed for the projected construction period of the proposed Project, anticipated to occur entirely within 2016, and for future operational conditions in 2016. The basic construction inventory process steps are summarized below:

- Identify construction-related emissions sources associated with the proposed Project.
- Capture construction activities of site-preparation, construction of paved and concrete surface, building erection-related activities, material delivery, and construction employee commuter trips.
- Prepare emissions inventory of construction emissions for the construction year.
- Compare emissions inventories with appropriate CEQA thresholds for construction.
- Identify potential construction-related mitigation measures beyond LAX Master Plan commitments and mitigation measures (if required).

Criteria pollutant emission inventories were also developed for operations of the scenarios listed in Section 4.1.1.1. The overview of the operational inventory process is provided below:

- Identify operational emission sources potentially affected by the proposed Project.
- Develop annual and daily operational emissions inventories for the identified sources.
- Compare emissions inventories with the appropriate CEQA thresholds for operations.

##### *Dispersion Modeling*

Air dispersion modeling was conducted to predict pollutant concentrations for construction and operational sources for the proposed Project. Dispersion modeling was conducted for all of the scenarios outlined in Section 4.1.1.1. Basic components of dispersion modeling include inputting inventory data, meteorological data, and receptor locations into FAA's Emissions and Dispersion Modeling System (EDMS), Version 5.1.4.1. Incremental concentrations were compared to CEQA Thresholds. The basic process for dispersion modeling is as follows:

- Receptors were established along the airport fence line and in the CTA.
- One year of the most recent site-specific National Weather Service (NWS) hourly surface data was used in the modeling to determine peak concentrations (2013).<sup>3</sup>
- Background concentration data was obtained from SCAQMD and added to the modeled Project effects to estimate future concentrations of the proposed Project.

#### 4.1.2 EMISSIONS INVENTORY METHODOLOGY

The criteria pollutant emission inventories were developed using standard industry software/models and federal, State, and locally approved methodologies. Results of the emission inventories were compared to mass daily emissions thresholds established by SCAQMD for the Basin. The air quality assessment for the proposed Project was conducted in accordance with the SCAQMD's 1993 CEQA Air Quality Handbook and updates published on the SCAQMD website. Emissions estimating and modeling used in this analysis are consistent with those used in the preparation of the following documents:

- The LAX Master Plan Final EIR;
- The Final General Conformity Determination;
- The Final EIR for the South Airfield Improvement Project (SAIP);
- The Final EIR for the Crossfield Taxiway Project (CFTP);
- The Final EIR for the Bradley West Project;
- The Final EIR for the LAX Specific Plan Amendment Study (SPAS);
- The Final EIR for the Runway 7L/25R Runway Safety Area (RSA) and Associated Improvements Project;
- The Final EIR for the West Aircraft Maintenance Area (WAMA) Project;
- The Final EIR for the Runway 6L/24R and Runway 6R/24L Runway Safety Area and Associated Improvements Project; and
- The Final EIR for the Midfield Satellite Concourse (MSC).

Mass emissions inventories were prepared for construction and operations of the proposed Project. As the construction of the proposed Project is expected to occur entirely within 2016, construction inventories were only calculated for this year. Construction inventories include emissions from construction activities and the change in aircraft operations during each phase of construction. Operational inventories focused on aircraft emissions and were prepared for 2013 and 2016, With and Without the Proposed Project. The following sections discuss the assumptions associated with the Project-related construction and operations emissions inventory.

---

<sup>3</sup> In accordance with 40 CFR Appendix W to Part 51, July 1, 2011, available: <http://www.gpo.gov/fdsys/granule/CFR-2011-title40-vol2/CFR-2011-title40-vol2-part51-appW> (Accessed December 30, 2014).

#### 4.1.2.1 Construction Activities

This section documents the analysis of estimated emissions generated through construction-related activities associated with constructing the proposed Project. Major components of the Project included in the construction emissions analysis include construction of new runway, taxiway, and blast pad pavement, demolition of existing taxiway pavement, demolition and grading of vehicle parking areas, and the relocation of a service road and perimeter fence.

Construction emissions analyses generally require information such as the type of construction equipment to be used, the amount of time the equipment will operate, estimates of required construction material, areas to be paved, and the number of employees anticipated to be on site. A construction schedule was provided by RS&H and an estimate of various material quantities was provided by Connico, Inc., as published in the Project Definition Booklet (PDB).<sup>4</sup> Construction activity estimates, including types, number, and specifications of equipment for various construction activities, were derived from data provided by MARRS Services, Inc., in support of the LAX Runway 7L/25R RSA EA.<sup>5</sup> This data included various types and numbers of construction equipment organized into crews. Crews were assigned to specific construction activities associated with the proposed Project by identifying activities that are similar in nature to activities included in the LAX Runway 7L/25R RSA EA. Estimates of construction-related emissions were developed for the Project using standard industry methodologies and techniques. The construction schedule published in the PDB assumes mobilization commencement beginning in September 2015, with all construction completed in April 2017. For purposes of this analysis, all activities associated with construction of the proposed Project are conservatively assumed to take place in 2016.

Sources of construction emissions estimated in this analysis included construction vehicles and equipment, pavement crushing, asphalt paving and pavement painting activities.<sup>6</sup> Construction equipment emissions are generally estimated using two basic methodologies (off-road and on-road) depending on the type of construction equipment. Off-road construction equipment (e.g., bulldozers, backhoes, front end loaders) are generally operated off road and on the construction site. On-road construction equipment (e.g., semi-trucks for material hauling), in contrast, can be operated on public roads. Emissions for on-road construction equipment and off-road construction equipment were estimated separately, following standard industry practices. **Table 12** shows the corresponding model/reference for each of the construction sources. Calculations for criteria pollutants and greenhouse gas emissions from construction are included in **Attachment A.1**.

---

<sup>4</sup> Los Angeles World Airports, *Runway 6R-24L Safety Area (RSA) Improvements Project Definition Booklet*, June 19, 2014.

<sup>5</sup> City of Los Angeles, Los Angeles World Airports, *Final Environmental Assessment for Los Angeles International Airport (LAX) Runway 7L/25R Runway Safety Area (RSA) and Associated Improvements Project*, August 2013.

<sup>6</sup> It was assumed that asphalt would be batched offsite at batch plant facilities operating under stationary source permits and therefore, emissions were not estimated separately for batch plants.

**Table 12: Construction Sources Pollutant and Model Summary**

CONSTRUCTION SOURCE	POLLUTANTS	MODEL/REFERENCE
Off-Road Equipment	CO, SO <sub>2</sub>	OFFROAD2007 <sup>1/</sup>
	VOC, NO <sub>x</sub> , PM <sub>10</sub>	OFFROAD2011 <sup>2/</sup> and USEPA tiered emissions standards <sup>3/</sup>
	PM <sub>2.5</sub>	CEIDARS <sup>4/</sup>
On-Road On-Site Equipment	CO, VOC, NO <sub>x</sub> , PM <sub>10</sub>	EMFAC2011 <sup>5/</sup>
On-Road Off-Site Equipment	CO, VOC, NO <sub>x</sub> , PM <sub>10</sub>	EMFAC2011
Fugitive Dust	PM <sub>10</sub> , PM <sub>2.5</sub>	USEPA AP-42 <sup>6/</sup>
Fugitive VOCs	VOC	CalEEMod <sup>7/</sup>

## NOTES:

- 1/ California Air Resources Board, OFFROAD2007 Model, available: [www.arb.ca.gov/msei/offroad/offroad.htm](http://www.arb.ca.gov/msei/offroad/offroad.htm).
- 2/ California Air Resources Board, 2011 Inventory Model for In-Use Off-Road Equipment, available: [www.arb.ca.gov/msei/categories.htm#offroad\\_motor\\_vehicles](http://www.arb.ca.gov/msei/categories.htm#offroad_motor_vehicles).
- 3/ South Coast Air Quality Management District off-road engine emission rates, available: [www.aqmd.gov/ceqa/handbook/mitigation/offroad/TableII.xls](http://www.aqmd.gov/ceqa/handbook/mitigation/offroad/TableII.xls).
- 4/ California Air Resources Board, California Emission Inventory and Reporting System (CEIDARS) – Particulate Matter Speciation Profiles – Summary of Overall Size Fractions and Reference Documentation.
- 5/ California Air Resources Board, Research Division, EMFAC2011 On-Road Emissions Inventory Estimation Model.
- 6/ U.S. Environmental Protection Agency, Compilation of Air Pollutant Emission Factors, Fifth Edition, Volume 1: Stationary Point and Area Sources.
- 7/ South Coast Air Quality Management District, California Emissions Estimator Model, prepared by ENVIRON International Corporation, available: <http://www.caleemod.com/>.

SOURCE: Ricondo &amp; Associates, Inc., August 2014.

PREPARED BY: Ricondo &amp; Associates, Inc., March 2015.

*Off-Road Construction Equipment*

Nonroad construction equipment includes dozers, loaders, sweepers, and other heavy-duty construction equipment that operates on the construction site, but is not licensed to travel on public roadways. Nonroad equipment emissions were calculated as shown in **Equation 1**.

**Equation 1: Off-Road Construction Equipment Emissions Calculation Equation**

$$E = HP \times L \times H \times e \times EF$$

Where:

<b>E</b>	=	emissions (lb/day)
<b>HP</b>	=	horsepower
<b>L</b>	=	load factor
<b>H</b>	=	total hours per day of equipment operation
<b>e</b>	=	efficiency factor
<b>EF</b>	=	emission factor (lb/hp-hr)

SOURCE: Ricondo &amp; Associates, Inc., July 2014.

PREPARED BY: Ricondo &amp; Associates, Inc., September 2014.

Nonroad equipment types, models, horsepower, and load factor were assigned to each construction task for the Proposed Action Alternative, as previously described. Equipment operating times were derived assuming a 8-hour-per-day, 5-day-per-week workweek, as stated in the PDB. To account for equipment downtime throughout the day, an equipment-specific efficiency factor was calculated from data obtained from the California Air Resources Board (CARB) OFFROAD2007 emission factor model, consistent with the methodology used in the LAX Runway 7L/25R RSA EA.

Emission factors for off-road equipment were obtained from several sources. For CO and SO<sub>x</sub>, emission factors were obtained from CARB's OFFROAD2007 emission factor model for 2016. For each construction equipment type, the model generates emissions in tons per day for several horsepower ranges/bins. For each equipment type and horsepower bin combination, the emissions in tons per day were multiplied by 2000 (pounds per ton) and divided by activity (hours per day), load factor (from the OFFROAD2007 data file), and average horsepower (from the OFFROAD2007 data file). Using this methodology, an emission factor in pounds per horsepower-hour (lb/hp-hr) was derived for each equipment type by horsepower bin. The emission factor applied to a given piece of equipment was then selected based on the horsepower of the equipment. It should be noted that the OFFROAD2007 model does not include every specific type of equipment assumed for construction of the Proposed Project Alternative. Where necessary, specific equipment types were matched with an equivalent/representative OFFROAD2007 equipment type for purposes of selecting an appropriate emission factor.

Emission factors for VOC, NO<sub>x</sub>, and PM<sub>10</sub> were obtained and used based on construction-related air quality control measures developed for LAX. All off-road diesel-powered construction equipment greater than 50 horsepower was assumed to meet USEPA Tier 4 off-road emission standards for these pollutants (final Tier 4 NO<sub>x</sub> standards were assumed for most equipment types, based on assumptions used in the LAX Runway 7L/25R RSA EA). These emissions standards are reflected in emission factors reported in grams per horsepower-hour (g/hp-hr) for various horsepower ranges. The factors were converted to lb/hp-hr for emissions calculation purposes.

CARB's OFFROAD2011 emission factor model was used for deriving emission factors of VOC, NO<sub>x</sub>, and PM<sub>10</sub> for off-road construction equipment less than 50 horsepower. The computation of emission factors from OFFROAD2011 was performed essentially identically to the methodology described previously for deriving emission factors from OFFROAD2007.

PM<sub>2.5</sub> emission factors were derived using the PM<sub>10</sub> emission factors and PM<sub>2.5</sub> size profiles derived from the CARB-approved California Emission Inventory Development and Reporting System (CEIDARS) database. In this case, a factor 0.92 was applied to PM<sub>10</sub> emission factors to derive PM<sub>2.5</sub> emission factors. This factor represents the size fraction of PM<sub>10</sub> emissions that can be assumed to be PM<sub>2.5</sub> emissions with respect to diesel vehicle exhaust.

### *On-Road On-Site Construction Equipment*

On-road on-site equipment emissions are generated from on-site pickup trucks, water trucks, haul trucks, cement trucks, flatbed trucks, and other trucks that are licensed to travel on public roadways. **Equation 2** was used to calculate emissions from on-road on-site equipment.

### Equation 2: On-Road Construction Equipment Emissions Calculation Equation

$$E = VMT \times EF$$

Where:

<b>E</b>	=	emissions (lb/day)
<b>VMT</b>	=	vehicle miles traveled per day
<b>EF</b>	=	emission factor (lb/mile)

SOURCE: Ricondo & Associates, Inc., July 2014.

PREPARED BY: Ricondo & Associates, Inc., August 2014.

Equipment types and specifications by construction activity for on-road on-site equipment were developed in the same way as off-road equipment. Emissions factors for all criteria pollutants (including PM<sub>2.5</sub>) for on-road on-site equipment were obtained from CARB's EMFAC2011 emission factor model. The EMFAC2011 model was run for 2016 and each seasonal period (annual, summer, winter) in the South Coast Air Basin.

EMFAC2011 contains a comprehensive list of vehicle categories. For this analysis, on-site pickup trucks were assumed to be represented by the LHD2 (gasoline) EMFAC2011 vehicle category, which is defined as light-heavy-duty trucks (10,001-140,000 lbs.). All other on-road on-site equipment was assumed to be represented by the T7 single construction (diesel) EMFAC2011 vehicle category. This category is defined as heavy-heavy duty diesel single unit construction trucks. In accordance with construction-related air quality control measures developed for LAX, emission factors for these vehicles were modeled for model year 2007 vehicles to represent compliance with U.S. EPA 2007 on-road emissions standards.

For diesel vehicles, the EMFAC2011 factors account for running and idling emissions for all pollutants. PM<sub>10</sub> and PM<sub>2.5</sub> factors include tire and brake wear. For gasoline vehicles, VOC emission factors include diurnal, hot soak, running, and resting emissions, and the PM<sub>10</sub> and PM<sub>2.5</sub> factors include tire and brake wear. EMFAC2011 emission factors are expressed in pounds per mile; therefore, roundtrip distances for on-site travel were determined for each vehicle type to calculate emissions in pounds per day. Travel distances were assumed to be 5 miles roundtrip for water trucks and sweepers, and 2 miles roundtrip for all other vehicles. In addition, on-road on-site vehicles were assumed to travel at a speed of 20 mph. These assumptions are consistent with the LAX Runway 7L/25R RSA EA.

In accordance with construction-related air quality control measures developed for LAX, diesel vehicles (in this case the T7 single construction vehicles) were assumed to be fitted with exhaust retrofit devices providing an 85-percent reduction in PM<sub>10</sub> and PM<sub>2.5</sub> emissions.

### *Construction Worker Commute Vehicles and Delivery/Haul Trucks*

On-road off-site trips include personal vehicles used by construction workers to access the construction site, as well as hauling trips for the transport of various materials to and from the site. The emissions calculation is the same as the calculation of on-site on-road vehicles. Emission factors for on-road off-site vehicles were obtained from EMFAC2011 in the same way as described previously for on-road on-site vehicles, although emission factors were used in units of g/mi and applied to the VMT estimates to calculate total emissions. For all on-road off-site vehicles, emission factors were obtained assuming an aggregated speed.

Total daily construction workers for a given construction activity was derived from crew data provided by MARRS Services, Inc. for the LAX Runway 7L/25R RSA EA. Total daily workers were converted to daily vehicle trips by assuming a factor of 1.15 workers per vehicle per trip. Daily VMT for construction worker vehicles was then calculated by multiplying the number of daily vehicle trips by an assumed roundtrip distance of 40 miles. To represent a mix of construction worker vehicles, the analysis assumed a mix of 50 percent passenger cars (EMFAC2011 vehicle category LDA), 30 percent light-duty trucks (0-3,750 lbs.) (LDT1) and 20 percent light duty trucks (3,751-5,750 lbs.) (LDT2). This vehicle mix is identified in the California Emissions Estimator Model (CalEEMod) as an option for modeling emissions from construction worker vehicles and represents a reasonable vehicle mix for such trips.

Off-site hauling trips include the delivery of construction materials, concrete, asphalt, and base material to the construction site, and hauling of excess cut/fill material and demolished pavement from the construction site. The calculation of VMT for on-road on-site hauling trips was based on quantities provided by URS Corporation. Haul trucks were assumed to have a capacity of 20 cubic yards, while transit cement mixers were assumed to have a capacity of 10 cubic yards. Based on information from Connico, Inc., haul trucks were assumed to travel a roundtrip distance of 40 miles for all hauling trips, except for concrete deliveries (25 miles) and hauling of demolished pavement (5 miles). For off-site hauling trips, the T-7 single construction EMFAC2011 vehicle category was assumed for all vehicles.

### *Pavement Crushing*

Various elements of the proposed Project involve the demolition of existing concrete or asphalt pavement. It was assumed that the demolished pavement would be hauled to an on-site crusher and crushed. The crushing process generates exhaust emissions from the running crusher, as well as fugitive dust.

### *Fugitive Dust*

Additional sources of PM<sub>10</sub> and PM<sub>2.5</sub> emissions associated with construction activities are related to fugitive dust. Fugitive dust includes re-suspended road dust from both off- and on-road vehicles, as well as dust from grading, loading, unloading, and other activities. Additional sources of fugitive dust quantified in the analysis included building demolition, crushing of demolished pavement, and concrete batching.

Fugitive dust emissions (PM<sub>10</sub> and PM<sub>2.5</sub>) were calculated using the guidance from the USEPA's AP-42, the SCAQMD's CEQA Air Quality Handbook, and documentation associated with CalEEMod. Fugitive dust emissions were calculated for the following construction activities and incorporated into the off-road, on-road, and pavement crushing emissions analyses, as appropriate:



- Vehicles traveling on paved roads. All off-site on-road vehicles are assumed to travel on paved roads.
- Vehicles traveling on unpaved roads. All on-road on-site vehicles are assumed to travel on unpaved roads.
- On-site construction activities (grading, crushing, loading, hauling and storage)
- An on-site rock crusher. An overall emission factor was derived by summing emission factors for crushing activities including tertiary crushing, fine crushing, and screening.

Water, as required under LAWA construction contracts and also being one of the main dust suppression measures recognized in SCAQMD Rule 402, was assumed to reduce fugitive dust emissions by 61 percent.

### *Fugitive VOCs*

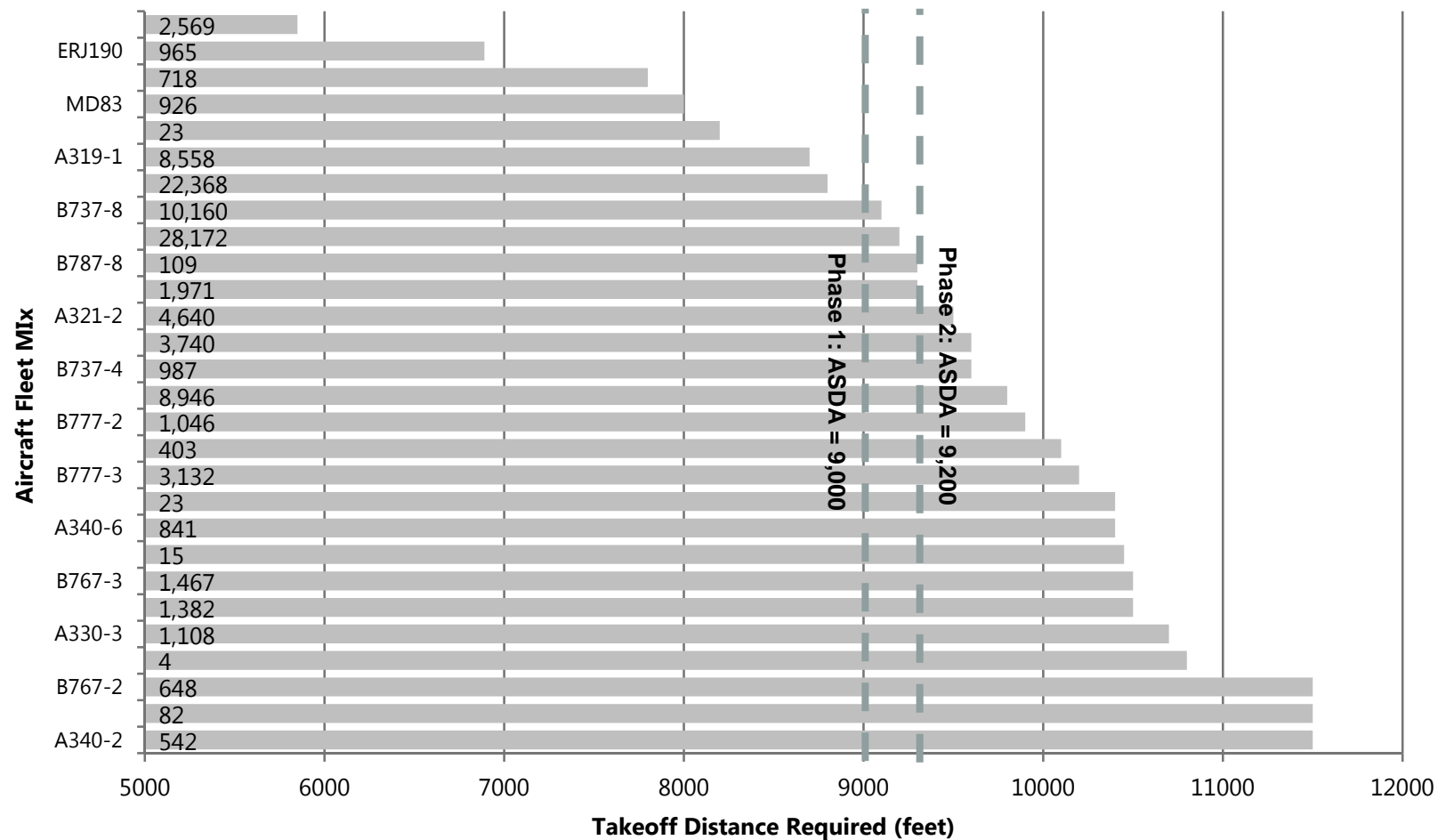
The primary source of construction-related fugitive VOC emissions is hot-mix asphalt paving. VOC emissions from asphalt paving operations result from evaporation of the petroleum distillate solvent, or diluent, used to liquefy asphalt cement. Based on the CARB default data contained within CalEEMod, an emission factor of 2.62 pounds of VOC (from asphalt curing) per acre of asphalt material was used to determine VOC emissions from asphalt paving. VOCs resulting from the application of runway/taxiway striping were also estimated.

### *Aircraft Operations during Construction*

Construction of the proposed Project would require construction activities within the Runway 6R-24L RSA on both ends of the runway, which would be conducted in two distinct phases, estimated at 6 months each, for the entire 2016 calendar year. The first phase of construction would focus on the RSA improvements to the Runway 24L end; once those improvements are completed, construction of the RSA improvements to the Runway 6R end would be conducted. While an extended closure of the runway is not expected, the Proposed Action would require connecting taxiways to be intermittently closed during construction. As Runway 6R-24L is the primary departures runway on the north airfield, normal aircraft operations on this runway would need to be adjusted during construction. Operations during each phase of construction are discussed in more detail below. Calculations for criteria pollutants and greenhouse gas emissions from aircraft operations during construction are included in **Attachment A.2**.

During the first phase of construction, the eastern 225 feet of the Runway would be closed, also requiring closures of Taxiways V, D7, and E7. A runway length analysis was conducted to determine the number and types of aircraft that would still be able to depart on the reduced departure length of 9,000 feet, as shown in **Figure 3**. Aircraft under this threshold would perform intersection departures from Taxiway E8. Aircraft operations requiring a greater takeoff distance were shifted to Runways 25R and 25L. Additionally, with the closure of Taxiway E7, aircraft would not be able to depart from Runway 24R. Although departures on Runway 24R are infrequent, these operations would be shifted to Runway 24L for aircraft capable of departures on 9,000 feet, and to Runways 25R and 25L for all other aircraft. These assumptions are for analysis purposes only: FAA coordination on the actual number and frequency of flights shifted to other runways will be required to minimize disruption to aircraft operations and changes in approach and departure procedures.

Figure 3: Runway Length Analysis



SOURCE: Los Angeles World Airports, November 2015; Ricondo & Associates, Inc., February 2015.

PREPARED BY: Ricondo & Associates, Inc., February 2015.

The second phase of construction would focus on RSA improvements to the Runway 6R end; the western 900 feet of the runway would be closed. However, 9,200 feet would be maintained for aircraft departures on Runway 24L during this period. A runway length analysis was also conducted for the second phase of construction, as shown in Figure 3. Aircraft capable of departures on 9,200 feet of runway would still takeoff on Runway 24L; aircraft that require a longer distance were shifted to Runways 24R, 25R, and 25L, depending on required takeoff distance. Also during the second phase of construction, nighttime over-ocean operations arriving on Runway 6R would be prohibited; a shift in these arrivals to Runway 6L would need to be coordinated and confirmed with FAA Air Traffic Control. Annual runway use during normal operations, as well as each phase of construction, is shown in **Table 13**.

**Table 13: Construction Year Runway Use**

RUNWAY	ARRIVALS			DEPARTURES		
	WITHOUT PROJECT	CONSTRUCTION PHASE 1	CONSTRUCTION PHASE 2	WITHOUT PROJECT	CONSTRUCTION PHASE 1	CONSTRUCTION PHASE 2
06L	0.93%	0.93%	3.46%	0.01%	0.01%	0.01%
06R	2.53%	2.53%	0.00%	0.40%	0.40%	0.40%
07L	1.05%	1.05%	1.05%	0.54%	0.54%	0.54%
07R	1.05%	1.05%	1.05%	0.04%	0.04%	0.04%
24L	1.67%	1.67%	1.67%	40.03%	34.12%	32.21%
24R	43.55%	43.55%	43.55%	1.31%	0.00%	1.43%
25L	46.96%	46.96%	46.96%	4.64%	7.69%	7.87%
25R	2.25%	2.25%	2.25%	53.03%	57.21%	57.49%

NOTE: Columns may not add to totals shown because of rounding.

SOURCE: Ricondo & Associates, Inc., December 2014.

PREPARED BY: Ricondo & Associates, Inc., December 2014.

In order to determine air quality impacts during the two phases of construction, taxi times were calculated using the increased or decreased taxiing distance from shifting operations to other runways, and a taxiway speed of 15 knots. A detailed discussion describing the methodology to the taxi times is found in Section 4.1.2.2, *Aircraft Time in Mode*. A summary of the taxi times are shown in **Table 14**.

**Table 14: Comparison of Taxi Times during Construction**

	2016 WITHOUT PROJECT TAXI TIME (MINUTES)	2016 CONSTRUCTION (PHASE 1) TAXI TIME (MINUTES)	2016 CONSTRUCTION (PHASE 2) TAXI TIME (MINUTES)
<b>Arrivals</b>	10.32	10.32	10.33
<b>Departures</b>	13.16	13.18	13.34

SOURCE: Ricondo & Associates, Inc., August 2014.

PREPARED BY: Ricondo & Associates, Inc., August 2014.

Operational aircraft emissions during construction were calculated using the taxi times in Table 4-3 and FAA's Emissions and Dispersion Modeling System (EDMS), Version 5.1.4.1. EDMS is a U.S. EPA approved air quality model that estimates emissions from airport sources based on information input into the model. The primary applications of the model are to generate an inventory of emissions caused by sources on and around an airport and to calculate pollutant concentrations in the surrounding environment. EDMS data tables include emission factors for civilian and military aircraft, ground support equipment, and motor vehicles. EDMS criteria pollutant emissions inventories include CO, VOC, NO<sub>x</sub>, SO<sub>x</sub>, PM<sub>10</sub>, and PM<sub>2.5</sub>. While the EDMS emissions inventory module incorporates EPA-approved methodologies for calculating aircraft emissions, on- and off-road vehicle emissions, and stationary source emissions, only aircraft emissions were calculated for the IS.

Aircraft emissions occur during approach, taxi-in (from runway to apron including landing roll), engine startup at the apron, taxi-out (from apron to runway), takeoff, and climb-out; emissions for each of these operational modes were calculated for the 2016 Without Project and both phases of the 2016 construction period. The taxi/idle times were derived from previously conducted SIMMOD results. However, as none of the other operational phases would be affected by the runway closure or reduced runway length, the EDMS default times-in-mode were the basis for climbout, approach, and takeoff times; however, climbout and approach times were adjusted according to the average mixing height adjustment parameters contained in EDMS. For LAX, a mixing height of 1,806 feet above mean sea level was used in the emissions modeling.

The aircraft fleet mix and operational levels for the 2016 Without Project and the 2016 construction period were assumed equal to the 2016 With Project scenario, as further discussed in the following section. Annual emissions outputs from EDMS for the construction year (2016) were normalized based on the first phase of construction occurring for 6 months and the second phase of construction occurring for 6 months.

#### 4.1.2.2 Operational Sources

Operational emissions associated with the 2016 With Project and 2016 Without Project scenarios were calculated using EDMS Version 5.1.4.1. Annual aircraft emissions are a function of the number of annual operations, the aircraft fleet mix (types of aircraft/engines used), the length of time aircraft spend in various modes (taxi/idle, takeoff, climbout, approach, and landing roll), and the emission rates of the engine. The EDMS database contains an expansive list of aircraft types (airframes) and engine types for use in air quality analyses. Calculations for criteria pollutants and greenhouse gas emissions from aircraft operations are included in **Attachment A.3**.

#### *Annual Operations and Fleet Mix*

Annual landing and takeoff (LTO) cycles data were assembled to determine existing and projected pollutant emissions from aircraft operations. LTO cycles are one-half the number of total aircraft operations, because one aircraft operation represents one takeoff or landing. Annual aircraft operations were developed based on FAA's Terminal Area Forecast (TAF); the aircraft fleet mixes, engine assignments and annual operations for 2013 and 2016 are presented in Attachment A.3.

### Aircraft Time in Mode

To model aircraft emissions, it is necessary to determine the time for each of the five operating modes that make up an LTO cycle – approach, taxi-in, taxi-out, takeoff, and climbout. To derive times spent in the approach, takeoff, and climbout modes, EDMS uses a dynamic flight performance modeling module that accounts for aircraft weight and meteorological conditions. Mixing heights at LAX are adjusted to 1,806 feet. The taxi/idle times were derived from previous SIMMOD results prepared as part of various LAWA environmental documents. The SIMMOD used information about facilities and operations to predict specific timing, volume, and location (e.g., runway used) for aircraft operations. Aircraft emissions were then calculated using EDMS and the taxi/idle times derived from the SIMMOD results.

Taxi times for the 2016 With and Without Project scenarios were calculated based on the difference of the averages of all runway operating conditions from SIMMOD, as shown in **Table 15**, along with the change in taxiing distance for the proposed Project.

**Table 15: LAX Primary Runway Operating Configurations**

CONFIGURATION	ANNUAL USE
VFR Visual - West Flow	69.2%
VFR ILS – West Flow	24.6%
VFR ILS – East Flow	2.1%
IFR – West Flow	4.1%

SOURCE: Ricondo & Associates, Inc., August 2014.

PREPARED BY: Ricondo & Associates, Inc., August 2014.

**Table 16** depicts the total aircraft operations utilized in the emissions inventories for the 2013 and 2016 calendar years. These operational levels do not differ between the With and Without Project scenarios for a given year, and are based upon total operations reported in the FAA Terminal Area Forecast (TAF). Table 16 also presents the taxi times utilized in the operational emissions analysis by year and alternative. There would be a slight difference in taxi times between the Without Project and With Project scenario for both 2013 and 2016 as a result of a slight taxi route modification for departures.

**Table 16: Total Aircraft Operations and Taxi Times, by Calendar Year**

YEAR	OPERATIONS	TAXI-IN TIME (MINUTES)		TAXI-OUT TIME (MINUTES)	
		WITHOUT PROJECT	WITH PROJECT	WITHOUT PROJECT	WITH PROJECT
2013	614,917	9.62	9.62	12.34	12.36
2016	645,346	10.32	10.32	13.16	13.18

SOURCES: 2014 Federal Aviation Administration Terminal Area Forecast; Ricondo & Associates, Inc., September 2014.

PREPARED BY: Ricondo & Associates, Inc., September 2014.

### 4.1.3 DISPERSION MODELING METHODOLOGY

#### 4.1.3.1 Construction Activities

##### *General Approach*

The project-specific air quality modeling of localized construction impacts was conducted consistent with SCAQMD methodology. The USEPA and SCAQMD-approved dispersion model, AMS/EPA Regulatory Model (AERMOD), was used to model the air quality impacts of NO<sub>x</sub>, CO, SO<sub>x</sub>, PM<sub>10</sub>, and PM<sub>2.5</sub> emissions. AERMOD can estimate the air quality impacts of single or multiple point, area, or volume sources using historical meteorological conditions. Volume sources are three-dimensional sources of emissions that can be used to model releases from a variety of industrial uses, including moving diesel trucks and equipment; they were used to represent the emissions from trucks, heavy-duty construction equipment, and fugitive dust. To be conservative, this analysis did not calculate PM<sub>10</sub> deposition.

The general approach used for construction dispersion modeling is as follows:

1. Emission rates were established for the peak month of construction for each pollutant. The maximum lbs/day were computed based on a peak month average day over the entire construction period. It was assumed that an average workday would result in 8 hours of emissions-generating activity. Therefore, the maximum daily emissions were divided by 8 to convert the maximum daily emissions into emission rates in units of pounds per hour. These emissions were then converted to grams/second.
2. The construction schedule prepared by RS&H has the project divided into several sub-tasks based on project components and projected timing. The emissions rate for each sub-task (g/s) was divided by the number of areas for each source to create a series of emission volume sources by task.
3. Release heights were assigned to each source area based on location of exhaust of equipment.
4. Temporal factors were calculated based on the construction schedule and the assumed hours worked per week. As previously discussed, it is assumed there would be a total of 8 work hours per day, and a 5 day workweek (Monday through Friday).

Detailed data used in dispersion modeling for construction activities are provided in **Attachment A.4**. Additionally, dispersion modeling was conducted for the shift in aircraft operations during construction. Dispersion for aircraft would follow the operational sources methodology outlined in Section 4.1.3.2. Data used in this analysis is included as **Attachment A.5**.

##### *AERMOD Settings*

The SCAQMD requires that AERMOD be run using USEPA regulatory default options, unless non-default options are justified; therefore, AERMOD was run using USEPA regulatory default options. Additional modeling options are listed below:

- Urban dispersion (Los Angeles County population of 9,862,049, as per SCAQMD guidance);
- Averaging periods: 1-hour (CO and NO<sub>2</sub>), 8-hour (CO), 24-hour (PM<sub>10</sub> and PM<sub>2.5</sub>); Annual (NO<sub>2</sub>, PM<sub>10</sub> and PM<sub>2.5</sub>);

- Flagpole receptor heights: 1.8 meters; and
- No building downwash (no point sources modeled).

### *Source and Receptor Locations*

Construction activities were assumed to be located at the proposed Project site based on sub-tasks as shown in Figure 2.

Receptor points are the geographic locations where the air dispersion model calculates air pollutant concentrations. These discrete Cartesian receptors were used to determine air quality impacts in the vicinity of the Project site. Field receptors were placed at the boundary of LAX (along the fence line), and the Theme Building, as shown in **Figure 4**.

### *Meteorology*

The meteorological data from the NWS LAX site was used in the analysis. The meteorological data were obtained from the National Oceanic and Atmospheric Administration (NOAA) National Climatic Data Center (NCDC) website. This data was preprocessed along with Automated Surface Observing System (ASOS) 1-minute wind data using AERMET. AERMET is a meteorological preprocessor for organizing available meteorological data into a format suitable for use in the AERMOD air quality dispersion model. The dataset used consisted of the most current year (2013) of hourly surface data collected at LAX; the data included ambient temperature, wind speed, wind direction, and atmospheric stability parameters, as well as mixing height parameters from the appropriate upper air station. The meteorological data were loaded into AERMOD to determine the maximum concentrations for each pollutant and averaging period combination.

### *Ozone Limiting Method for NO<sub>2</sub> Modeling*

AERMOD contains the ozone limiting method (OLM) and Plume Volume Molar Ratio Method (PVMRM) options, which are used to model the conversion of NO<sub>x</sub> to NO<sub>2</sub>. The OLM option was used in this modeling analysis. Hourly O<sub>3</sub> data for modeling conversion of NO<sub>x</sub> to NO<sub>2</sub> using the OLM option was obtained from the CARB website. In addition, the following values were used in the analysis:

- Ambient Equilibrium NO<sub>2</sub>/ NO<sub>x</sub> Ratio: 0.90
- In-stack NO<sub>2</sub>/ NO<sub>x</sub> Ratio: 0.135
- Default Ozone Value: 40 parts per billion (used only for missing data in the hourly O<sub>3</sub> data file)

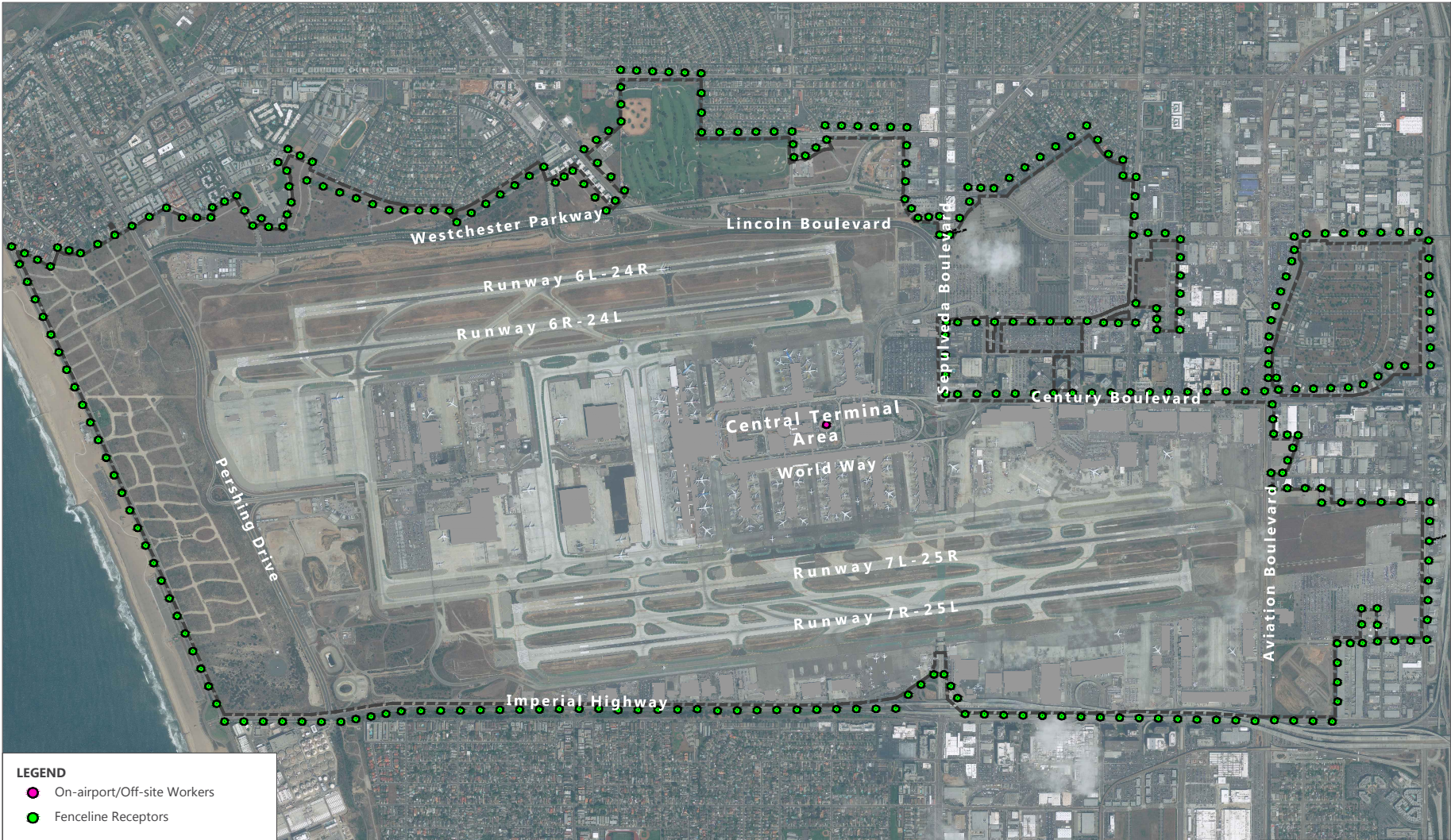
#### **4.1.3.2 Aircraft Operations during Construction**

Consistent with SCAQMD methodology, localized operational concentrations were predicted through the AERMOD software. EDMS results (categorized by source for each hour) were used for the operations dispersion in AERMOD. Dispersion accounts for location of sources and not just annual or daily emissions inventory; assumptions for dispersion parameters are outlined below.

The source groups from EDMS include Aircraft, Gates, and Taxiway Queues: Detailed information on these is presented below.

THIS PAGE INTENTIONALLY LEFT BLANK





SOURCE: Landrum & Brown, *Los Angeles International Airport, Airport Layout Plan*, 2005; Los Angeles World Airports, April 2013 (aerial photography).  
PREPARED BY: Ricondo & Associates, Inc., March 2015.

FIGURE 4



Receptor Locations

Drawing: Z:\LAWAILAX North RSA Environmental\CAD\LAX N RSA Exhibits\_6R-24L\_CEQEQA\_20150219.dwg Layout: Appendix A Figure 4 Plotted: Feb 25, 2015, 03:27PM

THIS PAGE INTENTIONALLY LEFT BLANK

### *General Approach*

The Project-specific air quality modeling of localized operational impacts was conducted consistent with SCAQMD methodology using AERMOD. The dispersion model was based on the emissions inventory, source locations, and hourly meteorological data. By distributing aircraft emissions to their respective locations using airport-specific hourly, daily, and monthly temporal factors and meteorological data, EDMS produces an hourly emissions rate (HRE) file. The HRE file contains all of the emissions broken into hourly bins by source; this file was used as input for each pollutant into AERMOD.

An overview of inputs for each emission source group is provided below:

#### **Aircraft:**

- Runway use percentages and gate assignments were based on each operational year's design day flight schedule (DDFS).
- Quarter hour profiles for each arrival/departure, aircraft, gate assignment, and runway assignment combination were established based on the peak hour of daily operations.
- Day of the week and monthly operational profiles were obtained from LAWA's Aircraft Noise and Operations Monitoring System (ANOMS) data from calendar year 2013.
- In accordance with EDMS methodology, dynamic sequencing was performed. To align the emissions inventories, a user-adjusted taxiway speed was used for each modeled scenario.

#### **Gates:**

- As predefined by EDMS, the source group for gates includes aircraft startup, GSE, and APUs. However, as the proposed Project would not impact use of GSE or APUs, only aircraft startup was quantified at the gate position.
- Aircraft startup emissions were distributed as described above.

#### **Taxiway Queues:**

- Corresponding airfield layouts for each scenario were modeled into EDMS and thus AERMOD.
- Taxipaths to/from each runway/gate were defined based on actual operations at LAX.

### *AERMOD Settings*

As required by the SCAQMD, AERMOD was run using USEPA regulatory default options. Additional modeling options are the same as those outlined in Section 4.1.3.1.

In regards to source locations, operational activities were assumed to be located at the respective on-airport locations for individual sources. Aircraft operations were distributed between the taxiways and runways, as well as on the approach and departure paths.

Receptor points for operational dispersion modeling were the same as those depicted in Figure 4. Meteorology and the OLM method for NO<sub>2</sub> modeling were the same as those outlined in Section 4.1.3.1.



---

## 4.2 Greenhouse Gas Emissions

---

The greenhouse gas emissions analysis conducted for the proposed Project addresses construction emissions and operational emissions in 2016. Construction emissions analyzed include on-site and off-site construction equipment and GHGs from the shift in aircraft operations during construction. Aircraft GHG emissions were also analyzed for operations of the proposed Project (2016).

### 4.2.1 CONSTRUCTION ACTIVITIES

In addition to criteria pollutant emissions, construction equipment is a source of greenhouse gas (GHG) emissions. The project-related construction activities for which GHG emissions were calculated are the same as those calculated for criteria pollutant emissions and include the following:

- Off-Road Construction Equipment
- On-Road Construction Equipment
- Construction Worker Commute Vehicles and Delivery/Haul Trucks

Data such as the project schedule, quantity data, construction equipment usage and construction activity, are used in the same way for developing the GHG emissions inventory as for the criteria pollutant inventory. Differences in methodology as to how applicable GHG emission factors are derived are described in this section.

#### *Off-Road Construction Equipment*

In addition to criteria pollutants, OFFROAD2007 provides data for calculating emission factors for GHGs, including CO<sub>2</sub> and CH<sub>4</sub>. For off-road on-site equipment, these emission factors were derived and applied using the same methodology described in Section 4.1.2.1. For each equipment type, the appropriate emission factor for CH<sub>4</sub> was multiplied by its global warming potential (21) and added to the appropriate emission factor for CO<sub>2</sub> (with a global warming potential of 1) to calculate an emission factor of CO<sub>2</sub>e in lb/hp-hr. This emission factor was then multiplied by equipment horsepower, load factor, an efficiency factor, and total operating hours, resulting in GHG emissions for the 2016 construction year.

#### *On-Road On-Site Equipment*

EMFAC2011 was used to obtain emission factors of CO<sub>2</sub>. These emission factors were obtained and applied using the same methodology described in Section 4.1.2.1 for criteria pollutants. CO<sub>2</sub> emission factors obtained from EMFAC2011 and used in this analysis assume Pavley-I and Low Carbon Fuel Standard (LCFS) benefits.

In accordance with CARB guidance, for heavy-duty vehicles (assumed to be all on-road on-site vehicles except on-site pickup trucks) emission factors for CH<sub>4</sub> were calculated by multiplying the TOG emission factor by 0.0408. N<sub>2</sub>O emission factors for all on-road on-site diesel vehicles were calculated by applying a factor of 0.3316 grams/gallon of fuel consumed by the vehicles. EMFAC2011 was used to derive the gallons of fuel

consumed per VMT for T7 single construction vehicles by year. The resulting fuel consumption was multiplied by the grams/gallon factor above to derive an emission factor of N<sub>2</sub>O in g/mi. This emission factor was then multiplied by an assumed on-site speed of 20 mph, resulting in an emission factor in g/hr.

For on-road on-site gasoline vehicles (i.e., on-site pickup trucks), EMFAC2011-LDV was used to calculate CH<sub>4</sub> emission factors in g/mi and multiplied by an assumed speed of 20 mph to derive emission factors in g/hr. Per CARB guidance, N<sub>2</sub>O emission factors for gasoline vehicles were derived by multiplying the appropriate NO<sub>x</sub> emission factor (in g/hr) by 4.16 percent.

Once appropriate emission factors for CO<sub>2</sub>, CH<sub>4</sub>, and N<sub>2</sub>O were calculated for each vehicle, a combined emission factor of CO<sub>2e</sub> was derived by taking the sum of the emission factor of CO<sub>2</sub> (multiplied by a global warming potential of 1), the emission factor for CH<sub>4</sub> (multiplied by a global warming potential of 21) and the emission factor for N<sub>2</sub>O (multiplied by a global warming potential of 310). The resulting emission factor of CO<sub>2e</sub> in g/hr was converted to lb/hr, which was applied to the monthly operating hours for each equipment type to estimate monthly emissions.

### On-Road Off-Site Equipment

GHG emission factors and resulting emissions for on-road off-site vehicles were obtained and applied using the same methodology described in Section 4.1.2.1 for criteria pollutants. Emission factors of CO<sub>2e</sub> for on-road off-site equipment were calculated using the same methodology described previously for on-road on-site equipment, except that emission factors were derived in lb/mi and multiplied by the annual operating hours for each equipment type to estimate monthly emissions.

## 4.2.2 AIRCRAFT OPERATIONS DURING CONSTRUCTION

In addition to criteria pollutants, EDMS also provides aircraft CO<sub>2</sub> emissions. Inputs into EDMS were the same as those outlined in Section 4.1.2.2 for criteria pollutants. CH<sub>4</sub> and N<sub>2</sub>O emissions are not directly estimated by EDMS; therefore, it was necessary to estimate emissions using other methods. Emissions were calculated using fuel burn (converted from lbs to gallons) from EDMS and emission factors (in g/gal of fuel) from the U.S. Energy Information Administration. Emission factors for CH<sub>4</sub> and N<sub>2</sub>O are shown in **Table 17**. Once appropriate emissions for CH<sub>4</sub> and N<sub>2</sub>O were calculated, MTCO<sub>2e</sub> was calculated by taking the sum of CO<sub>2</sub> emissions (multiplied by a global warming potential of 1), the CH<sub>4</sub> emissions (multiplied by a global warming potential of 21) and the N<sub>2</sub>O emissions (multiplied by a global warming potential of 310).

**Table 17: Jet Fuel GHG Emission Factors**

FUEL TYPE	CH <sub>4</sub> (G/GAL FUEL)	N <sub>2</sub> O (G/GAL FUEL)
Jet Fuel	0.27	0.31

SOURCE: U.S. Energy Information Administration, "Voluntary Reporting of Greenhouse Gases Program Fuel Emission Coefficients," January 31, 2011, available: [www.eia.gov/oiaf/1605/coefficients.html#tbl7](http://www.eia.gov/oiaf/1605/coefficients.html#tbl7).  
 PREPARED BY: Ricondo & Associates, Inc., September 2014.

THIS PAGE INTENTIONALLY LEFT BLANK

# Runway 6R-24L Runway Safety Area Improvements Project Initial Study

## Appendix A

### **Air Quality and Greenhouse Gas Emissions**

Air Quality and Greenhouse Gas Assessment Files

Provided by Ricondo & Associates

March 2015

- A.1 Construction – Criteria Pollutant and Greenhouse Gas Emissions Calculations
- A.2 Aircraft Operations during Construction – Criteria Pollutant and Greenhouse Gas Emissions Calculations
- A.3 Operations – Criteria Pollutant and Greenhouse Gas Emissions Calculations
- A.4 Construction – Localized Significance Thresholds (LST) Dispersion Modeling
- A.5 Operations – Localized Significance Thresholds (LST) Dispersion Modeling





---

# Attachment A.1

---

## Construction – Criteria Pollutant and Greenhouse Gas Emissions Calculations

- Activities, Crew, and Schedule
- On-Site Equipment Data
- Off-Site Hauling Trip Data
- Criteria Pollutants – 2016 Construction Emissions Summary
- Criteria Pollutants – 2016 Construction Crew Emissions Summary
- Criteria Pollutants – On-Site Equipment Emission Factors
- Criteria Pollutants – On-Site Equipment Emissions
  - 2016 Off-Road On-Site Equipment Emissions
  - 2016 On-Road On-Site Equipment Emissions
- Criteria Pollutants – Construction Worker Vehicles
  - 2016 Construction Worker Vehicle Assumptions and Emission Factors
  - 2016 Construction Worker Vehicle Emissions
- Criteria Pollutants – On-Road Off-Site Hauling Emissions
  - 2016 On-Road Off-Site Hauling Emission Factors
  - 2016 On-Road Off-Site Hauling Emissions
- Criteria Pollutants – 2016 Pavement Crushing Emissions
- Fugitive Dust Emission Factors
- Asphalt Paving and Painting Fugitive Emissions
- GHGs – 2016 Construction Emissions Summary
- GHGs – 2016 Construction Crew Emissions Summary
- GHGs – On-Site Equipment Emission Factors
- GHGs – 2016 On-Site Equipment Emissions
- GHGs – 2016 Construction Worker Vehicle Emissions
- GHGs – 2016 On-Road Off-Site Hauling Emissions
  - 2016 On-Road Off-Site Hauling Emission Factors
  - 2016 On-Road Off-Site Hauling Emissions
- GHGs – 2016 Pavement Crushing Emissions

---

# Attachment A.1

---

## Construction – Criteria Pollutant and Greenhouse Gas Emissions Calculations

- Activities, Crew, and Schedule

**Activities, Crews, and Schedule**

ACTIVITY	START DATE	END DATE	DURATION (DAYS)	CREW	CREW QUANTITY
<b>Runway 24L Component</b>	<b>1/1/2016</b>	<b>9/4/2016</b>	<b>176</b>		
Mobilization	1/1/2016	1/7/2016	5		
Field Office and Facilities	1/1/2016	1/4/2016	2	Setup (Estimated)	7.0
Clearing and Grubbing	1/5/2016	1/7/2016	3	B-11A	3.5
Displaced Threshold	1/8/2016	1/12/2016	3	2 Clab	1.0
Blast Fence Installation	1/13/2016	1/17/2016	3	2 Clab	1.0
Demo/Excavation (E7, RWY End RSA)	1/13/2016	4/5/2016	60		
Pavement Removal	1/13/2016	3/8/2016	40	B-38	8.0
Pavement Sawcut	1/13/2016	3/8/2016	40	B-89	4.0
Demo Electrical	3/9/2016	4/5/2016	20	Electrical (Estimated)	1.0
Excavation	2/24/2016	4/5/2016	30	B-12A	2.0
Disposal	2/24/2016	4/5/2016	30	B-34C	2.0
Full Strength Pavement	4/6/2016	6/15/2016	51		
Subgrade Prep	4/6/2016	4/18/2016	9	B-33B	9.0
Econocrete	4/19/2016	5/11/2016	17	B-26A	1.0
19-inch PCC Pavement	5/12/2016	6/15/2016	25	B-26A	3.0
Shoulder Pavement	6/16/2016	7/6/2016	15		
Processed Misc Base Course	6/16/2016	6/21/2016	4	B-36C	1.0
Crushed Aggregate Base Course (Greenbook)	6/22/2016	6/28/2016	5	B-36C	1.0
Asphalt Concrete (4-inch)	6/29/2016	7/6/2016	6		
AC Paving	6/29/2016	7/4/2016	4	B-25	3.0
Prime Coat	7/5/2016	7/6/2016	2	B-45	2.0
NAVAIDs and Electrical	1/13/2016	5/17/2016	90	Electrical (Estimated)	1.0
Pavement Marking	7/7/2016	7/14/2016	6	B-79	4.0
Storm Drainage	4/6/2016	4/19/2016	10	B-21	1.0
Service Road	4/20/2016	5/10/2016	15		
Pavement Removal	4/20/2016	4/26/2016	5	B-38	2.0
Subgrade Prep	4/27/2016	5/1/2016	3	B-33B	2.0
Crushed Aggregate Base Course (Greenbook)	5/2/2016	5/3/2016	2	B-36C	2.0
AC Paving	5/4/2016	5/6/2016	3	B-25	2.0
Prime Coat	5/7/2016	5/10/2016	2	B-45	2.0
Perimeter Fence	5/11/2016	5/31/2016	15	B-6	1.0
Flight Check	8/4/2016	8/31/2016	20	No construction assumed	
FAA Chart Publication Date	9/2/2016	9/4/2016	1	No construction assumed	
<b>Runway 6R Component</b>	<b>7/21/2016</b>	<b>1/12/2017</b>	<b>126</b>		
Re-Mobilization	7/21/2016	7/27/2016	5		
Field Office and Facilities	7/21/2016	7/24/2016	2	Setup (Estimated)	1.0
Clearing and Grubbing	7/25/2016	7/27/2016	3	B-11A	0.5
Displaced Threshold	7/22/2016	7/26/2016	3	2 Clab	1.0
Demo/Excavation (RWY, E16, E17)	7/27/2016	9/20/2016	40		
Pavement Removal	7/27/2016	8/23/2016	20	B-38	1.0
Pavement Sawcut	7/27/2016	8/23/2016	20	B-89	1.0
Demo Electrical	7/27/2016	8/9/2016	10	Electrical (Estimated)	1.0
Excavation	8/24/2016	9/20/2016	20	B-12A	2.0
Disposal	8/24/2016	9/20/2016	20	B-34C	2.0
Retaining Wall	7/27/2016	11/10/2016	77		
Misc Demo	7/27/2016	8/9/2016	10	B-8	1.0
Drilled Piers	8/10/2016	8/24/2016	11	2 Clab	1.0
Retaining Wall Foundation	8/28/2016	9/15/2016	14	Foundation (Estimated)	1.0
Concrete Retaining Wall	9/16/2016	10/13/2016	20	Foundation (Estimated)	1.0
Select Fill	10/14/2016	11/10/2016	20	B-10M	1.0
Full Strength Pavement	9/21/2016	12/4/2016	53		
Subgrade Prep	9/21/2016	10/4/2016	10	B-33B	5.0
Econocrete	10/5/2016	11/1/2016	20	B-26A	2.0
19-inch PCC Pavement	11/2/2016	12/4/2016	23	B-26A	3.0
Shoulder Pavement	12/5/2016	12/15/2016	9		
Processed Misc Base Course	12/5/2016	12/7/2016	3	B-36C	1.0
Crushed Aggregate Base Course (Greenbook)	12/7/2016	12/12/2016	4	B-36C	1.0
Asphalt Concrete (4-inch)	12/12/2016	12/15/2016	4		
AC Paving	12/12/2016	12/14/2016	3	B-25	1.0
Prime Coat	12/15/2016	12/15/2016	1	B-45	1.0
NAVAIDs and Electrical	7/27/2016	11/29/2016	90	Electrical (Estimated)	1.0
Storm Drainage	9/21/2016	10/4/2016	10	B-21	1.0
Pavement Marking	12/16/2016	12/29/2016	10	B-79	0.3
Service Road	11/11/2016	11/17/2016	5	B-25	1.0
Flight Check	12/16/2016	1/12/2017	20	No construction assumed	
FAA Chart Publication Date	1/12/2017	1/12/2017	1	No construction assumed	

SOURCES: RS&H, 2014 (schedule); Ricondo & Associates, Inc., 2015 (crew assignments).

PREPARED BY: Ricondo & Associates, Inc., March 2015.

---

# Attachment A.1

---

## Construction – Criteria Pollutant and Greenhouse Gas Emissions Calculations

- On-Site Equipment Data

# On-Site Equipment Data

OFF-ROAD ON-SITE EQUIPMENT	MAKE/MODEL	FUEL	HP	LOAD	USAGE	OFFROAD2007 CATEGORY	OFFROAD2011 CATEGORY
				FACTOR	FACTOR <sup>1/</sup>		
Asphalt Paver, 130 HP	Barber-Greene BG270B	Diesel	200	0.4154	39.5%	Pavers	Pavers
Backhoe Loader, 48 HP	CAT 428 Backhoe	Diesel	83	0.3685	45.3%	Tractors/Loaders/Backhoes	Tractors/Loaders/Backhoes
Belt Placer	Gomaco RTP-500 Belt Placers	Diesel	200	0.3551	39.9%	Paving Equipment	Paving Equipment
Compactor, Roller,Vibratory, 25 Ton	CAT 825G	Diesel	315	0.3752	33.4%	Rollers	Rollers
Concrete Paver	Gomaco GHP-2800 Slipform Paver	Diesel	335	0.4154	39.5%	Pavers	Pavers
Concrete Pump	Putzeister 52M	Diesel	290	0.3551	39.9%	Paving Equipment	Paving Equipment
Concrete Saw	Walk Behind Saw	Diesel	10	0.4154	29.3%	Concrete/Industrial Saws	Other Construction Equipment
Crawler Loader, 3 CY	CAT 988F	Diesel	499	0.3685	45.3%	Tractors/Loaders/Backhoes	Tractors/Loaders/Backhoes
Cure/Texture Rig	Gomaco TC-400 Cure/Texture Rig	Diesel	70	0.3551	39.9%	Paving Equipment	Paving Equipment
Dozer, 200 HP	CAT D8R	Diesel	305	0.3953	76.4%	Rubber Tired Dozers	Rubber Tired Dozers
Dozer, 300 HP	CAT D8R	Diesel	305	0.3953	76.4%	Rubber Tired Dozers	Rubber Tired Dozers
FE Loader, W.M., 4 CY	CAT 988F	Diesel	499	0.3685	45.3%	Tractors/Loaders/Backhoes	Tractors/Loaders/Backhoes
Generator	CAT 3412TA	Diesel	749	0.4154	5.5%	Generator Sets	Other Construction Equipment
Grader, 30,000 lbs	CAT 16H Motor Grader	Diesel	275	0.4087	44.7%	Graders	Graders
Heating Kettle, 115 Gallon	Marathon KEB115T	Diesel	85	0.4154	33.2%	Other Construction Equipment	Other Construction Equipment
Hyd. Crane 25 tons	Grove RT500C	Diesel	130	0.2881	60.2%	Cranes	Cranes
Hyd. Excavator, 1 C.Y.	CAT 330L	Diesel	222	0.3819	67.1%	Excavators	Excavators
Hyd. Hammer (1200 lbs)	CAT 330L	Diesel	222	0.4154	45.9%	Crushing/Proc. Equipment	Other Construction Equipment
Paint Thermo. Striper, TM	Kontur 700TP	Diesel	85	0.3015	24.2%	Surfacing Equipment	Surfacing Equipment
Pavt. Rem. Bucket	CAT 330L	Diesel	222	0.3819	67.1%	Excavators	Excavators
Roller, Pneum., Whl., 12 Ton	CAT CB634C	Diesel	145	0.3752	33.4%	Rollers	Rollers
S.P. Crane, 4x4, 5 Ton	Gradall 544D10-55	Diesel	125	0.2881	60.2%	Cranes	Cranes
Scraper, Towed, 10 C.Y.	CAT 631E	Diesel	450	0.4824	52.5%	Scrapers	Scrapers
Tandem Roller, 10 Ton	CAT CB634C	Diesel	145	0.3752	33.4%	Rollers	Rollers
Vibrator	Northrock PRO 8G/GW	Diesel	8	0.4154	9.9%	Plate Compactors	Other Construction Equipment

OFF-ROAD ON-SITE EQUIPMENT	MAKE/MODEL	FUEL	HP	LOAD	USAGE	EMFAC2011 CATEGORY	PM CONTROL	MILES/DAY
				FACTOR	FACTOR		DEVICE REDUCTION <sup>2/</sup>	PER VEHICLE
Flatbed Truck	Freightliner FLD120SD	Diesel	360	1.000	100.0%	T7 single construction	85.00%	2
Pickup Truck	Ford F250	Gas	200	1.000	100.0%	LHD2 (light-heavy-duty truck)		2
Dump Truck	Ford LT8000	Diesel	170	1.000	100.0%	T7 single construction	85.00%	2
Transit Mixer	Freightliner FLD120SD	Diesel	360	1.000	100.0%	T7 single construction	85.00%	2
Truck Tractor	DAF CF 85 Delphi ECU	Diesel	460	1.000	100.0%	T7 single construction	85.00%	2
Water Truck	CAT 766C	Diesel	870	1.000	100.0%	T7 single construction	85.00%	5

## NOTES:

HP = horsepower, PM = particulate matter.

- 1/ Usage factors are derived from OFFROAD2007, consistent with City of Los Angeles, Los Angeles World Airports, *Final Environmental Assessment for Los Angeles International Airport (LAX) Runway 7L/25R Runway Safety Area (RSA) and Associated Improvements Project*, August 2013.
- 2/ All on-road diesel trucks are assumed to be fitted with particulate control devices, consistent with the Draft EIR for the West Maintenance Area Project. Emission reductions apply equally to PM<sub>10</sub> and PM<sub>2.5</sub>.

SOURCES: Ricondo & Associates, Inc., 2015; URS Corporation, 2012; MARRS Services, Inc., 2012.

PREPARED BY: Ricondo & Associates, Inc., March 2015.

---

# Attachment A.1

---

## Construction – Criteria Pollutant and Greenhouse Gas Emissions Calculations

- Off-Site Hauling Trip Data

**2016 Off-Site Hauling Trip Data**

<b>HAULING MATERIAL TYPE</b>	<b>ASSUMED ROUNDRIP</b>	<b>RUNWAY 24L COMPONENTS</b>		<b>RUNWAY 6R COMPONENTS</b>	
	<b>DISTANCE (MILES)</b>	<b>CUBIC YARDS</b>	<b>TRIPS</b>	<b>CUBIC YARDS</b>	<b>TRIPS</b>
Misc. Construction Materials	40		200		200
Demolished Pavement	5	25,905	1,295	1,335	67
Cut/Fill Material	40	7,250	363	21,750	1,088
Concrete	25	17,194	1,719	8,106	811
Processed Misc. Base Course	40	16,973	849	8,767	438
Crushed Aggregate Base Course	40	1,105	55	570	29
Asphalt Concrete	40	10,887	544	4,169	208

<b>RUNWAY 24L COMPONENTS</b>						
<b>HAULING MATERIAL TYPE</b>	<b>DAYS</b>	<b>% YEAR</b>	<b>TOTAL TRIPS</b>	<b>TOTAL VMT</b>	<b>TRIPS/DAY</b>	<b>VMT/DAY</b>
Misc. Construction Materials	33	100.0%	200	8,000	6	242
Demolished Pavement	35	100.0%	1,295	6,476	37	185
Cut/Fill Material	30	100.0%	363	14,500	12	483
Concrete	25	100.0%	1,719	42,985	69	1,719
Processed Misc. Base Course	34	100.0%	849	33,947	25	998
Crushed Aggregate Base Course	7	100.0%	55	2,209	8	316
Asphalt Concrete	21	100.0%	544	21,775	26	1,037

<b>RUNWAY 6R COMPONENTS</b>						
<b>HAULING MATERIAL TYPE</b>	<b>DAYS</b>	<b>% YEAR</b>	<b>TOTAL TRIPS</b>	<b>TOTAL VMT</b>	<b>TRIPS/DAY</b>	<b>VMT/DAY</b>
Misc. Construction Materials	5	100.0%	200	8,000	40	1,600
Demolished Pavement <sup>1/</sup>	20	100.0%	67	334	3	17
Cut/Fill Material	20	100.0%	1,088	43,500	54	2,175
Concrete	57	100.0%	811	20,265	14	356
Processed Misc. Base Course	27	100.0%	438	17,533	16	649
Crushed Aggregate Base Course	4	100.0%	29	1,141	7	285
Asphalt Concrete	23	100.0%	208	8,339	9	363

NOTES:

Assumed vehicles include flatbed trucks, haul trucks, and end dump trucks.

Assumed haul truck capacity is 20 cubic yards; assumed concrete mixer truck capacity is 10 cubic yards.

Demolished pavement material is assumed to be hauled to an on-site rock crusher.

SOURCES: Ricondo & Associates, Inc., 2015; Connico, Inc., 2014, and Los Angeles World Airports, 2015.

PREPARED BY: Ricondo & Associates, Inc., March 2015.

---

# Attachment A.1

---

## Construction – Criteria Pollutant and Greenhouse Gas Emissions Calculations

- Criteria Pollutants – 2016 Construction Emissions Summary



**Criteria Pollutants - 2016 Construction Emissions Summary**

**CARBON MONOXIDE (CO)**

EMISSIONS (LB/DAY)												
DAY	JAN	FEB	MAR	APR	MAY	JUN	JUL	AUG	SEP	OCT	NOV	DEC
1	22.20	65.07	73.54	16.51	0.00	39.81	18.23	23.15	27.06		29.75	29.55
2		65.07	73.54		36.03	39.81		23.15	27.06		38.37	29.55
3		65.07	73.54		36.03	39.81		23.15		63.67	38.37	
4	22.20	65.07	73.54	16.51	34.10		18.23	23.15		63.67	38.37	
5	18.51	65.07		16.51	34.10		1.98	23.15	27.06	34.63		11.00
6	18.51			92.99	34.10	39.81	1.98		27.06	34.63		11.00
7	18.51		73.54	92.99		39.81	14.57		27.06	34.63	38.37	20.69
8	0.97	65.07	73.54	92.99		39.81	14.57	23.15	27.06		38.37	9.68
9		65.07	16.51		19.56	39.81		23.15	27.06		38.37	9.68
10		65.07	16.51		19.56	39.81		13.21		34.63	38.37	
11	0.97	65.07	16.51	92.99	20.84		14.57	13.21		34.63	41.82	
12	0.97	65.07		92.99	47.08		14.57	13.21	27.06	34.63		19.25
13	66.92			92.99	47.08	39.81	14.57		27.06	34.63		9.57
14	66.92		16.51	92.99		39.81	14.57		27.06	29.75	41.82	9.57
15	66.92	65.07	16.51	92.99		39.81	0.00	13.21	27.06		41.82	8.26
16		65.07	16.51		47.08	12.26		13.21	29.40		41.82	9.35
17		65.07	16.51		47.08	12.26		13.21		29.75	41.82	
18	65.07	65.07	16.51	92.99	43.06		0.00	13.21		29.75	33.57	
19	65.07	65.07		20.79	43.06		0.00	13.21	27.06	29.75		1.09
20	65.07			33.17	43.06	12.26	0.00		27.06	29.75		1.09
21	65.07		16.51	33.17		12.26	8.83		63.67	29.75	33.57	1.09
22	65.07	65.07	16.51	33.17		13.41	9.80	13.21	63.67		33.57	1.09
23		65.07	16.51		43.06	13.41		13.21	63.67		33.57	1.09
24		73.54	16.51		43.06	13.41		18.35		29.75	33.57	
25	65.07	73.54	16.51	33.17	43.06		9.28	17.38		29.75	33.57	
26	65.07	73.54		33.17	43.06		9.28	17.38	63.67	29.75		1.09
27	65.07			27.78	43.06	13.41	31.45		63.67	29.75		1.09
28	65.07		16.51	27.78		13.41	23.15		63.67	29.75	33.57	1.09
29	65.07	73.54	16.51	27.78		18.23	23.15	27.06	63.67		33.57	1.09
30		-----	16.51		43.06	18.23		27.06	63.67		29.55	
31		-----	16.51	-----	43.06	-----		27.06	-----	29.75	-----	
Max (lb/day)	66.92	73.54	73.54	92.99	47.08	39.81	31.45	27.06	63.67	63.67	41.82	29.55
Total (lb)	954.28	1,400.33	721.90	1,156.40	853.27	590.46	242.76	428.39	890.51	726.82	805.54	186.98
Quarter (lb)	3,076.52			2,600.13			1,561.66			1,719.33		
Tons	4.48											

**RUNWAY 24L COMPONENTS**

MONTH	MAX (LB/DAY)	TOTAL (LB)	QUARTER (LB)
Jan	66.92	954.28	3,076.52
Feb	73.54	1,400.33	
Mar	73.54	721.90	
Apr	92.99	1,156.40	2,600.13
May	47.08	853.27	
Jun	39.81	590.46	
Jul	18.23	127.83	127.83
Aug	0.00	0.00	
Sep	0.00	0.00	
Oct	0.00	0.00	0.00
Nov	0.00	0.00	
Dec	0.00	0.00	

**RUNWAY 6R COMPONENTS**

MONTH	MAX (LB/DAY)	TOTAL (LB)	QUARTER (LB)
Jan	0.09	0.09	0.09
Feb	0.00	0.00	
Mar	0.00	0.00	
Apr	0.00	0.00	0.00
May	0.00	0.00	
Jun	0.00	0.00	
Jul	31.36	114.94	1,433.84
Aug	27.06	428.39	
Sep	63.67	890.51	
Oct	63.67	726.82	1,719.33
Nov	41.82	805.54	
Dec	29.55	186.98	

NOTES:

lb/day = pounds per day; black shaded cells represent max daily emissions.

Workdays assume a 5-day-per-week workweek; blank cells represent weekends (no work assumed).

SOURCES: Ricondo & Associates, Inc., 2015, based on sources and methodologies depicted in previous tables in this section.

PREPARED BY: Ricondo & Associates, Inc., March 2015.

Criteria Pollutants - 2016 Construction Emissions Summary

REACTIVE ORGANIC GASES (ROG)

EMISSIONS (LB/DAY)												
DAY	JAN	FEB	MAR	APR	MAY	JUN	JUL	AUG	SEP	OCT	NOV	DEC
1	1.97	6.46	7.55	1.74	0.00	4.42	1.84	2.10	3.38		2.55	2.85
2		6.46	7.55		3.40	4.42		2.10	3.38		3.46	2.85
3		6.46	7.55		3.40	4.42		2.10		4.84	3.46	
4	1.97	6.46	7.55	1.74	3.14		1.84	2.10		4.84	3.46	
5	1.26	6.46		1.74	3.14		13.86	2.10	3.38	3.29		1.10
6	1.26			6.61	3.14	4.42	13.86		3.38	3.29		1.10
7	1.26		7.55	6.61		4.42	49.31		3.38	3.29	3.46	1.95
8	0.09	6.46	7.55	6.61		4.42	49.31	2.10	3.38		3.46	0.85
9		6.46	1.74		15.72	4.42		2.10	3.38		3.46	0.85
10		6.46	1.74		15.72	4.42		1.24		3.29	3.46	
11	0.09	6.46	1.74	6.61	2.19		49.31	1.24		3.29	7.87	
12	0.09	6.46		6.61	5.07		49.31	1.24	3.38	3.29		1.73
13	6.71			6.61	5.07	4.42	49.31		3.38	3.29		0.88
14	6.71		1.74	6.61		4.42	49.31		3.38	2.55	7.87	0.88
15	6.71	6.46	1.74	6.61		4.42	0.00	1.24	3.38		7.87	0.64
16		6.46	1.74		5.07	1.33		1.24	3.81		7.87	21.56
17		6.46	1.74		5.07	1.33		1.24		2.55	7.87	
18	6.46	6.46	1.74	6.61	4.75		0.00	1.24		2.55	3.17	
19	6.46	6.46		2.20	4.75		0.00	1.24	3.38	2.55		20.92
20	6.46			3.51	4.75	1.33	0.00		3.38	2.55		20.92
21	6.46		1.74	3.51		1.33	1.33		4.84	2.55	3.17	20.92
22	6.46	6.46	1.74	3.51		1.54	1.41	1.24	4.84		3.17	20.92
23		6.46	1.74		4.75	1.54		1.24	4.84		3.17	20.92
24		7.55	1.74		4.75	1.54		2.43		2.55	3.17	
25	6.46	7.55	1.74	3.51	4.75		1.31	2.34		2.55	3.17	
26	6.46	7.55		3.51	4.75		1.31	2.34	4.84	2.55		20.92
27	6.46			2.43	4.75	1.54	3.32		4.84	2.55		20.92
28	6.46		1.74	2.43		1.54	2.10		4.84	2.55	3.17	20.92
29	6.46	7.55	1.74	2.43		1.84	2.10	3.38	4.84		3.17	20.92
30		-----	1.74		4.75	1.84		3.38	4.84		2.85	
31		-----	1.74	-----	4.75	-----		3.38	-----	2.55	-----	
Max (lb/day)	6.71	7.55	7.55	6.61	15.72	4.42	49.31	3.38	4.84	4.84	7.87	21.56
Total (lb)	92.76	140.10	74.83	91.75	117.60	65.36	340.15	44.30	86.39	63.25	94.37	225.54
Quarter (lb)	307.69			274.71			470.84			383.16		
Tons	0.72											

RUNWAY 24L COMPONENTS

MONTH	MAX (LB/DAY)	TOTAL (LB)	QUARTER (LB)
Jan	6.71	92.76	
Feb	7.55	140.10	307.69
Mar	7.55	74.83	
Apr	6.61	91.75	
May	15.72	117.60	274.71
Jun	4.42	65.36	
Jul	49.31	327.27	
Aug	0.00	0.00	327.27
Sep	0.00	0.00	
Oct	0.00	0.00	
Nov	0.00	0.00	0.00
Dec	0.00	0.00	

RUNWAY 6R COMPONENTS

MONTH	MAX (LB/DAY)	TOTAL (LB)	QUARTER (LB)
Jan	0.00	0.00	
Feb	0.00	0.00	0.00
Mar	0.00	0.00	
Apr	0.00	0.00	
May	0.00	0.00	0.00
Jun	0.00	0.00	
Jul	3.32	12.89	
Aug	3.38	44.30	143.57
Sep	4.84	86.39	
Oct	4.84	63.25	
Nov	7.87	94.37	383.16
Dec	21.56	225.54	

NOTES:

lb/day = pounds per day; black shaded cells represent max daily emissions.

Workdays assume a 5-day-per-week workweek; blank cells represent weekends (no work assumed).

SOURCES: Ricondo & Associates, Inc., 2015, based on sources and methodologies depicted in previous tables in this section.

PREPARED BY: Ricondo & Associates, Inc., March 2015.

**Criteria Pollutants - 2016 Construction Emissions Summary**

**NITROGEN OXIDES (NO<sub>x</sub>)**

EMISSIONS (LB/DAY)												
DAY	JAN	FEB	MAR	APR	MAY	JUN	JUL	AUG	SEP	OCT	NOV	DEC
1	5.79	45.52	56.81	12.00	0.00	44.54	21.07	11.24	41.12		8.89	18.09
2		45.52	56.81		25.76	44.54		11.24	41.12		18.99	18.09
3		45.52	56.81		25.76	44.54		11.24		39.94	18.99	
4	5.79	45.52	56.81	12.00	22.82		21.07	11.24		39.94	18.99	
5	5.57	45.52		12.00	22.82		0.45	11.24	41.12	15.70		11.65
6	5.57			61.81	22.82	44.54	0.45		41.12	15.70		11.65
7	5.57		56.81	61.81		44.54	4.16		41.12	15.70	18.99	17.91
8	0.08	45.52	56.81	61.81		44.54	4.16	11.24	41.12		18.99	6.26
9		45.52	12.00		17.47	44.54		11.24	41.12		18.99	6.26
10		45.52	12.00		17.47	44.54		6.26		15.70	18.99	
11	0.08	45.52	12.00	61.81	21.33		4.16	6.26		15.70	21.35	
12	0.08	45.52		61.81	49.21		4.16	6.26	41.12	15.70		14.53
13	49.19			61.81	49.21	44.54	4.16		41.12	15.70		8.27
14	49.19		12.00	61.81		44.54	4.16		41.12	8.89	21.35	8.27
15	49.19	45.52	12.00	61.81		44.54	0.00	6.26	41.12		21.35	2.90
16		45.52	12.00		49.21	16.82		6.26	50.73		21.35	3.22
17		45.52	12.00		49.21	16.82		6.26		8.89	21.35	
18	45.52	45.52	12.00	61.81	48.85		0.00	6.26		8.89	18.44	
19	45.52	45.52		20.80	48.85		0.00	6.26	41.12	8.89		0.31
20	45.52			31.26	48.85	16.82	0.00		41.12	8.89		0.31
21	45.52		12.00	31.26		16.82	24.00		39.94	8.89	18.44	0.31
22	45.52	45.52	12.00	31.26		21.49	24.08	6.26	39.94		18.44	0.31
23		45.52	12.00		48.85	21.49		6.26	39.94		18.44	0.31
24		56.81	12.00		48.85	21.49		33.85		8.89	18.44	
25	45.52	56.81	12.00	31.26	48.85		24.05	33.77		8.89	18.44	
26	45.52	56.81		31.26	48.85		24.05	33.77	39.94	8.89		0.31
27	45.52			18.24	48.85	21.49	35.21		39.94	8.89		0.31
28	45.52		12.00	18.24		21.49	11.24		39.94	8.89	18.44	0.31
29	45.52	56.81	12.00	18.24		21.07	11.24	41.12	39.94		18.44	0.31
30		-----	12.00		48.85	21.07		41.12	39.94		18.09	
31		-----	12.00	-----	48.85	-----		41.12	-----	8.89	-----	
Max (lb/day)	49.19	56.81	56.81	61.81	49.21	44.54	35.21	41.12	50.73	39.94	21.35	18.09
Total (lb)	631.30	1,001.06	544.92	824.15	861.64	706.73	221.85	366.08	904.84	296.45	414.19	129.90
Quarter (lb)	2,177.28			2,392.52			1,492.77			840.54		
Tons	3.45											

**RUNWAY 24L COMPONENTS**

MONTH	MAX (LB/DAY)	TOTAL (LB)	QUARTER (LB)
Jan	49.19	631.30	
Feb	56.81	1,001.06	2,177.28
Mar	56.81	544.92	
Apr	61.81	824.15	
May	49.21	861.64	2,392.52
Jun	44.54	706.73	
Jul	21.07	67.98	
Aug	0.00	0.00	67.98
Sep	0.00	0.00	
Oct	0.00	0.00	
Nov	0.00	0.00	0.00
Dec	0.00	0.00	

**RUNWAY 6R COMPONENTS**

MONTH	MAX (LB/DAY)	TOTAL (LB)	QUARTER (LB)
Jan	0.07	0.07	
Feb	0.00	0.00	0.07
Mar	0.00	0.00	
Apr	0.00	0.00	
May	0.00	0.00	0.00
Jun	0.00	0.00	
Jul	35.14	153.87	
Aug	41.12	366.08	1,424.78
Sep	50.73	904.84	
Oct	39.94	296.45	
Nov	21.35	414.19	840.54
Dec	18.09	129.90	

NOTES:

lb/day = pounds per day; black shaded cells represent max daily emissions.

Workdays assume a 5-day-per-week workweek; blank cells represent weekends (no work assumed).

SOURCES: Ricondo & Associates, Inc., 2015, based on sources and methodologies depicted in previous tables in this section.

PREPARED BY: Ricondo & Associates, Inc., March 2015.

Criteria Pollutants - 2016 Construction Emissions Summary

SULFUR OXIDES (SO<sub>x</sub>)

EMISSIONS (LB/DAY)													
DAY	JAN	FEB	MAR	APR	MAY	JUN	JUL	AUG	SEP	OCT	NOV	DEC	
1	0.05	0.22	0.26	0.05	0.00	0.17	0.07	0.06	0.14	0.16	0.07	0.09	
2		0.22	0.26			0.12	0.17		0.06		0.14	0.11	0.09
3		0.22	0.26			0.12	0.17		0.06			0.11	
4	0.05	0.22	0.26	0.05	0.10	0.17	0.07	0.06		0.16	0.11		
5	0.05	0.22		0.05	0.10		0.00	0.06	0.14	0.09		0.05	
6	0.05			0.23	0.10		0.00		0.14	0.09		0.05	
7	0.05		0.26	0.23		0.17	0.02		0.14	0.09	0.11	0.08	
8	0.00	0.22	0.26	0.23		0.17	0.02	0.06	0.14		0.11	0.03	
9		0.22	0.05			0.07	0.17		0.06	0.14		0.11	0.03
10		0.22	0.05	0.23	0.07	0.17	0.02	0.03		0.09	0.11		
11	0.00	0.22	0.05		0.23	0.08		0.03		0.09	0.11		
12	0.00	0.22			0.23	0.19		0.02	0.03	0.14	0.09		0.06
13	0.23			0.23	0.19	0.17	0.02		0.14	0.09		0.03	
14	0.23		0.05	0.23		0.17	0.02		0.14	0.07	0.11	0.03	
15	0.23	0.22	0.05	0.23		0.17	0.00	0.03	0.14		0.11	0.02	
16		0.22	0.05			0.19	0.06		0.03	0.16		0.11	0.02
17		0.22	0.05	0.23	0.19	0.06	0.00	0.03		0.07	0.11		
18	0.22	0.22	0.05		0.23	0.18		0.03	0.03	0.07	0.10		
19	0.22	0.22			0.08	0.18		0.00	0.03	0.14	0.07		0.00
20	0.22			0.13	0.18	0.06	0.00		0.14	0.07		0.00	
21	0.22		0.05	0.13		0.06	0.07		0.16	0.07	0.10	0.00	
22	0.22	0.22	0.05	0.13		0.07	0.07	0.03	0.16		0.10	0.00	
23		0.22	0.05			0.18	0.07		0.03	0.16		0.10	0.00
24		0.26	0.05	0.13	0.18	0.07	0.07	0.11		0.07	0.10		
25	0.22	0.26	0.05		0.13	0.18		0.07	0.11	0.07	0.10		
26	0.22	0.26			0.13	0.18		0.07	0.11	0.16	0.07		0.00
27	0.22			0.09	0.18	0.07	0.12		0.16	0.07		0.00	
28	0.22		0.05	0.09		0.07	0.06		0.16	0.07	0.10	0.00	
29	0.22	0.26	0.05	0.09		0.07	0.06	0.14	0.16		0.10	0.00	
30		-----	0.05			0.18	0.07		0.14	0.16		0.09	
31		-----	0.05	-----	0.18	-----		0.14	-----	0.07	-----		
Max (lb/day)	0.23	0.26	0.26	0.23	0.19	0.17	0.12	0.14	0.16	0.16	0.11	0.09	
Total (lb)	3.08	4.72	2.49	3.23	3.33	2.59	0.78	1.46	3.18	1.86	2.22	0.58	
Quarter (lb)	10.29			9.15			5.42			4.66			
Tons	0.01												

RUNWAY 24L COMPONENTS			
MONTH	MAX (LB/DAY)	TOTAL (LB)	QUARTER (LB)
Jan	0.23	3.08	10.29
Feb	0.26	4.72	
Mar	0.26	2.49	
Apr	0.23	3.23	9.15
May	0.19	3.33	
Jun	0.17	2.59	
Jul	0.07	0.28	0.28
Aug	0.00	0.00	
Sep	0.00	0.00	
Oct	0.00	0.00	0.00
Nov	0.00	0.00	
Dec	0.00	0.00	

RUNWAY 6R COMPONENTS			
MONTH	MAX (LB/DAY)	TOTAL (LB)	QUARTER (LB)
Jan	0.00	0.00	0.00
Feb	0.00	0.00	
Mar	0.00	0.00	
Apr	0.00	0.00	0.00
May	0.00	0.00	
Jun	0.00	0.00	
Jul	0.12	0.50	5.15
Aug	0.14	1.46	
Sep	0.16	3.18	
Oct	0.16	1.86	4.66
Nov	0.11	2.22	
Dec	0.09	0.58	

NOTES:

lb/day = pounds per day; black shaded cells represent max daily emissions.

Workdays assume a 5-day-per-week workweek; blank cells represent weekends (no work assumed).

SOURCES: Ricondo & Associates, Inc., 2015, based on sources and methodologies depicted in previous tables in this section.

PREPARED BY: Ricondo & Associates, Inc., March 2015.

**Criteria Pollutants - 2016 Construction Emissions Summary**

**RESPIRABLE PARTICULATE MATTER (PM<sub>10</sub>)**

EMISSIONS (LB/DAY)												
DAY	JAN	FEB	MAR	APR	MAY	JUN	JUL	AUG	SEP	OCT	NOV	DEC
1	2.66	13.93	18.69	5.17	0.00	19.10	14.47	3.03	17.94		5.74	7.70
2		13.93	18.69		19.33	19.10		3.03	17.94		10.32	7.70
3		13.93	18.69		19.33	19.10		3.03		41.81	10.32	
4	2.66	13.93	18.69	5.17	17.49		14.47	3.03		41.81	10.32	
5	10.12	13.93		5.17	17.49		0.18	3.03	17.94	6.20		9.20
6	10.12			71.42	17.49	19.10	0.18		17.94	6.20		9.20
7	10.12		18.69	71.42		19.10	0.68		17.94	6.20	10.32	15.99
8	0.06	13.93	18.69	71.42		19.10	0.68	3.03	17.94		10.32	6.79
9		13.93	5.17		7.62	19.10		3.03	17.94		10.32	6.79
10		13.93	5.17		7.62	19.10		2.31		6.20	10.32	
11	0.06	13.93	5.17	71.42	9.23		0.68	2.31		6.20	12.93	
12	0.06	13.93		71.42	21.10		0.68	2.31	17.94	6.20		14.22
13	15.60			71.42	21.10	19.10	0.68		17.94	6.20		7.43
14	15.60		5.17	71.42		19.10	0.68		17.94	5.74	12.93	7.43
15	15.60	13.93	5.17	71.42		19.10	0.00	2.31	17.94		12.93	5.02
16		13.93	5.17		21.10	11.52		2.31	22.25		12.93	5.07
17		13.93	5.17		21.10	11.52		2.31		5.74	12.93	
18	13.93	13.93	5.17	71.42	20.89		0.00	2.31		5.74	7.90	
19	13.93	13.93		9.15	20.89		0.00	2.31	17.94	5.74		0.05
20	13.93			11.96	20.89	11.52	0.00		17.94	5.74		0.05
21	13.93		5.17	11.96		11.52	10.76		41.81	5.74	7.90	0.05
22	13.93	13.93	5.17	11.96		13.61	10.82	2.31	41.81		7.90	0.05
23		13.93	5.17		20.89	13.61		2.31	41.81		7.90	0.05
24		18.69	5.17		20.89	13.61		15.13		5.74	7.90	
25	13.93	18.69	5.17	11.96	20.89		11.89	15.07		5.74	7.90	
26	13.93	18.69		11.96	20.89		11.89	15.07	41.81	5.74		0.05
27	13.93			13.77	20.89	13.61	14.86		41.81	5.74		0.05
28	13.93		5.17	13.77		13.61	3.03		41.81	5.74	7.90	0.05
29	13.93	18.69	5.17	13.77		14.47	3.03	17.94	41.81		7.90	0.05
30		-----	5.17		20.89	14.47		17.94	41.81		7.70	
31		-----	5.17	-----	20.89	-----		17.94	-----	5.74	-----	
Max (lb/day)	15.60	18.69	18.69	71.42	21.10	19.10	14.86	17.94	41.81	41.81	12.93	15.99
Total (lb)	221.96	311.62	200.06	768.57	408.91	353.16	99.65	143.41	589.95	195.89	213.52	102.99
Quarter (lb)	733.63			1,530.63			833.01			512.41		
Tons	1.80											

**RUNWAY 24L COMPONENTS**

MONTH	MAX (LB/DAY)	TOTAL (LB)	QUARTER (LB)
Jan	15.60	221.96	
Feb	18.69	311.62	733.63
Mar	18.69	200.06	
Apr	71.42	768.57	
May	21.10	408.91	1,530.63
Jun	19.10	353.16	
Jul	14.47	33.38	
Aug	0.00	0.00	33.38
Sep	0.00	0.00	
Oct	0.00	0.00	
Nov	0.00	0.00	0.00
Dec	0.00	0.00	

**RUNWAY 6R COMPONENTS**

MONTH	MAX (LB/DAY)	TOTAL (LB)	QUARTER (LB)
Jan	0.00	0.00	
Feb	0.00	0.00	0.00
Mar	0.00	0.00	
Apr	0.00	0.00	
May	0.00	0.00	0.00
Jun	0.00	0.00	
Jul	14.53	66.27	
Aug	17.94	143.41	799.63
Sep	41.81	589.95	
Oct	41.81	195.89	
Nov	12.93	213.52	512.41
Dec	15.99	102.99	

NOTES:

lb/day = pounds per day; black shaded cells represent max daily emissions.

Workdays assume a 5-day-per-week workweek; blank cells represent weekends (no work assumed).

SOURCES: Ricondo & Associates, Inc., 2015, based on sources and methodologies depicted in previous tables in this section.

PREPARED BY: Ricondo & Associates, Inc., March 2015.

**Criteria Pollutants - 2016 Construction Emissions Summary**

**FINE PARTICULATE MATTER (PM<sub>2.5</sub>)**

EMISSIONS (LB/DAY)												
DAY	JAN	FEB	MAR	APR	MAY	JUN	JUL	AUG	SEP	OCT	NOV	DEC
1	0.73	3.84	5.05	1.33	0.00	4.95	5.79	1.20	4.59		2.26	2.05
2		3.84	5.05		7.79	4.95		1.20	4.59		3.44	2.05
3		3.84	5.05		7.79	4.95		1.20		13.87	3.44	
4	0.73	3.84	5.05	1.33	7.31		5.79	1.20		13.87	3.44	
5	5.06	3.84		1.33	7.31		0.04	1.20	4.59	1.72		3.75
6	5.06			23.89	7.31	4.95	0.04		4.59	1.72		3.75
7	5.06		5.05	23.89		4.95	0.19		4.59	1.72	3.44	6.90
8	0.02	3.84	5.05	23.89		4.95	0.19	1.20	4.59		3.44	3.15
9		3.84	1.33		1.97	4.95		1.20	4.59		3.44	3.15
10		3.84	1.33		1.97	4.95		0.86		1.72	3.44	
11	0.02	3.84	1.33	23.89	2.38		0.19	0.86		1.72	4.80	
12	0.02	3.84		23.89	5.46		0.19	0.86	4.59	1.72		6.44
13	4.26			23.89	5.46	4.95	0.19		4.59	1.72		3.30
14	4.26		1.33	23.89		4.95	0.19		4.59	2.26	4.80	3.30
15	4.26	3.84	1.33	23.89		4.95	0.00	0.86	4.59		4.80	2.69
16		3.84	1.33		5.46	4.34		0.86	5.68		4.80	2.70
17		3.84	1.33		5.46	4.34		0.86		2.26	4.80	
18	3.84	3.84	1.33	23.89	5.40		0.00	0.86		2.26	2.11	
19	3.84	3.84		2.37	5.40		0.00	0.86	4.59	2.26		0.01
20	3.84			3.10	5.40	4.34	0.00		4.59	2.26		0.01
21	3.84		1.33	3.10		4.34	2.72		13.87	2.26	2.11	0.01
22	3.84	3.84	1.33	3.10		4.86	2.74	0.86	13.87		2.11	0.01
23		3.84	1.33		5.40	4.86		0.86	13.87		2.11	0.01
24		5.05	1.33		5.40	4.86		3.83		2.26	2.11	
25	3.84	5.05	1.33	3.10	5.40		3.35	3.82		2.26	2.11	
26	3.84	5.05		3.10	5.40		3.35	3.82	13.87	2.26		0.01
27	3.84			5.26	5.40	4.86	4.53		13.87	2.26		0.01
28	3.84		1.33	5.26		4.86	1.20		13.87	2.26	2.11	0.01
29	3.84	5.05	1.33	5.26		5.79	1.20	4.59	13.87		2.11	0.01
30		-----	1.33		5.40	5.79		4.59	13.87		2.05	
31		-----	1.33	-----	5.40	-----		4.59	-----	2.26	-----	
Max (lb/day)	5.06	5.05	5.05	23.89	7.79	5.79	5.79	4.59	13.87	13.87	4.80	6.90
Total (lb)	67.91	85.55	53.01	252.60	119.61	107.67	31.90	42.22	176.33	66.92	69.27	43.35
Quarter (lb)	206.47			479.89			250.45			179.54		
Tons	0.56											

**RUNWAY 24L COMPONENTS**

MONTH	MAX (LB/DAY)	TOTAL (LB)	QUARTER (LB)
Jan	5.06	67.91	206.47
Feb	5.05	85.55	
Mar	5.05	53.01	
Apr	23.89	252.60	479.89
May	7.79	119.61	
Jun	5.79	107.67	
Jul	5.79	12.81	12.81
Aug	0.00	0.00	
Sep	0.00	0.00	
Oct	0.00	0.00	0.00
Nov	0.00	0.00	
Dec	0.00	0.00	

**RUNWAY 6R COMPONENTS**

MONTH	MAX (LB/DAY)	TOTAL (LB)	QUARTER (LB)
Jan	0.00	0.00	0.00
Feb	0.00	0.00	
Mar	0.00	0.00	
Apr	0.00	0.00	0.00
May	0.00	0.00	
Jun	0.00	0.00	
Jul	4.21	19.09	237.64
Aug	4.59	42.22	
Sep	13.87	176.33	
Oct	13.87	66.92	179.54
Nov	4.80	69.27	
Dec	6.90	43.35	

NOTES:

lb/day = pounds per day; black shaded cells represent max daily emissions.

Workdays assume a 5-day-per-week workweek; blank cells represent weekends (no work assumed).

SOURCES: Ricondo & Associates, Inc., 2015, based on sources and methodologies depicted in previous tables in this section.

PREPARED BY: Ricondo & Associates, Inc., March 2015.

---

# Attachment A.1

---

## Construction – Criteria Pollutant and Greenhouse Gas Emissions Calculations

- Criteria Pollutants – 2016 Construction Crew Emissions Summary

**Criteria Pollutants - 2016 Construction Crew Emissions Summary**

CREW	QUANTITY	EMISSIONS (LB/DAY)					
		CO	ROG	NO <sub>x</sub>	SO <sub>x</sub>	PM <sub>10</sub>	PM <sub>2.5</sub>
<b>2 Clab</b>		<b>0.9683</b>	<b>0.0857</b>	<b>0.0800</b>	<b>0.0013</b>	<b>0.0578</b>	<b>0.0167</b>
Common Laborers	2						
Pickup Trucks, 3/4 Ton	0.25	0.0114	0.0011	0.0015	0.0000	0.0022	0.0002
Employees	2						
Employee Vehicles	69.57	0.9570	0.0846	0.0785	0.0013	0.0556	0.0165
<b>B-6</b>		<b>2.3754</b>	<b>0.1622</b>	<b>0.7300</b>	<b>0.0036</b>	<b>0.1856</b>	<b>0.0430</b>
Laborers	2						
Equipment Oper (Light)	1						
Pickup Trucks, 3/4 Ton	0.25	0.0114	0.0011	0.0015	0.0000	0.0022	0.0002
Backhoe Loader, 48 HP	1	0.9286	0.0342	0.6108	0.0016	0.1000	0.0180
Employees	3						
Employee Vehicles	104.35	1.4354	0.1269	0.1178	0.0020	0.0834	0.0248
<b>B-10M</b>		<b>4.7994</b>	<b>0.2920</b>	<b>0.5477</b>	<b>0.0101</b>	<b>2.4169</b>	<b>1.3260</b>
Equipment Oper. (Med.)	1						
Laborers	0.5						
Pickup Trucks, 3/4 Ton	0.25	0.0114	0.0011	0.0015	0.0000	0.0022	0.0002
Dozer, 300 HP	1	4.0703	0.2274	0.4873	0.0091	2.3730	1.3134
Employees	1.5						
Employee Vehicles	52.17	0.7177	0.0634	0.0589	0.0010	0.0417	0.0124
<b>B-11A</b>		<b>5.0386</b>	<b>0.3131</b>	<b>0.5673</b>	<b>0.0104</b>	<b>2.4308</b>	<b>1.3301</b>
Laborers	1						
Equipment Oper. (Med.)	1						
Pickup Trucks, 3/4 Ton	0.25	0.0114	0.0011	0.0015	0.0000	0.0022	0.0002
Dozer, 200 HP	1	4.0703	0.2274	0.4873	0.0091	2.3730	1.3134
Employees	2						
Employee Vehicles	69.57	0.9570	0.0846	0.0785	0.0013	0.0556	0.0165
<b>B-12A</b>		<b>2.1864</b>	<b>0.2262</b>	<b>0.3811</b>	<b>0.0078</b>	<b>0.1236</b>	<b>0.0383</b>
Equipment Oper (Crane)	1						
Laborers	1						
Pickup Trucks, 3/4 Ton	0.25	0.0114	0.0011	0.0015	0.0000	0.0022	0.0002
Hyd. Excavator, 1 C.Y.	1	1.2181	0.1405	0.3011	0.0064	0.0658	0.0215
Employees	2						
Employee Vehicles	69.57	0.9570	0.0846	0.0785	0.0013	0.0556	0.0165
<b>B-21</b>		<b>2.3328</b>	<b>0.1759</b>	<b>0.1962</b>	<b>0.0036</b>	<b>0.1024</b>	<b>0.0318</b>
Labor Foreman	1						
Laborers	1						
Skilled Worker	1						
Equipment Oper (Crane)	0.5						
Pickup Trucks, 3/4 Ton	0.25	0.0114	0.0011	0.0015	0.0000	0.0022	0.0002
S.P. Crane, 4x4, 5 Ton	0.5	0.6467	0.0268	0.0573	0.0012	0.0029	0.0026
Employees	3.5						
Employee Vehicles	121.74	1.6747	0.1480	0.1374	0.0023	0.0973	0.0290
<b>B-25</b>		<b>8.2556</b>	<b>0.6370</b>	<b>2.9039</b>	<b>0.0151</b>	<b>5.0235</b>	<b>2.6900</b>
Labor Foreman	1						
Laborers	7						
Equipment Oper (Med.)	3						
Asphalt Paver, 130 HP	1	0.9079	0.0810	0.8675	0.0037	0.0087	0.0080
Pickup Trucks, 3/4 Ton	0.25	0.0114	0.0011	0.0015	0.0000	0.0022	0.0002
Tandem Roller, 10 Ton	1	1.0365	0.0449	0.8015	0.0021	2.3534	1.2954
Roller, Pneum., Whl., 12 Ton	1	1.0365	0.0449	0.8015	0.0021	2.3534	1.2954
Employees	11						
Employee Vehicles	382.61	5.2633	0.4651	0.4318	0.0073	0.3058	0.0910



**Criteria Pollutants - 2016 Construction Crew Emissions Summary**

CREW	QUANTITY	EMISSIONS (LB/DAY)					
		CO	ROG	NO <sub>x</sub>	SO <sub>x</sub>	PM <sub>10</sub>	PM <sub>2.5</sub>
<b>B-26A</b>		<b>9.8105</b>	<b>0.8433</b>	<b>1.3105</b>	<b>0.0222</b>	<b>0.3566</b>	<b>0.1359</b>
Labor Foreman	1						
Laborers	6						
Equipment Oper (Med.)	2						
Rodman	1						
Cement Finisher	1						
Grader, 30,000 lbs	1	1.2113	0.1239	0.2656	0.0049	0.0133	0.0122
Pickup Trucks, 3/4 Ton	0.25	0.0114	0.0011	0.0015	0.0000	0.0022	0.0002
Concrete Paver	1	1.8046	0.1356	0.2906	0.0054	0.0145	0.0134
Belt Placer	1	0.7661	0.0699	0.1498	0.0032	0.0075	0.0069
Cure/Texture Rig	1	0.7036	0.0245	0.0524	0.0012	0.0026	0.0024
Concrete Saw	1	0.0503	0.0231	0.1187	0.0002	0.0107	0.0098
Employees	11						
Employee Vehicles	382.61	5.2633	0.4651	0.4318	0.0073	0.3058	0.0910
<b>B-33B</b>		<b>9.5284</b>	<b>0.6609</b>	<b>6.4080</b>	<b>0.0237</b>	<b>7.6793</b>	<b>2.5941</b>
Equipment Oper. (Med.)	1.25						
Laborers	0.5						
Dozer, 300 HP	1.25	5.0879	0.2843	0.6092	0.0113	2.9662	1.6418
Pickup Trucks, 3/4 Ton	0.25	0.0114	0.0011	0.0015	0.0000	0.0022	0.0002
Scraper, Towed, 10 C.Y.	1	3.5918	0.3015	5.7286	0.0112	4.6622	0.9377
Employees	1.75						
Employee Vehicles	60.87	0.8373	0.0740	0.0687	0.0012	0.0487	0.0145
<b>B-34C</b>		<b>0.4961</b>	<b>0.0455</b>	<b>0.0823</b>	<b>0.0008</b>	<b>0.0388</b>	<b>0.0092</b>
Truck Driver (heavy)	1						
Truck Tractor, 6x4, 380 H.P.	1	0.0062	0.0020	0.0416	0.0001	0.0088	0.0008
Dump Trailer, 16.5 CY	1	0.0000	0.0000	0.0000	0.0000	0.0000	0.0000
Pickup Trucks, 3/4 Ton	0.25	0.0114	0.0011	0.0015	0.0000	0.0022	0.0002
Employees	1						
Employee Vehicles	34.78	0.4785	0.0423	0.0393	0.0007	0.0278	0.0083
<b>B-36C</b>		<b>8.6525</b>	<b>0.6635</b>	<b>2.0371</b>	<b>0.0213</b>	<b>4.8953</b>	<b>2.6685</b>
Labor Foreman	1						
Equipment Oper (Med.)	3						
Truck Driver (heavy)	1						
Grader, 30,000 lbs	1	1.2113	0.1239	0.2656	0.0049	0.0133	0.0122
Dozer, 300 HP	1	4.0703	0.2274	0.4873	0.0091	2.3730	1.3134
Compactor, Roller,Vibratory, 25 Ton	1	0.9610	0.0975	1.0447	0.0039	2.3591	1.3006
Truck Tractor, 6x4, 450 HP	1	0.0062	0.0020	0.0416	0.0001	0.0088	0.0008
Pickup Trucks, 3/4 Ton	0.25	0.0114	0.0011	0.0015	0.0000	0.0022	0.0002
Water Tank Trailer, 5000 Gal	1	0.0000	0.0000	0.0000	0.0000	0.0000	0.0000
Employees	5						
Employee Vehicles	173.91	2.3924	0.2114	0.1963	0.0033	0.1390	0.0414
<b>B-38</b>		<b>7.1160</b>	<b>0.7121</b>	<b>5.5196</b>	<b>0.0255</b>	<b>1.6481</b>	<b>0.4289</b>
Labor Foreman (outside)	1						
Laborers	2						
Equipment Oper. (Light)	1						
Equipment Oper. (Med.)	1						
Backhoe Loader, 48 HP	1	0.9286	0.0342	0.6108	0.0016	0.1000	0.0180
Pickup Trucks, 3/4 Ton	0.25	0.0114	0.0011	0.0015	0.0000	0.0022	0.0002
Hyd. Hammer (1200 lbs)	1	0.8801	0.1045	0.2240	0.0048	1.0752	0.1383
FE Loader, W.M., 4 CY	1	1.6855	0.2203	4.1860	0.0094	0.3166	0.2173
Pavt. Rem. Bucket	1	1.2181	0.1405	0.3011	0.0064	0.0151	0.0138
Employees	5						
Employee Vehicles	173.91	2.3924	0.2114	0.1963	0.0033	0.1390	0.0414

**Criteria Pollutants - 2016 Construction Crew Emissions Summary**

CREW	QUANTITY	EMISSIONS (LB/DAY)					
		CO	ROG	NO <sub>x</sub>	SO <sub>x</sub>	PM <sub>10</sub>	PM <sub>2.5</sub>
<b>B-45</b>		<b>0.9901</b>	<b>0.0928</b>	<b>0.2256</b>	<b>0.0016</b>	<b>0.0885</b>	<b>0.0194</b>
Equipment Oper (Med.)	1						
Truck Driver (heavy)	1						
Dist. Tanker, 3000 Gallon	1	0.0156	0.0051	0.1040	0.0002	0.0219	0.0019
Truck Tractor, 6x4, 380 H.P.	1	0.0062	0.0020	0.0416	0.0001	0.0088	0.0008
Pickup Trucks, 3/4 Ton	0.25	0.0114	0.0011	0.0015	0.0000	0.0022	0.0002
Employees	2						
Employee Vehicles	69.57	0.9570	0.0846	0.0785	0.0013	0.0556	0.0165
<b>B-79</b>		<b>3.6418</b>	<b>0.2668</b>	<b>1.0394</b>	<b>0.0056</b>	<b>0.1701</b>	<b>0.0480</b>
Labor Foreman	1						
Laborers	3						
Truck Driver (light)	1						
Paint Thermo. Striper, TM	1	0.4016	0.0153	0.2733	0.0007	0.0016	0.0015
Heating Kettle, 115 Gallon	1	0.7507	0.0289	0.5165	0.0014	0.0031	0.0029
Flatbed Truck, Gas, 3 Ton	1	0.0062	0.0020	0.0416	0.0001	0.0088	0.0008
Pickup Trucks, 3/4 Ton	2	0.0908	0.0091	0.0118	0.0001	0.0176	0.0015
Employees	5						
Employee Vehicles	173.91	2.3924	0.2114	0.1963	0.0033	0.1390	0.0414
<b>B-8</b>		<b>6.8823</b>	<b>0.6195</b>	<b>4.7040</b>	<b>0.0174</b>	<b>0.5647</b>	<b>0.2907</b>
Labor Foreman	1						
Laborers	2						
Equipment Oper. (Med.)	2						
Equipment Oper. (Oiler)	1						
Truck Drivers (heavy)	2						
Dump Truck, 12 CY, 400 HP	2	0.0124	0.0041	0.0832	0.0001	0.0175	0.0015
Crawler Loader, 3 CY	1	1.6855	0.2203	4.1860	0.0094	0.3166	0.2173
Hyd. Crane 25 tons	1	1.3452	0.0557	0.1193	0.0025	0.0060	0.0055
Pickup Trucks, 3/4 Ton	0.25	0.0114	0.0011	0.0015	0.0000	0.0022	0.0002
Employees	8						
Employee Vehicles	278.26	3.8278	0.3383	0.3141	0.0053	0.2224	0.0662
<b>B-89</b>		<b>1.0135</b>	<b>0.1097</b>	<b>0.2388</b>	<b>0.0016</b>	<b>0.0750</b>	<b>0.0271</b>
Equipment Oper (Light)	1						
Truck Driver (light)	1						
Flatbed Truck, Gas, 3 Ton	1	0.0062	0.0020	0.0416	0.0001	0.0088	0.0008
Concrete Saw	1	0.0503	0.0231	0.1187	0.0002	0.0107	0.0098
Water Tank, 65 Gal	1	0.0000	0.0000	0.0000	0.0000	0.0000	0.0000
Employees	2						
Employee Vehicles	69.57	0.9570	0.0846	0.0785	0.0013	0.0556	0.0165
<b>Electrical (Estimated)</b>		<b>4.0219</b>	<b>0.3261</b>	<b>0.3559</b>	<b>0.0059</b>	<b>0.2063</b>	<b>0.0613</b>
Electrician Foreman	1						
Electrician	3						
Helpers	2						
Equipment Oper (Crane)	1						
S.P. Crane, 4x4, 5 Ton	0.5	0.6467	0.0268	0.0573	0.0012	0.0029	0.0026
Flatbed Truck	0.5	0.0031	0.0010	0.0208	0.0000	0.0044	0.0004
Pickup Trucks, 3/4 Ton	0.5	0.0227	0.0023	0.0030	0.0000	0.0044	0.0004
Cable Pulling Rig	0.5	0.0000	0.0000	0.0000	0.0000	0.0000	0.0000
Tensioning Rig	0.5	0.0000	0.0000	0.0000	0.0000	0.0000	0.0000
Cable Trailer	1	0.0000	0.0000	0.0000	0.0000	0.0000	0.0000
Employees	7						
Employee Vehicles	243.48	3.3494	0.2960	0.2748	0.0046	0.1946	0.0579

**Criteria Pollutants - 2016 Construction Crew Emissions Summary**

CREW	QUANTITY	EMISSIONS (LB/DAY)					
		CO	ROG	NO <sub>x</sub>	SO <sub>x</sub>	PM <sub>10</sub>	PM <sub>2.5</sub>
<b>Foundation (Estimated)</b>		<b>8.2783</b>	<b>0.7782</b>	<b>2.0123</b>	<b>0.0163</b>	<b>0.5141</b>	<b>0.1833</b>
Carpenter Foreman	1						
Carpenters	6						
Rodmen	2						
Laborers	2						
Truck Driver (heavy)	3						
Truckmixer, 10 CY	6	0.0373	0.0122	0.2496	0.0004	0.0525	0.0046
Concrete Pump	1	1.1109	0.1013	0.2172	0.0046	0.0109	0.0100
Generator	1	0.3281	0.0455	0.8647	0.0017	0.0455	0.0419
Vibrator	4	0.0806	0.0249	0.1283	0.0002	0.0115	0.0106
Pickup Trucks, 3/4 Ton	0.5	0.0227	0.0023	0.0030	0.0000	0.0044	0.0004
Employees	14						
Employee Vehicles	486.96	6.6987	0.5920	0.5496	0.0093	0.3892	0.1158
<b>Setup (Estimated)</b>		<b>3.0460</b>	<b>0.2585</b>	<b>0.3148</b>	<b>0.0052</b>	<b>0.1504</b>	<b>0.0464</b>
Labor	4						
Equipment Oper (Crane)	1						
Hyd. Crane 25 tons	0.25	0.3363	0.0139	0.0298	0.0006	0.0015	0.0014
Grader, 30,000 lbs	0.25	0.3028	0.0310	0.0664	0.0012	0.0033	0.0031
Flatbed Truck, Gas, 3 Ton	0.5	0.0031	0.0010	0.0208	0.0000	0.0044	0.0004
Pickup Trucks, 3/4 Ton	0.25	0.0114	0.0011	0.0015	0.0000	0.0022	0.0002
Employees	5						
Employee Vehicles	173.91	2.3924	0.2114	0.1963	0.0033	0.1390	0.0414

NOTES:

Quantities for employee vehicles is vehicle miles traveled (VMT), calculated as the number of employees divided by a carpool factor of 1.15 employees per vehicle and multiplied by a roundtrip distance of 40 miles  
Emissions quantified using data and methodologies presented in this appendix and associated attachments.

SOURCES: Ricondo & Associates, 2015; URS Corporation, 2012 and MARRS Services, Inc., 2012 (crew equipment, employees, and quantities).  
PREPARED BY: Ricondo & Associates, Inc., March 2015.

---

# Attachment A.1

---

## Construction – Criteria Pollutant and Greenhouse Gas Emissions Calculations

- Criteria Pollutants – On-Site Equipment Emission Factors

**Criteria Pollutants - On-Site Equipment Emission Factors**

OFF-ROAD ON-SITE EQUIPMENT	OFFROAD2007 CATEGORY	OFFROAD2007 EMISSION FACTOR (LB/HP-HR) - 2016 <sup>1/</sup>		FULLY LOADED EMISSION FACTOR (LB/DAY) - 2016 <sup>2/</sup>	
		CO	SO <sub>x</sub>	CO	SO <sub>x</sub>
Asphalt Paver, 130 HP	Pavers	0.0035	0.00001	0.9079	0.0037
Backhoe Loader, 48 HP	Tractors/Loaders/Backhoes	0.0084	0.00001	0.9286	0.0016
Belt Placer	Paving Equipment	0.0034	0.00001	0.7661	0.0032
Compactor, Roller,Vibratory, 25 Ton	Rollers	0.0030	0.00001	0.9610	0.0039
Concrete Paver	Pavers	0.0041	0.00001	1.8046	0.0054
Concrete Pump	Paving Equipment	0.0034	0.00001	1.1109	0.0046
Concrete Saw	Concrete/Industrial Saws	0.0052	0.00002	0.0503	0.0002
Crawler Loader, 3 CY	Tractors/Loaders/Backhoes	0.0025	0.00001	1.6855	0.0094
Cure/Texture Rig	Paving Equipment	0.0089	0.00001	0.7036	0.0012
Dozer, 200 HP	Rubber Tired Dozers	0.0055	0.00001	4.0703	0.0091
Dozer, 300 HP	Rubber Tired Dozers	0.0055	0.00001	4.0703	0.0091
FE Loader, W.M., 4 CY	Tractors/Loaders/Backhoes	0.0025	0.00001	1.6855	0.0094
Generator	Generator Sets	0.0024	0.00001	0.3281	0.0017
Grader, 30,000 lbs	Graders	0.0030	0.00001	1.2113	0.0049
Heating Kettle, 115 Gallon	Other Construction Equipment	0.0080	0.00001	0.7507	0.0014
Hyd. Crane 25 tons	Cranes	0.0075	0.00001	1.3452	0.0025
Hyd. Excavator, 1 C.Y.	Excavators	0.0027	0.00001	1.2181	0.0064
Hyd. Hammer (1200 lbs)	Crushing/Proc. Equipment	0.0026	0.00001	0.8801	0.0048
Paint Thermo. Striper, TM	Surfacing Equipment	0.0081	0.00001	0.4016	0.0007
Pavt. Rem. Bucket	Excavators	0.0027	0.00001	1.2181	0.0064
Roller, Pneum., Whl., 12 Ton	Rollers	0.0071	0.00001	1.0365	0.0021
S.P. Crane, 4x4, 5 Ton	Cranes	0.0075	0.00001	1.2934	0.0024
Scraper, Towed, 10 C.Y.	Scrapers	0.0039	0.00001	3.5918	0.0112
Tandem Roller, 10 Ton	Rollers	0.0071	0.00001	1.0365	0.0021
Vibrator	Plate Compactors	0.0077	0.00002	0.0201	0.0001

ON-ROAD ON-SITE EQUIPMENT	EMFAC2011 CATEGORY	EMFAC2011 EMISSION FACTOR (G/VEH-MI) - 2016 <sup>3/</sup>		FULLY LOADED EMISSION FACTOR (LB/DAY) - 2016 <sup>4/</sup>	
		CO	SO <sub>x</sub>	CO	SO <sub>x</sub>
Flatbed Truck	T7 single construction	1.4110	0.0168	0.0062	0.0001
Pickup Truck	LHD2 (light-heavy-duty truck)	10.3011	0.0126	0.0454	0.0001
Dump Truck	T7 single construction	1.4110	0.0168	0.0062	0.0001
Transit Mixer	T7 single construction	1.4110	0.0168	0.0062	0.0001
Truck Tractor	T7 single construction	1.4110	0.0168	0.0062	0.0001
Water Truck	T7 single construction	1.4110	0.0168	0.0062	0.0001

Notes:

CO = carbon monoxide; SO<sub>x</sub> = sulfur oxides; lb/hp-hr = pounds per horsepower-hour; lb/day = pounds per day; g/veh-mi = grams per vehicle-mile.

1/ Emission factors as derived from OFFROAD2007.

2/ Fully loaded emission factors in pounds per day derived by multiplying OFFROAD2007 emission factor by equipment horsepower, load factor, and efficiency factor, assuming 8 hours per day.

3/ EMFAC2011 emission factors for CO and SO<sub>x</sub> include running and idling emissions (and starting emissions for gasoline vehicles), assuming a speed of 20 miles per hour.

4/ Fully loaded emission factors in pounds per day derived by converting EMFAC2011 emission factor to pounds and multiplying by efficiency factor and miles traveled per day per vehicle.

SOURCES: Ricondo & Associates, Inc., 2015; CARB OFFROAD2007; CARB EMFAC2011.

PREPARED BY: Ricondo & Associates, Inc., March 2015.

**Criteria Pollutants - On-Site Equipment Emission Factors**

OFF-ROAD ON-SITE EQUIPMENT	USEPA Tiered Emissions Standards	EMISSION FACTOR (LB/HP-HR) - 2016 <sup>1/</sup>				FULLY LOADED EMISSION FACTOR (LB/DAY) - 2016 <sup>2/</sup>			
		ROG	NO <sub>x</sub>	PM <sub>10</sub>	PM <sub>2.5</sub>	ROG	NO <sub>x</sub>	PM <sub>10</sub>	PM <sub>2.5</sub>
Asphalt Paver, 130 HP	Tier 4	0.0003	0.0033	0.00003	0.00003	0.0810	0.8675	0.0087	0.0080
Backhoe Loader, 48 HP	Tier 4	0.0003	0.0055	0.00003	0.00003	0.0342	0.6108	0.1000	0.0180
Belt Placer	Tier 4f	0.0003	0.0007	0.00003	0.00003	0.0699	0.1498	0.0075	0.0069
Compactor, Roller,Vibratory, 25 Ton	Tier 4	0.0003	0.0033	0.00003	0.00003	0.0975	1.0447	2.3591	1.3006
Concrete Paver	Tier 4f	0.0003	0.0007	0.00003	0.00003	0.1356	0.2906	0.0145	0.0134
Concrete Pump	Tier 4f	0.0003	0.0007	0.00003	0.00003	0.1013	0.2172	0.0109	0.0100
Concrete Saw	OFFROAD2011 emission factor	0.0024	0.0122	0.00110	0.00101	0.0231	0.1187	0.0107	0.0098
Crawler Loader, 3 CY	Tier 3	0.0003	0.0063	0.00033	0.00030	0.2203	4.1860	0.3166	0.2173
Cure/Texture Rig	Tier 4f	0.0003	0.0007	0.00003	0.00003	0.0245	0.0524	0.0026	0.0024
Dozer, 200 HP	Tier 4f	0.0003	0.0007	0.00003	0.00003	0.2274	0.4873	2.3730	1.3134
Dozer, 300 HP	Tier 4f	0.0003	0.0007	0.00003	0.00003	0.2274	0.4873	2.3730	1.3134
FE Loader, W.M., 4 CY	Tier 3	0.0003	0.0063	0.00033	0.00030	0.2203	4.1860	0.3166	0.2173
Generator	Tier 3	0.0003	0.0063	0.00033	0.00030	0.0455	0.8647	0.0455	0.0419
Grader, 30,000 lbs	Tier 4f	0.0003	0.0007	0.00003	0.00003	0.1239	0.2656	0.0133	0.0122
Heating Kettle, 115 Gallon	Tier 4	0.0003	0.0055	0.00003	0.00003	0.0289	0.5165	0.0031	0.0029
Hyd. Crane 25 tons	Tier 4f	0.0003	0.0007	0.00003	0.00003	0.0557	0.1193	0.0060	0.0055
Hyd. Excavator, 1 C.Y.	Tier 4f	0.0003	0.0007	0.00003	0.00003	0.1405	0.3011	0.0658	0.0215
Hyd. Hammer (1200 lbs)	Tier 4f	0.0003	0.0007	0.00003	0.00003	0.1045	0.2240	1.0752	0.1383
Paint Thermo. Striper, TM	Tier 4	0.0003	0.0055	0.00003	0.00003	0.0153	0.2733	0.0016	0.0015
Pavt. Rem. Bucket	Tier 4f	0.0003	0.0007	0.00003	0.00003	0.1405	0.3011	0.0151	0.0138
Roller, Pneum., Whl., 12 Ton	Tier 4	0.0003	0.0055	0.00003	0.00003	0.0449	0.8015	2.3534	1.2954
S.P. Crane, 4x4, 5 Ton	Tier 4f	0.0003	0.0007	0.00003	0.00003	0.0535	0.1147	0.0057	0.0053
Scraper, Towed, 10 C.Y.	Tier 3	0.0003	0.0063	0.00033	0.00030	0.3015	5.7286	4.6622	0.9377
Tandem Roller, 10 Ton	Tier 4	0.0003	0.0055	0.00003	0.00003	0.0449	0.8015	2.3534	1.2954
Vibrator	OFFROAD2011 emission factor	0.0024	0.0122	0.00110	0.00101	0.0062	0.0321	0.0029	0.0027

ON-ROAD ON-SITE EQUIPMENT	EMFAC2011 CATEGORY	EMFAC2011 EMISSION FACTOR (G/VEH-MI) - 2016 <sup>3/</sup>				FULLY LOADED EMISSION FACTOR (LB/DAY) - 2016 <sup>4/</sup>			
		ROG	NO <sub>x</sub>	PM <sub>10</sub>	PM <sub>2.5</sub>	ROG	NO <sub>x</sub>	PM <sub>10</sub>	PM <sub>2.5</sub>
Flatbed Truck	T7 single construction	0.4600	9.4360	0.2830	0.2253	0.0020	0.0416	0.0088	0.0008
Pickup Truck	LHD2 (light-heavy-duty truck)	1.0363	1.3425	0.0550	0.0272	0.0046	0.0059	0.0088	0.0007
Dump Truck	T7 single construction	0.4600	9.4360	0.2830	0.2253	0.0020	0.0416	0.0088	0.0008
Transit Mixer	T7 single construction	0.4600	9.4360	0.2830	0.2253	0.0020	0.0416	0.0088	0.0008
Truck Tractor	T7 single construction	0.4600	9.4360	0.2830	0.2253	0.0020	0.0416	0.0088	0.0008
Water Truck	T7 single construction	0.4600	9.4360	0.2830	0.2253	0.0020	0.0416	0.0088	0.0008

Notes:

USEPA = U.S. Environmental Protection Agency; ROG = reactive organic gases; NO<sub>x</sub> = nitrogen oxides; PM<sub>10</sub> = respirable particulate matter; PM<sub>2.5</sub> = fine particulate matter; lb/hp-hr = pounds per horsepower-hour; lb/day = pounds per day; g/veh-mi = grams per vehicle-mile.

1/ For diesel equipment greater than 50 horsepower, Tier 4 (interim or final) emissions standards are assumed. OFFROAD2011 emission factors assumed for diesel equipment less than 50 horsepower.

2/ Fully loaded emission factors derived by multiplying the emission factor by equipment horsepower, load factor, and efficiency factor, assuming 10 hours per day.

For PM10 and PM2.5, daily emissions account for fugitive dust and applicable reductions due to emissions control devices. See table above for assumed emission reductions due to emissions control devices.

3/ EMFAC2011 emission factors for ROG include running and idling emissions (and starting, diurnal, hot soak, running, and resting emissions for gasoline vehicles), assuming a speed of 20 miles per hour.

EMFAC2011 emission factors for NO<sub>x</sub> include running and idling emissions (and starting emissions for gasoline vehicles), assuming a speed of 20 miles per hour.

EMFAC2011 emission factors for PM<sub>10</sub> include running, idling, break wear, and tire wear emissions (and starting emissions for gasoline vehicles), assuming a speed of 20 miles per hour.

4/ Fully loaded emission factors derived by converting EMFAC2011 emission factor to pounds and multiplying by efficiency factor.

SOURCES: Ricondo & Associates, Inc., 2015; CARB OFFROAD2011; tiered emission standards from SCAQMD: [www.aqmd.gov/ceqa/handbook/mitigation/offroad/TableII.xls](http://www.aqmd.gov/ceqa/handbook/mitigation/offroad/TableII.xls).

PREPARED BY: Ricondo & Associates, Inc., March 2015.

---

# Attachment A.1

---

## Construction – Criteria Pollutant and Greenhouse Gas Emissions Calculations

- Criteria Pollutants – On-Site Equipment Emissions
  - 2016 Off-Road On-Site Equipment Emissions
  - 2016 On-Road On-Site Equipment Emissions

**Criteria Pollutants - 2016 Off-Road On-Site Equipment Emissions**

CARBON MONOXIDE (LB/DAY)												
DAY	JAN	FEB	MAR	APR	MAY	JUN	JUL	AUG	SEP	OCT	NOV	DEC
1	4.47	38.61	41.05	3.73	0.00	13.61	5.83	9.18	4.60		13.79	9.97
2		38.61	41.05		17.67	13.61		9.18	4.60		14.69	9.97
3		38.61	41.05		17.67	13.61		9.18		46.21	14.69	
4	4.47	38.61	41.05	3.73	11.14		5.83	9.18		46.21	14.69	
5	14.25	38.61		3.73	11.14		0.00	9.18	4.60	11.24		6.24
6	14.25			79.41	11.14	13.61	0.00		4.60	11.24		6.24
7	14.25		41.05	79.41		13.61	4.61		4.60	11.24	14.69	12.49
8	0.00	38.61	41.05	79.41		13.61	4.61	9.18	4.60		14.69	6.24
9		38.61	3.73		5.18	13.61		9.18	4.60		14.69	6.24
10		38.61	3.73		5.18	13.61		5.50		11.24	14.69	
11	0.00	38.61	3.73	79.41	6.11		4.61	5.50		11.24	13.60	
12	0.00	38.61		79.41	15.18		4.61	5.50	4.60	11.24		9.22
13	38.61			79.41	15.18	13.61	4.61		4.60	11.24		2.98
14	38.61		3.73	79.41		13.61	4.61		4.60	13.79	13.60	2.98
15	38.61	38.61	3.73	79.41		13.61	0.00	5.50	4.60		13.60	2.98
16		38.61	3.73		15.18	6.24		5.50	4.60		13.60	3.33
17		38.61	3.73		15.18	6.24		5.50		13.79	13.60	
18	38.61	38.61	3.73	79.41	14.54		0.00	5.50		13.79	10.62	
19	38.61	38.61		5.83	14.54		0.00	5.50	4.60	13.79		0.35
20	38.61			14.61	14.54	6.24	0.00		4.60	13.79		0.35
21	38.61		3.73	14.61		6.24	0.64		46.21	13.79	10.62	0.35
22	38.61	38.61	3.73	14.61		6.24	0.64	5.50	46.21		10.62	0.35
23		38.61	3.73		14.54	6.24		5.50	46.21		10.62	0.35
24		41.05	3.73		14.54	6.24		3.08		13.79	10.62	
25	38.61	41.05	3.73	14.61	14.54		2.04	3.08		13.79	10.62	
26	38.61	41.05		14.61	14.54		2.04	3.08	46.21	13.79		0.35
27	38.61			15.36	14.54	6.24	11.21		46.21	13.79		0.35
28	38.61		3.73	15.36		6.24	9.18		46.21	13.79	10.62	0.35
29	38.61	41.05	3.73	15.36		5.83	9.18	4.60	46.21		10.62	0.35
30		-----	3.73		14.54	5.83		4.60	46.21		9.97	
31		-----	3.73	-----	14.54	-----		4.60	-----	13.79	-----	
Max (lb/day)	38.61	41.05	41.05	79.41	17.67	13.61	11.21	9.18	46.21	46.21	14.69	12.49
Monthly (lb)	553.64	820.59	309.69	850.82	291.34	217.53	74.24	142.29	434.13	336.55	279.57	82.01
Quarter (lb)	1,683.92			1,359.70			650.65			698.13		
Total (lb)	4,392.40											

NOTES:

lb/day = pounds per day; black shaded cells represent max daily emissions.

Workdays assume a 5-day-per-week workweek; blank cells represent weekends (no work assumed).

SOURCE: Ricondo & Associates, Inc., 2015, based on sources and methodologies depicted in previous tables in this section.

PREPARED BY: Ricondo & Associates, Inc., March 2015.



**Criteria Pollutants - 2016 Off-Road On-Site Equipment Emissions**

REACTIVE ORGANIC GASES (LB/DAY)												
DAY	JAN	FEB	MAR	APR	MAY	JUN	JUL	AUG	SEP	OCT	NOV	DEC
1	0.31	4.12	4.40	0.33	0.00	1.13	0.38	0.86	0.48		1.01	0.76
2		4.12	4.40		1.30	1.13		0.86	0.48		1.01	0.76
3		4.12	4.40		1.30	1.13		0.86		3.15	1.01	
4	0.31	4.12	4.40	0.33	0.75		0.38	0.86		3.15	1.01	
5	0.80	4.12		0.33	0.75		0.00	0.86	0.48	0.95		0.45
6	0.80			5.33	0.75	1.13	0.00		0.48	0.95		0.45
7	0.80		4.40	5.33		1.13	0.18		0.48	0.95	1.01	0.90
8	0.00	4.12	4.40	5.33		1.13	0.18	0.86	0.48		1.01	0.45
9		4.12	0.33		0.40	1.13		0.86	0.48		1.01	0.45
10		4.12	0.33		0.40	1.13		0.55		0.95	1.01	
11	0.00	4.12	0.33	5.33	0.44		0.18	0.55		0.95	0.96	
12	0.00	4.12		5.33	1.19		0.18	0.55	0.48	0.95		0.62
13	4.12			5.33	1.19	1.13	0.18		0.48	0.95		0.17
14	4.12		0.33	5.33		1.13	0.18		0.48	1.01	0.96	0.17
15	4.12	4.12	0.33	5.33		1.13	0.00	0.55	0.48		0.96	0.17
16		4.12	0.33		1.19	0.45		0.55	0.48		0.96	0.18
17		4.12	0.33		1.19	0.45		0.55		1.01	0.96	
18	4.12	4.12	0.33	5.33	1.17		0.00	0.55		1.01	0.79	
19	4.12	4.12		0.43	1.17		0.00	0.55	0.48	1.01		0.01
20	4.12			1.40	1.17	0.45	0.00		0.48	1.01		0.01
21	4.12		0.33	1.40		0.45	0.04		3.15	1.01	0.79	0.01
22	4.12	4.12	0.33	1.40		0.45	0.04	0.55	3.15		0.79	0.01
23		4.12	0.33		1.17	0.45		0.55	3.15		0.79	0.01
24		4.40	0.33		1.17	0.45		0.31		1.01	0.79	
25	4.12	4.40	0.33	1.40	1.17		0.11	0.31		1.01	0.79	
26	4.12	4.40		1.40	1.17		0.11	0.31	3.15	1.01		0.01
27	4.12			0.97	1.17	0.45	0.97		3.15	1.01		0.01
28	4.12		0.33	0.97		0.45	0.86		3.15	1.01	0.79	0.01
29	4.12	4.40	0.33	0.97		0.38	0.86	0.48	3.15		0.79	0.01
30		-----	0.33		1.17	0.38		0.48	3.15		0.76	
31		-----	0.33	-----	1.17	-----		0.48	-----	1.01	-----	
Max (lb/day)	4.12	4.40	4.40	5.33	1.30	1.13	0.97	0.86	3.15	3.15	1.01	0.90
Monthly (lb)	56.56	87.61	32.08	59.30	22.50	17.24	4.82	13.89	31.95	25.07	19.93	5.65
Quarter (lb)	176.25			99.04			50.65			50.65		
Total (lb)	376.59											

NOTES:

lb/day = pounds per day; black shaded cells represent max daily emissions.

Workdays assume a 5-day-per-week workweek; blank cells represent weekends (no work assumed).

SOURCE: Ricondo & Associates, Inc., 2015, based on sources and methodologies depicted in previous tables in this section.

PREPARED BY: Ricondo & Associates, Inc., March 2015.

**Criteria Pollutants - 2016 Off-Road On-Site Equipment Emissions**

NITROGEN OXIDES (LB/DAY)												
DAY	JAN	FEB	MAR	APR	MAY	JUN	JUL	AUG	SEP	OCT	NOV	DEC
1	0.67	43.16	43.76	0.72	0.00	2.63	5.01	9.93	1.87		2.30	1.83
2		43.16	43.76		4.53	2.63		9.93	1.87		2.38	1.83
3		43.16	43.76		4.53	2.63		9.93		33.01	2.38	
4	0.67	43.16	43.76	0.72	5.88		5.01	9.93		33.01	2.38	
5	1.71	43.16		0.72	5.88		0.00	9.93	1.87	3.02		1.80
6	1.71			57.15	5.88	2.63	0.00		1.87	3.02		1.80
7	1.71		43.76	57.15		2.63	3.16		1.87	3.02	2.38	3.60
8	0.00	43.16	43.76	57.15		2.63	3.16	9.93	1.87		2.38	1.80
9		43.16	0.72		0.93	2.63		9.93	1.87		2.38	1.80
10		43.16	0.72		0.93	2.63		5.57		3.02	2.38	
11	0.00	43.16	0.72	57.15	1.55		3.16	5.57		3.02	4.36	
12	0.00	43.16		57.15	3.30		3.16	5.57	1.87	3.02		4.27
13	43.16			57.15	3.30	2.63	3.16		1.87	3.02		2.47
14	43.16		0.72	57.15		2.63	3.16		1.87	2.30	4.36	2.47
15	43.16	43.16	0.72	57.15		2.63	0.00	5.57	1.87		4.36	2.47
16		43.16	0.72		3.30	1.80		5.57	1.87		4.36	2.71
17		43.16	0.72		3.30	1.80		5.57		2.30	4.36	
18	43.16	43.16	0.72	57.15	3.24		0.00	5.57		2.30	1.89	
19	43.16	43.16		0.99	3.24		0.00	5.57	1.87	2.30		0.24
20	43.16			11.58	3.24	1.80	0.00		1.87	2.30		0.24
21	43.16		0.72	11.58		1.80	0.10		33.01	2.30	1.89	0.24
22	43.16	43.16	0.72	11.58		1.80	0.10	5.57	33.01		1.89	0.24
23		43.16	0.72		3.24	1.80		5.57	33.01		1.89	0.24
24		43.76	0.72		3.24	1.80		0.66		2.30	1.89	
25	43.16	43.76	0.72	11.58	3.24		0.24	0.66		2.30	1.89	
26	43.16	43.76		11.58	3.24		0.24	0.66	33.01	2.30		0.24
27	43.16			2.15	3.24	1.80	10.17		33.01	2.30		0.24
28	43.16		0.72	2.15		1.80	9.93		33.01	2.30	1.89	0.24
29	43.16	43.76	0.72	2.15		5.01	9.93	1.87	33.01		1.89	0.24
30		-----	0.72		3.24	5.01		1.87	33.01		1.83	
31		-----	0.72	-----	3.24	-----		1.87	-----	2.30	-----	
Max (lb/day)	43.16	43.76	43.76	57.15	5.88	5.01	10.17	9.93	33.01	33.01	4.36	4.27
Monthly (lb)	567.51	908.72	274.75	581.88	75.72	55.14	59.68	132.77	290.28	114.77	57.74	30.98
Quarter (lb)	1,750.98			712.74			482.74			203.48		
Total (lb)	3,149.94											

NOTES:

lb/day = pounds per day; black shaded cells represent max daily emissions.

Workdays assume a 5-day-per-week workweek; blank cells represent weekends (no work assumed).

SOURCE: Ricondo & Associates, Inc., 2015, based on sources and methodologies depicted in previous tables in this section.

PREPARED BY: Ricondo & Associates, Inc., March 2015.

**Criteria Pollutants - 2016 Off-Road On-Site Equipment Emissions**

SULFUR OXIDES (LB/DAY)												
DAY	JAN	FEB	MAR	APR	MAY	JUN	JUL	AUG	SEP	OCT	NOV	DEC
1	0.01	0.18	0.19	0.02	0.00	0.04	0.02	0.04	0.02		0.04	0.03
2		0.18	0.19		0.05	0.04		0.04	0.02		0.04	0.03
3		0.18	0.19		0.05	0.04		0.04		0.12	0.04	
4	0.01	0.18	0.19	0.02	0.03		0.02	0.04		0.12	0.04	
5	0.03	0.18		0.02	0.03		0.00	0.04	0.02	0.04		0.02
6	0.03			0.21	0.03	0.04	0.00		0.02	0.04		0.02
7	0.03		0.19	0.21		0.04	0.01		0.02	0.04	0.04	0.04
8	0.00	0.18	0.19	0.21		0.04	0.01	0.04	0.02		0.04	0.02
9		0.18	0.02		0.02	0.04		0.04	0.02		0.04	0.02
10		0.18	0.02		0.02	0.04		0.02		0.04	0.04	
11	0.00	0.18	0.02	0.21	0.02		0.01	0.02		0.04	0.04	
12	0.00	0.18		0.21	0.05		0.01	0.02	0.02	0.04		0.03
13	0.18			0.21	0.05	0.04	0.01		0.02	0.04		0.01
14	0.18		0.02	0.21		0.04	0.01		0.02	0.04	0.04	0.01
15	0.18	0.18	0.02	0.21		0.04	0.00	0.02	0.02		0.04	0.01
16		0.18	0.02		0.05	0.02		0.02	0.02		0.04	0.01
17		0.18	0.02		0.05	0.02		0.02		0.04	0.04	
18	0.18	0.18	0.02	0.21	0.05		0.00	0.02		0.04	0.03	
19	0.18	0.18		0.02	0.05		0.00	0.02	0.02	0.04		0.00
20	0.18			0.06	0.05	0.02	0.00		0.02	0.04		0.00
21	0.18		0.02	0.06		0.02	0.00		0.12	0.04	0.03	0.00
22	0.18	0.18	0.02	0.06		0.02	0.00	0.02	0.12		0.03	0.00
23		0.18	0.02		0.05	0.02		0.02	0.12		0.03	0.00
24		0.19	0.02		0.05	0.02		0.01		0.04	0.03	
25	0.18	0.19	0.02	0.06	0.05		0.00	0.01		0.04	0.03	
26	0.18	0.19		0.06	0.05		0.00	0.01	0.12	0.04		0.00
27	0.18			0.04	0.05	0.02	0.04		0.12	0.04		0.00
28	0.18		0.02	0.04		0.02	0.04		0.12	0.04	0.03	0.00
29	0.18	0.19	0.02	0.04		0.02	0.04	0.02	0.12		0.03	0.00
30		-----	0.02		0.05	0.02		0.02	0.12		0.03	
31		-----	0.02	-----	0.05	-----		0.02	-----	0.04	-----	
Max (lb/day)	0.18	0.19	0.19	0.21	0.05	0.04	0.04	0.04	0.12	0.12	0.04	0.04
Monthly (lb)	2.46	3.82	1.41	2.33	0.90	0.69	0.21	0.60	1.26	0.99	0.79	0.23
Quarter (lb)	7.70			3.92			2.08			2.01		
Total (lb)	15.69											

NOTES:

lb/day = pounds per day; black shaded cells represent max daily emissions.

Workdays assume a 5-day-per-week workweek; blank cells represent weekends (no work assumed).

SOURCE: Ricondo & Associates, Inc., 2015, based on sources and methodologies depicted in previous tables in this section.

PREPARED BY: Ricondo & Associates, Inc., March 2015.

**Criteria Pollutants - 2016 Off-Road On-Site Equipment Emissions**

RESPIRABLE PARTICULATE MATTER (LB/DAY)												
DAY	JAN	FEB	MAR	APR	MAY	JUN	JUL	AUG	SEP	OCT	NOV	DEC
1	0.03	12.34	12.47	0.14	0.00	0.15	7.09	2.17	0.20		2.47	0.11
2		12.34	12.47		9.54	0.15		2.17	0.20		2.48	0.11
3		12.34	12.47		9.54	0.15		2.17		38.22	2.48	
4	0.03	12.34	12.47	0.14	9.48		7.09	2.17		38.22	2.48	
5	8.31	12.34		0.14	9.48		0.00	2.17	0.20	0.17		4.75
6	8.31			68.66	9.48	0.15	0.00		0.20	0.17		4.75
7	8.31		12.47	68.66		0.15	0.02		0.20	0.17	2.48	9.49
8	0.00	12.34	12.47	68.66		0.15	0.02	2.17	0.20		2.48	4.75
9		12.34	0.14		0.05	0.15		2.17	0.20		2.48	4.75
10		12.34	0.14		0.05	0.15		1.85		0.17	2.48	
11	0.00	12.34	0.14	68.66	0.15		0.02	1.85		0.17	4.82	
12	0.00	12.34		68.66	0.25		0.02	1.85	0.20	0.17		9.46
13	12.34			68.66	0.25	0.15	0.02		0.20	0.17		4.72
14	12.34		0.14	68.66		0.15	0.02		0.20	2.47	4.82	4.72
15	12.34	12.34	0.14	68.66		0.15	0.00	1.85	0.20		4.82	4.72
16		12.34	0.14		0.25	4.75		1.85	0.20		4.82	4.72
17		12.34	0.14		0.25	4.75		1.85		2.47	4.82	
18	12.34	12.34	0.14	68.66	0.25		0.00	1.85		2.47	0.11	
19	12.34	12.34		0.05	0.25		0.00	1.85	0.20	2.47		0.00
20	12.34			3.07	0.25	4.75	0.00		0.20	2.47		0.00
21	12.34		0.14	3.07		4.75	0.00		38.22	2.47	0.11	0.00
22	12.34	12.34	0.14	3.07		4.75	0.00	1.85	38.22		0.11	0.00
23		12.34	0.14		0.25	4.75		1.85	38.22		0.11	0.00
24		12.47	0.14		0.25	4.75		0.13		2.47	0.11	
25	12.34	12.47	0.14	3.07	0.25		1.19	0.13		2.47	0.11	
26	12.34	12.47		3.07	0.25		1.19	0.13	38.22	2.47		0.00
27	12.34			5.98	0.25	4.75	3.36		38.22	2.47		0.00
28	12.34		0.14	5.98		4.75	2.17		38.22	2.47	0.11	0.00
29	12.34	12.47	0.14	5.98		7.09	2.17	0.20	38.22		0.11	0.00
30		-----	0.14		0.25	7.09		0.20	38.22		0.11	
31		-----	0.14	-----	0.25	-----		0.20	-----	2.47	-----	
Max (lb/day)	12.34	12.47	12.47	68.66	9.54	7.09	7.09	2.17	38.22	38.22	4.82	9.49
Monthly (lb)	185.43	259.71	77.18	651.70	51.24	58.48	24.37	34.68	308.56	107.28	44.94	57.02
Quarter (lb)	522.31			761.42			367.61			209.25		
Total (lb)	1,860.59											

NOTES:

lb/day = pounds per day; black shaded cells represent max daily emissions.

Workdays assume a 5-day-per-week workweek; blank cells represent weekends (no work assumed).

SOURCE: Ricondo & Associates, Inc., 2015, based on sources and methodologies depicted in previous tables in this section.

PREPARED BY: Ricondo & Associates, Inc., March 2015.

**Criteria Pollutants - 2016 Off-Road On-Site Equipment Emissions**

FINE PARTICULATE MATTER (LB/DAY)												
DAY	JAN	FEB	MAR	APR	MAY	JUN	JUL	AUG	SEP	OCT	NOV	DEC
1	0.03	3.38	3.43	0.05	0.00	0.13	3.91	0.95	0.11		1.41	0.10
2		3.38	3.43		5.30	0.13		0.95	0.11		1.41	0.10
3		3.38	3.43		5.30	0.13		0.95		12.97	1.41	
4	0.03	3.38	3.43	0.05	5.24		3.91	0.95		12.97	1.41	
5	4.60	3.38		0.05	5.24		0.00	0.95	0.11	0.15		2.63
6	4.60			23.22	5.24	0.13	0.00		0.11	0.15		2.63
7	4.60		3.43	23.22		0.13	0.02		0.11	0.15	1.41	5.25
8	0.00	3.38	3.43	23.22		0.13	0.02	0.95	0.11		1.41	2.63
9		3.38	0.05		0.05	0.13		0.95	0.11		1.41	2.63
10		3.38	0.05		0.05	0.13		0.73		0.15	1.41	
11	0.00	3.38	0.05	23.22	0.07		0.02	0.73		0.15	2.70	
12	0.00	3.38		23.22	0.15		0.02	0.73	0.11	0.15		5.23
13	3.38			23.22	0.15	0.13	0.02		0.11	0.15		2.60
14	3.38		0.05	23.22		0.13	0.02		0.11	1.41	2.70	2.60
15	3.38	3.38	0.05	23.22		0.13	0.00	0.73	0.11		2.70	2.60
16		3.38	0.05		0.15	2.63		0.73	0.11		2.70	2.60
17		3.38	0.05		0.15	2.63		0.73		1.41	2.70	
18	3.38	3.38	0.05	23.22	0.15		0.00	0.73		1.41	0.10	
19	3.38	3.38		0.05	0.15		0.00	0.73	0.11	1.41		0.00
20	3.38			0.82	0.15	2.63	0.00		0.11	1.41		0.00
21	3.38		0.05	0.82		2.63	0.00		12.97	1.41	0.10	0.00
22	3.38	3.38	0.05	0.82		2.63	0.00	0.73	12.97		0.10	0.00
23		3.38	0.05		0.15	2.63		0.73	12.97		0.10	0.00
24		3.43	0.05		0.15	2.63		0.05		1.41	0.10	
25	3.38	3.43	0.05	0.82	0.15		0.66	0.05		1.41	0.10	
26	3.38	3.43		0.82	0.15		0.66	0.05	12.97	1.41		0.00
27	3.38			3.33	0.15	2.63	1.61		12.97	1.41		0.00
28	3.38		0.05	3.33		2.63	0.95		12.97	1.41	0.10	0.00
29	3.38	3.43	0.05	3.33		3.91	0.95	0.11	12.97		0.10	0.00
30		-----	0.05		0.15	3.91		0.11	12.97		0.10	
31		-----	0.05	-----	0.15	-----		0.11	-----	1.41	-----	
Max (lb/day)	4.60	3.43	3.43	23.22	5.30	3.91	3.91	0.95	12.97	12.97	2.70	5.25
Monthly (lb)	57.83	71.21	21.38	223.28	28.63	32.93	12.76	14.38	105.24	43.88	25.69	31.59
Quarter (lb)	150.41			284.85			132.38			101.16		
Total (lb)	668.79											

NOTES:

lb/day = pounds per day; black shaded cells represent max daily emissions.

Workdays assume a 5-day-per-week workweek; blank cells represent weekends (no work assumed).

SOURCE: Ricondo & Associates, Inc., 2015, based on sources and methodologies depicted in previous tables in this section.

PREPARED BY: Ricondo & Associates, Inc., March 2015.

**Criteria Pollutants - 2016 On-Road On-Site Equipment Emissions**

CARBON MONOXIDE (LB/DAY)												
DAY	JAN	FEB	MAR	APR	MAY	JUN	JUL	AUG	SEP	OCT	NOV	DEC
1	0.10	0.14	0.20	0.11	0.00	0.03	0.03	0.09	0.14		0.06	0.03
2		0.14	0.20		0.07	0.03		0.09	0.14		0.07	0.03
3		0.14	0.20		0.07	0.03		0.09		0.15	0.07	
4	0.10	0.14	0.20	0.11	0.06		0.03	0.09		0.15	0.07	
5	0.04	0.14		0.11	0.06		0.07	0.09	0.14	0.11		0.02
6	0.04			0.14	0.06	0.03	0.07		0.14	0.11		0.02
7	0.04		0.20	0.14		0.03	0.39		0.14	0.11	0.07	0.04
8	0.01	0.14	0.20	0.14		0.03	0.39	0.09	0.14		0.07	0.02
9		0.14	0.11		0.10	0.03		0.09	0.14		0.07	0.02
10		0.14	0.11		0.10	0.03		0.05		0.11	0.07	
11	0.01	0.14	0.11	0.14	0.05		0.39	0.05		0.11	0.07	
12	0.01	0.14		0.14	0.07		0.39	0.05	0.14	0.11		0.03
13	0.15			0.14	0.07	0.03	0.39		0.14	0.11		0.01
14	0.15		0.11	0.14		0.03	0.39		0.14	0.06	0.07	0.01
15	0.15	0.14	0.11	0.14		0.03	0.00	0.05	0.14		0.07	0.01
16		0.14	0.11		0.07	0.02		0.05	0.14		0.07	0.04
17		0.14	0.11		0.07	0.02		0.05		0.06	0.07	
18	0.14	0.14	0.11	0.14	0.05		0.00	0.05		0.06	0.06	
19	0.14	0.14		0.05	0.05		0.00	0.05	0.14	0.06		0.03
20	0.14			0.06	0.05	0.02	0.00		0.14	0.06		0.03
21	0.14		0.11	0.06		0.02	0.01		0.15	0.06	0.06	0.03
22	0.14	0.14	0.11	0.06		0.02	0.03	0.05	0.15		0.06	0.03
23		0.14	0.11		0.05	0.02		0.05	0.15		0.06	0.03
24		0.20	0.11		0.05	0.02		0.10		0.06	0.06	
25	0.14	0.20	0.11	0.06	0.05		0.02	0.08		0.06	0.06	
26	0.14	0.20		0.06	0.05		0.02	0.08	0.15	0.06		0.03
27	0.14			0.06	0.05	0.02	0.10		0.15	0.06		0.03
28	0.14		0.11	0.06		0.02	0.09		0.15	0.06	0.06	0.03
29	0.14	0.20	0.11	0.06		0.03	0.09	0.14	0.15		0.06	0.03
30		-----	0.11		0.05	0.03		0.14	0.15		0.03	
31		-----	0.11	-----	0.05	-----		0.14	-----	0.06	-----	
Max (lb/day)	0.15	0.20	0.20	0.14	0.10	0.03	0.39	0.14	0.15	0.15	0.07	0.04
Monthly (lb)	2.23	3.20	3.06	2.11	1.32	0.60	2.89	1.89	3.24	1.79	1.43	0.54
Quarter (lb)	8.49			4.03			8.03			3.75		
Total (lb)	24.30											

NOTES:

lb/day = pounds per day; black shaded cells represent max daily emissions.

Workdays assume a 5-day-per-week workweek; blank cells represent weekends (no work assumed).

SOURCE: Ricondo & Associates, Inc., 2015, based on sources and methodologies depicted in previous tables in this section.

PREPARED BY: Ricondo & Associates, Inc., March 2015.

**Criteria Pollutants - 2016 On-Road On-Site Equipment Emissions**

REACTIVE ORGANIC GASES (LB/DAY)												
DAY	JAN	FEB	MAR	APR	MAY	JUN	JUL	AUG	SEP	OCT	NOV	DEC
1	0.02	0.02	0.03	0.02	0.00	0.00	0.00	0.01	0.03		0.01	0.00
2		0.02	0.03		0.01	0.00		0.01	0.03		0.01	0.00
3		0.02	0.03		0.01	0.00		0.01		0.02	0.01	
4	0.02	0.02	0.03	0.02	0.01		0.00	0.01		0.02	0.01	
5	0.00	0.02		0.02	0.01		0.02	0.01	0.03	0.02		0.00
6	0.00			0.01	0.01	0.00	0.02		0.03	0.02		0.00
7	0.00		0.03	0.01		0.00	0.04		0.03	0.02	0.01	0.01
8	0.00	0.02	0.03	0.01		0.00	0.04	0.01	0.03		0.01	0.00
9		0.02	0.02		0.02	0.00		0.01	0.03		0.01	0.00
10		0.02	0.02		0.02	0.00		0.01		0.02	0.01	
11	0.00	0.02	0.02	0.01	0.01		0.04	0.01		0.02	0.01	
12	0.00	0.02		0.01	0.01		0.04	0.01	0.03	0.02		0.00
13	0.02			0.01	0.01	0.00	0.04		0.03	0.02		0.00
14	0.02		0.02	0.01		0.00	0.04		0.03	0.01	0.01	0.00
15	0.02	0.02	0.02	0.01		0.00	0.00	0.01	0.03		0.01	0.00
16		0.02	0.02		0.01	0.00		0.01	0.03		0.01	0.00
17		0.02	0.02		0.01	0.00		0.01		0.01	0.01	
18	0.02	0.02	0.02	0.01	0.00		0.00	0.01		0.01	0.01	
19	0.02	0.02		0.01	0.00		0.00	0.01	0.03	0.01		0.00
20	0.02			0.01	0.00	0.00	0.00		0.03	0.01		0.00
21	0.02		0.02	0.01		0.00	0.00		0.02	0.01	0.01	0.00
22	0.02	0.02	0.02	0.01		0.00	0.00	0.01	0.02		0.01	0.00
23		0.02	0.02		0.00	0.00		0.01	0.02		0.01	0.00
24		0.03	0.02		0.00	0.00		0.01		0.01	0.01	
25	0.02	0.03	0.02	0.01	0.00		0.00	0.01		0.01	0.01	
26	0.02	0.03		0.01	0.00		0.00	0.01	0.02	0.01		0.00
27	0.02			0.01	0.00	0.00	0.02		0.02	0.01		0.00
28	0.02		0.02	0.01		0.00	0.01		0.02	0.01	0.01	0.00
29	0.02	0.03	0.02	0.01		0.00	0.01	0.03	0.02		0.01	0.00
30		-----	0.02		0.00	0.00		0.03	0.02		0.00	
31		-----	0.02	-----	0.00	-----		0.03	-----	0.01	-----	
Max (lb/day)	0.02	0.03	0.03	0.02	0.02	0.00	0.04	0.03	0.03	0.02	0.01	0.01
Monthly (lb)	0.32	0.47	0.43	0.24	0.17	0.07	0.36	0.30	0.57	0.27	0.16	0.07
Quarter (lb)	1.22			0.48			1.23			0.50		
Total (lb)	3.42											

NOTES:

lb/day = pounds per day; black shaded cells represent max daily emissions.

Workdays assume a 5-day-per-week workweek; blank cells represent weekends (no work assumed).

SOURCE: Ricondo & Associates, Inc., 2015, based on sources and methodologies depicted in previous tables in this section.

PREPARED BY: Ricondo & Associates, Inc., March 2015.

**Criteria Pollutants - 2016 On-Road On-Site Equipment Emissions**

NITROGEN OXIDES (LB/DAY)												
DAY	JAN	FEB	MAR	APR	MAY	JUN	JUL	AUG	SEP	OCT	NOV	DEC
1	0.16	0.20	0.29	0.14	0.00	0.00	0.00	0.18	0.37		0.03	0.00
2		0.20	0.29		0.11	0.00		0.18	0.37		0.03	0.00
3		0.20	0.29		0.11	0.00		0.18		0.29	0.03	
4	0.16	0.20	0.29	0.14	0.03		0.00	0.18		0.29	0.03	
5	0.01	0.20		0.14	0.03		0.29	0.18	0.37	0.28		0.04
6	0.01			0.04	0.03	0.00	0.29		0.37	0.28		0.04
7	0.01		0.29	0.04		0.00	0.21		0.37	0.28	0.03	0.09
8	0.00	0.20	0.29	0.04		0.00	0.21	0.18	0.37		0.03	0.04
9		0.20	0.14		0.32	0.00		0.18	0.37		0.03	0.04
10		0.20	0.14		0.32	0.00		0.07		0.28	0.03	
11	0.00	0.20	0.14	0.04	0.03		0.21	0.07		0.28	0.03	
12	0.00	0.20		0.04	0.03		0.21	0.07	0.37	0.28		0.04
13	0.20			0.04	0.03	0.00	0.21		0.37	0.28		0.00
14	0.20		0.14	0.04		0.00	0.21		0.37	0.03	0.03	0.00
15	0.20	0.20	0.14	0.04		0.00	0.00	0.07	0.37		0.03	0.00
16		0.20	0.14		0.03	0.04		0.07	0.37		0.03	0.02
17		0.20	0.14		0.03	0.04		0.07		0.03	0.03	
18	0.20	0.20	0.14	0.04	0.01		0.00	0.07		0.03	0.03	
19	0.20	0.20		0.03	0.01		0.00	0.07	0.37	0.03		0.02
20	0.20			0.03	0.01	0.04	0.00		0.37	0.03		0.02
21	0.20		0.14	0.03		0.04	0.02		0.29	0.03	0.03	0.02
22	0.20	0.20	0.14	0.03		0.04	0.02	0.07	0.29		0.03	0.02
23		0.20	0.14		0.01	0.04		0.07	0.29		0.03	0.02
24		0.29	0.14		0.01	0.04		0.11		0.03	0.03	
25	0.20	0.29	0.14	0.03	0.01		0.00	0.11		0.03	0.03	
26	0.20	0.29		0.03	0.01		0.00	0.11	0.29	0.03		0.02
27	0.20			0.03	0.01	0.04	0.18		0.29	0.03		0.02
28	0.20		0.14	0.03		0.04	0.18		0.29	0.03	0.03	0.02
29	0.20	0.29	0.14	0.03		0.00	0.18	0.37	0.29		0.03	0.02
30		-----	0.14		0.01	0.00		0.37	0.29		0.00	
31		-----	0.14	-----	0.01	-----		0.37	-----	0.03	-----	
Max (lb/day)	0.20	0.29	0.29	0.14	0.32	0.04	0.29	0.37	0.37	0.29	0.03	0.09
Monthly (lb)	2.96	4.60	4.07	1.01	1.15	0.45	2.46	3.35	7.40	2.86	0.61	0.48
Quarter (lb)	11.63			2.61			13.20			3.96		
Total (lb)	31.40											

NOTES:

lb/day = pounds per day; black shaded cells represent max daily emissions.

Workdays assume a 5-day-per-week workweek; blank cells represent weekends (no work assumed).

SOURCE: Ricondo & Associates, Inc., 2015, based on sources and methodologies depicted in previous tables in this section.

PREPARED BY: Ricondo & Associates, Inc., March 2015.



**Criteria Pollutants - 2016 On-Road On-Site Equipment Emissions**

SULFUR OXIDES (LB/DAY)												
DAY	JAN	FEB	MAR	APR	MAY	JUN	JUL	AUG	SEP	OCT	NOV	DEC
1	0.0004	0.0005	0.0007	0.0003	0.0000	0.0000	0.0000	0.0004	0.0007		0.0001	0.0000
2		0.0005	0.0007		0.0003	0.0000		0.0004	0.0007		0.0001	0.0000
3		0.0005	0.0007		0.0003	0.0000		0.0004		0.0006	0.0001	
4	0.0004	0.0005	0.0007	0.0003	0.0001		0.0000	0.0004		0.0006	0.0001	
5	0.0000	0.0005		0.0003	0.0001		0.0005	0.0004	0.0007	0.0006		0.0001
6	0.0000			0.0002	0.0001	0.0000	0.0005		0.0007	0.0006		0.0001
7	0.0000		0.0007	0.0002		0.0000	0.0007		0.0007	0.0006	0.0001	0.0002
8	0.0000	0.0005	0.0007	0.0002		0.0000	0.0007	0.0004	0.0007		0.0001	0.0001
9		0.0005	0.0003		0.0006	0.0000		0.0004	0.0007		0.0001	0.0001
10		0.0005	0.0003		0.0006	0.0000		0.0002		0.0006	0.0001	
11	0.0000	0.0005	0.0003	0.0002	0.0001		0.0007	0.0002		0.0006	0.0001	
12	0.0000	0.0005		0.0002	0.0001		0.0007	0.0002	0.0007	0.0006		0.0001
13	0.0005			0.0002	0.0001	0.0000	0.0007		0.0007	0.0006		0.0000
14	0.0005		0.0003	0.0002		0.0000	0.0007		0.0007	0.0001	0.0001	0.0000
15	0.0005	0.0005	0.0003	0.0002		0.0000	0.0000	0.0002	0.0007		0.0001	0.0000
16		0.0005	0.0003		0.0001	0.0001		0.0002	0.0007		0.0001	0.0001
17		0.0005	0.0003		0.0001	0.0001		0.0002		0.0001	0.0001	
18	0.0005	0.0005	0.0003	0.0002	0.0001		0.0000	0.0002		0.0001	0.0001	
19	0.0005	0.0005		0.0001	0.0001		0.0000	0.0002	0.0007	0.0001		0.0001
20	0.0005			0.0001	0.0001	0.0001	0.0000		0.0007	0.0001		0.0001
21	0.0005		0.0003	0.0001		0.0001	0.0001		0.0006	0.0001	0.0001	0.0001
22	0.0005	0.0005	0.0003	0.0001		0.0001	0.0001	0.0002	0.0006		0.0001	0.0001
23		0.0005	0.0003		0.0001	0.0001		0.0002	0.0006		0.0001	0.0001
24		0.0007	0.0003		0.0001	0.0001		0.0003		0.0001	0.0001	
25	0.0005	0.0007	0.0003	0.0001	0.0001		0.0000	0.0003		0.0001	0.0001	
26	0.0005	0.0007		0.0001	0.0001		0.0000	0.0003	0.0006	0.0001		0.0001
27	0.0005			0.0001	0.0001	0.0001	0.0004		0.0006	0.0001		0.0001
28	0.0005		0.0003	0.0001		0.0001	0.0004		0.0006	0.0001	0.0001	0.0001
29	0.0005	0.0007	0.0003	0.0001		0.0000	0.0004	0.0007	0.0006		0.0001	0.0001
30		-----	0.0003		0.0001	0.0000		0.0007	0.0006		0.0000	
31		-----	0.0003	-----	0.0001	-----		0.0007	-----	0.0001	-----	
Max (lb/day)	0.0005	0.0007	0.0007	0.0003	0.0006	0.0001	0.0007	0.0007	0.0007	0.0006	0.0001	0.0002
Monthly (lb)	0.0071	0.0107	0.0097	0.0038	0.0032	0.0013	0.0069	0.0073	0.0153	0.0065	0.0024	0.0013
Quarter (lb)	0.0275			0.0083			0.0295			0.0102		
Total (lb)	0.0755											

NOTES:

lb/day = pounds per day; black shaded cells represent max daily emissions.

Workdays assume a 5-day-per-week workweek; blank cells represent weekends (no work assumed).

SOURCE: Ricondo & Associates, Inc., 2015, based on sources and methodologies depicted in previous tables in this section.

PREPARED BY: Ricondo & Associates, Inc., March 2015.

**Criteria Pollutants - 2016 On-Road On-Site Equipment Emissions**

RESPIRABLE PARTICULATE MATTER (LB/DAY)												
DAY	JAN	FEB	MAR	APR	MAY	JUN	JUL	AUG	SEP	OCT	NOV	DEC
1	0.05	0.06	0.09	0.04	0.00	0.01	0.01	0.05	0.09		0.02	0.01
2		0.06	0.09		0.03	0.01		0.05	0.09		0.02	0.01
3		0.06	0.09		0.03	0.01		0.05		0.08	0.02	
4	0.05	0.06	0.09	0.04	0.02		0.01	0.05		0.08	0.02	
5	0.01	0.06		0.04	0.02		0.07	0.05	0.09	0.07		0.01
6	0.01			0.03	0.02	0.01	0.07		0.09	0.07		0.01
7	0.01		0.09	0.03		0.01	0.11		0.09	0.07	0.02	0.02
8	0.00	0.06	0.09	0.03		0.01	0.11	0.05	0.09		0.02	0.01
9		0.06	0.04		0.08	0.01		0.05	0.09		0.02	0.01
10		0.06	0.04		0.08	0.01		0.02		0.07	0.02	
11	0.00	0.06	0.04	0.03	0.01		0.11	0.02		0.07	0.02	
12	0.00	0.06		0.03	0.02		0.11	0.02	0.09	0.07		0.01
13	0.06			0.03	0.02	0.01	0.11		0.09	0.07		0.00
14	0.06		0.04	0.03		0.01	0.11		0.09	0.02	0.02	0.00
15	0.06	0.06	0.04	0.03		0.01	0.00	0.02	0.09		0.02	0.00
16		0.06	0.04		0.02	0.01		0.02	0.09		0.02	0.01
17		0.06	0.04		0.02	0.01		0.02		0.02	0.02	
18	0.06	0.06	0.04	0.03	0.01		0.00	0.02		0.02	0.02	
19	0.06	0.06		0.01	0.01		0.00	0.02	0.09	0.02		0.01
20	0.06			0.02	0.01	0.01	0.00		0.09	0.02		0.01
21	0.06		0.04	0.02		0.01	0.01		0.08	0.02	0.02	0.01
22	0.06	0.06	0.04	0.02		0.01	0.01	0.02	0.08		0.02	0.01
23		0.06	0.04		0.01	0.01		0.02	0.08		0.02	0.01
24		0.09	0.04		0.01	0.01		0.04		0.02	0.02	
25	0.06	0.09	0.04	0.02	0.01		0.00	0.04		0.02	0.02	
26	0.06	0.09		0.02	0.01		0.00	0.04	0.08	0.02		0.01
27	0.06			0.02	0.01	0.01	0.05		0.08	0.02		0.01
28	0.06		0.04	0.02		0.01	0.05		0.08	0.02	0.02	0.01
29	0.06	0.09	0.04	0.02		0.01	0.05	0.09	0.08		0.02	0.01
30		-----	0.04		0.01	0.01		0.09	0.08		0.01	
31		-----	0.04	-----	0.01	-----		0.09	-----	0.02	-----	
Max (lb/day)	0.06	0.09	0.09	0.04	0.08	0.01	0.11	0.09	0.09	0.08	0.02	0.02
Monthly (lb)	0.93	1.40	1.27	0.55	0.44	0.18	0.95	0.94	1.92	0.83	0.36	0.18
Quarter (lb)	3.60			1.17			3.81			1.37		
Total (lb)	9.94											

NOTES:

lb/day = pounds per day; black shaded cells represent max daily emissions.

Workdays assume a 5-day-per-week workweek; blank cells represent weekends (no work assumed).

SOURCE: Ricondo & Associates, Inc., 2015, based on sources and methodologies depicted in previous tables in this section.

PREPARED BY: Ricondo & Associates, Inc., March 2015.

**Criteria Pollutants - 2016 On-Road On-Site Equipment Emissions**

FINE PARTICULATE MATTER (LB/DAY)												
DAY	JAN	FEB	MAR	APR	MAY	JUN	JUL	AUG	SEP	OCT	NOV	DEC
1	0.00	0.01	0.01	0.00	0.00	0.00	0.00	0.00	0.01		0.00	0.00
2		0.01	0.01		0.00	0.00		0.00	0.01		0.00	0.00
3		0.01	0.01		0.00	0.00		0.00		0.01	0.00	
4	0.00	0.01	0.01	0.00	0.00		0.00	0.00		0.01	0.00	
5	0.00	0.01		0.00	0.00		0.01	0.00	0.01	0.01		0.00
6	0.00			0.00	0.00	0.00	0.01		0.01	0.01		0.00
7	0.00		0.01	0.00		0.00	0.01		0.01	0.01	0.00	0.00
8	0.00	0.01	0.01	0.00		0.00	0.01	0.00	0.01		0.00	0.00
9		0.01	0.00		0.01	0.00		0.00	0.01		0.00	0.00
10		0.01	0.00		0.01	0.00		0.00		0.01	0.00	
11	0.00	0.01	0.00	0.00	0.00		0.01	0.00		0.01	0.00	
12	0.00	0.01		0.00	0.00		0.01	0.00	0.01	0.01		0.00
13	0.01			0.00	0.00	0.00	0.01		0.01	0.01		0.00
14	0.01		0.00	0.00		0.00	0.01		0.01	0.00	0.00	0.00
15	0.01	0.01	0.00	0.00		0.00	0.00	0.00	0.01		0.00	0.00
16		0.01	0.00		0.00	0.00		0.00	0.01		0.00	0.00
17		0.01	0.00		0.00	0.00		0.00		0.00	0.00	
18	0.01	0.01	0.00	0.00	0.00		0.00	0.00		0.00	0.00	
19	0.01	0.01		0.00	0.00		0.00	0.00	0.01	0.00		0.00
20	0.01			0.00	0.00	0.00	0.00		0.01	0.00		0.00
21	0.01		0.00	0.00		0.00	0.00		0.01	0.00	0.00	0.00
22	0.01	0.01	0.00	0.00		0.00	0.00	0.00	0.01		0.00	0.00
23		0.01	0.00		0.00	0.00		0.00	0.01		0.00	0.00
24		0.01	0.00		0.00	0.00		0.00		0.00	0.00	
25	0.01	0.01	0.00	0.00	0.00		0.00	0.00		0.00	0.00	
26	0.01	0.01		0.00	0.00		0.00	0.00	0.01	0.00		0.00
27	0.01			0.00	0.00	0.00	0.00		0.01	0.00		0.00
28	0.01		0.00	0.00		0.00	0.00		0.01	0.00	0.00	0.00
29	0.01	0.01	0.00	0.00		0.00	0.00	0.01	0.01		0.00	0.00
30		-----	0.00		0.00	0.00		0.01	0.01		0.00	
31		-----	0.00	-----	0.00	-----		0.01	-----	0.00	-----	
Max (lb/day)	0.01	0.01	0.01	0.00	0.01	0.00	0.01	0.01	0.01	0.01	0.00	0.00
Monthly (lb)	0.08	0.12	0.11	0.05	0.04	0.02	0.08	0.08	0.17	0.07	0.03	0.02
Quarter (lb)	0.31			0.10			0.33			0.12		
Total (lb)	0.85											

NOTES:

lb/day = pounds per day; black shaded cells represent max daily emissions.

Workdays assume a 5-day-per-week workweek; blank cells represent weekends (no work assumed).

SOURCE: Ricondo & Associates, Inc., 2015, based on sources and methodologies depicted in previous tables in this section.

PREPARED BY: Ricondo & Associates, Inc., March 2015.

---

# Attachment A.1

---

## Construction – Criteria Pollutant and Greenhouse Gas Emissions Calculations

- Criteria Pollutants – Construction Worker Vehicles
  - 2016 Construction Worker Vehicle Assumptions and Emission Factors
  - 2016 Construction Worker Vehicle Emissions

**Criteria Pollutants - 2016 Construction Worker Vehicle Assumptions and Emission Factors**

VEHICLE MILES TRAVELED <sup>1/</sup>												
DAY	JAN	FEB	MAR	APR	MAY	JUN	JUL	AUG	SEP	OCT	NOV	DEC
1	1,217	1,913	2,122	696	0	1,148	626	1,009	939		1,061	1,148
2		1,913	2,122		974	1,148		1,009	939		1,443	1,148
3		1,913	2,122		974	1,148		1,009		1,157	1,443	
4	1,217	1,913	2,122	696	1,391		626	1,009		1,157	1,443	
5	243	1,913		696	1,391		139	1,009	939	1,496		174
6	243			913	1,391	1,148	139		939	1,496		174
7	243		2,122	913		1,148	696		939	1,496	1,443	348
8	70	1,913	2,122	913		1,148	696	1,009	939		1,443	174
9		1,913	696		765	1,148		1,009	939		1,443	174
10		1,913	696		765	1,148		557		1,496	1,443	
11	70	1,913	696	913	730		696	557		1,496	1,774	
12	70	1,913		913	1,496		696	557	939	1,496		557
13	1,983			913	1,496	1,148	696		939	1,496		383
14	1,983		696	913		1,148	696		939	1,061	1,774	383
15	1,983	1,913	696	913		1,148	0	557	939		1,774	383
16		1,913	696		1,496	174		557	939		1,774	435
17		1,913	696		1,496	174		557		1,061	1,774	
18	1,913	1,913	696	913	1,252		0	557		1,061	1,391	
19	1,913	1,913		748	1,252		0	557	939	1,061		52
20	1,913			974	1,252	174	0		939	1,061		52
21	1,913		696	974		174	174		1,157	1,061	1,391	52
22	1,913	1,913	696	974		174	243	557	1,157		1,391	52
23		1,913	696		1,252	174		557	1,157		1,391	52
24		2,122	696		1,252	174		522		1,061	1,391	
25	1,913	2,122	696	974	1,252		104	452		1,061	1,391	
26	1,913	2,122		974	1,252		104	452	1,157	1,061		52
27	1,913			626	1,252	174	1,043		1,157	1,061		52
28	1,913		696	626		174	1,009		1,157	1,061	1,391	52
29	1,913	2,122	696	626		626	1,009	939	1,157		1,391	52
30		-----	696		1,252	626		939	1,157		1,148	
31		-----	696	-----	1,252	-----		939	-----	1,061	-----	
Total Month	28,452	41,009	24,557	17,800	26,887	15,443	9,391	16,870	22,400	25,513	32,313	5,948
Quarter	94,017			60,130			48,661			63,774		
Total VMT	266,583											

NOTES:

Workdays assume a 5-day-per-week workweek; blank cells represent weekends (no work assumed).

1/ Vehicle miles traveled (VMT) equals the number of vehicles multiplied by an assumed roundtrip distance of 40 miles. An occupancy factor of 1.15 workers per vehicle is assumed.

SOURCE: Ricondo & Associates, Inc., 2015.

PREPARED BY: Ricondo & Associates, Inc., March 2015.

**Criteria Pollutants - 2016 Construction Worker Vehicle Assumptions and Emission Factors**

EMFAC2011	CO EMISSION FACTORS (G/MI)				Assumptions:
CATEGORY	RUNNING	IDLE	STARTING	TOTAL	
LDA (gasoline)	1.2201	2.3216	0.4023	3.9440	Region: South Coast
LDT1 (gasoline)	3.1382	6.4717	0.9623	10.5722	Season: Max of annual, summer, winter
LDT2 (gasoline)	1.7186	3.2131	0.5489	5.4806	Speed: Aggregated
Combined Factor			g/mi -->	6.2398	Roundtrip distance: 40 miles
			lb/mi -->	0.0138	Fleet mix: 50% LDA, 30% LDT1, 20% LDT2

EMFAC2011	ROG EMISSION FACTORS (G/MI)							
CATEGORY	RUNNING	IDLE	STARTING	DIURNAL	HOT SOAK	RUN LOSS	REST LOSS	TOTAL
LDA (gasoline)	0.0308	0.1539	0.0308	0.0178	0.0282	0.0627	0.0143	0.3384
LDT1 (gasoline)	0.0862	0.4164	0.0734	0.0525	0.0653	0.2348	0.0373	0.9659
LDT2 (gasoline)	0.0403	0.2091	0.0403	0.0205	0.0312	0.1036	0.0172	0.4621
Combined Factor							g/mi -->	0.5514
							lb/mi -->	0.0012

EMFAC2011	NO <sub>x</sub> EMISSION FACTORS (G/MI)				SO <sub>x</sub> EMISSION FACTORS (G/MI)			
CATEGORY	RUNNING	IDLE	STARTING	TOTAL	RUNNING	IDLE	STARTING	TOTAL
LDA (gasoline)	0.0980	0.1620	0.0262	0.2862	0.00380	0.00380	0.00014	0.00774
LDT1 (gasoline)	0.2844	0.5246	0.0544	0.8633	0.00438	0.00438	0.00017	0.00893
LDT2 (gasoline)	0.1800	0.3185	0.0507	0.5492	0.00516	0.00516	0.00018	0.01050
Combined Factor			g/mi -->	0.5119			g/mi -->	0.00865
			lb/mi -->	0.0011			lb/mi -->	0.00002

EMFAC2011	PM <sub>10</sub> EMISSION FACTORS (G/MI)					
CATEGORY	RUNNING	IDLE	STARTING	TIRE WEAR	BRK WEAR	TOTAL
LDA (gasoline)	0.0019	0.0105	0.0005	0.0080	0.0367	0.0577
LDT1 (gasoline)	0.0045	0.0237	0.0009	0.0080	0.0367	0.0738
LDT2 (gasoline)	0.0020	0.0113	0.0005	0.0080	0.0367	0.0586
Combined Factor					g/mi -->	0.0627
					lb/mi -->	0.00014

EMFAC2011	PM <sub>2.5</sub> EMISSION FACTORS (G/MI)					
CATEGORY	RUNNING	IDLE	STARTING	TIRE WEAR	BRK WEAR	TOTAL
LDA (gasoline)	0.0017	0.0097	0.0005	0.0020	0.0157	0.0297
LDT1 (gasoline)	0.0041	0.0218	0.0008	0.0020	0.0157	0.0446
LDT2 (gasoline)	0.0018	0.0105	0.0005	0.0020	0.0157	0.0305
Combined Factor					g/mi -->	0.0343
					lb/mi -->	0.00008

SOURCES: Ricondo & Associates, Inc., 2015; CARB EMFAC2011.

PREPARED BY: Ricondo & Associates, Inc., March 2015.

**Criteria Pollutants - 2016 Construction Worker Vehicle Emissions**

CARBON MONOXIDE (LB/DAY)												
DAY	JAN	FEB	MAR	APR	MAY	JUN	JUL	AUG	SEP	OCT	NOV	DEC
1	16.75	26.32	29.19	9.57	0.00	15.79	8.61	13.88	12.92		14.59	15.79
2		26.32	29.19		13.40	15.79		13.88	12.92		19.86	15.79
3		26.32	29.19		13.40	15.79		13.88		15.91	19.86	
4	16.75	26.32	29.19	9.57	19.14		8.61	13.88		15.91	19.86	
5	3.35	26.32		9.57	19.14		1.91	13.88	12.92	20.57		2.39
6	3.35			12.56	19.14	15.79	1.91		12.92	20.57		2.39
7	3.35		29.19	12.56		15.79	9.57		12.92	20.57	19.86	4.78
8	0.96	26.32	29.19	12.56		15.79	9.57	13.88	12.92		19.86	2.39
9		26.32	9.57		10.53	15.79		13.88	12.92		19.86	2.39
10		26.32	9.57		10.53	15.79		7.66		20.57	19.86	
11	0.96	26.32	9.57	12.56	10.05		9.57	7.66		20.57	24.40	
12	0.96	26.32		12.56	20.57		9.57	7.66	12.92	20.57		7.66
13	27.27			12.56	20.57	15.79	9.57		12.92	20.57		5.26
14	27.27		9.57	12.56		15.79	9.57		12.92	14.59	24.40	5.26
15	27.27	26.32	9.57	12.56		15.79	0.00	7.66	12.92		24.40	5.26
16		26.32	9.57		20.57	2.39		7.66	12.92		24.40	5.98
17		26.32	9.57		20.57	2.39		7.66		14.59	24.40	
18	26.32	26.32	9.57	12.56	17.23		0.00	7.66		14.59	19.14	
19	26.32	26.32		10.29	17.23		0.00	7.66	12.92	14.59		0.72
20	26.32			13.40	17.23	2.39	0.00		12.92	14.59		0.72
21	26.32		9.57	13.40		2.39	2.39		15.91	14.59	19.14	0.72
22	26.32	26.32	9.57	13.40		2.39	3.35	7.66	15.91		19.14	0.72
23		26.32	9.57		17.23	2.39		7.66	15.91		19.14	0.72
24		29.19	9.57		17.23	2.39		7.18		14.59	19.14	
25	26.32	29.19	9.57	13.40	17.23		1.44	6.22		14.59	19.14	
26	26.32	29.19		13.40	17.23		1.44	6.22	15.91	14.59		0.72
27	26.32			8.61	17.23	2.39	14.35		15.91	14.59		0.72
28	26.32		9.57	8.61		2.39	13.88		15.91	14.59	19.14	0.72
29	26.32	29.19	9.57	8.61		8.61	13.88	12.92	15.91		19.14	0.72
30		-----	9.57		17.23	8.61		12.92	15.91		15.79	
31		-----	9.57	-----	17.23	-----		12.92	-----	14.59	-----	
Max (lb/day)	27.27	29.19	29.19	13.40	20.57	15.79	14.35	13.88	15.91	20.57	24.40	15.79
Monthly (lb)	391.40	564.13	337.81	244.86	369.87	212.45	129.19	232.06	308.14	350.97	444.51	81.82
Quarter (lb)	1,293.33			827.17			669.39			877.29		
Total (lb)	3,667.19											

NOTES:

lb/day = pounds per day; black shaded cells represent max daily emissions.

Workdays assume a 5-day-per-week workweek; blank cells represent weekends (no work assumed).

SOURCES: Ricondo & Associates, Inc., 2015; CARB EMFAC2011.

PREPARED BY: Ricondo & Associates, Inc., March 2015.

**Criteria Pollutants - 2016 Construction Worker Vehicle Emissions**

REACTIVE ORGANIC GASES (LB/DAY)												
DAY	JAN	FEB	MAR	APR	MAY	JUN	JUL	AUG	SEP	OCT	NOV	DEC
1	1.48	2.33	2.58	0.85	0.00	1.40	0.76	1.23	1.14		1.29	1.40
2		2.33	2.58		1.18	1.40		1.23	1.14		1.75	1.40
3		2.33	2.58		1.18	1.40		1.23		1.41	1.75	
4	1.48	2.33	2.58	0.85	1.69		0.76	1.23		1.41	1.75	
5	0.30	2.33		0.85	1.69		0.17	1.23	1.14	1.82		0.21
6	0.30			1.11	1.69	1.40	0.17		1.14	1.82		0.21
7	0.30		2.58	1.11		1.40	0.85		1.14	1.82	1.75	0.42
8	0.08	2.33	2.58	1.11		1.40	0.85	1.23	1.14		1.75	0.21
9		2.33	0.85		0.93	1.40		1.23	1.14		1.75	0.21
10		2.33	0.85		0.93	1.40		0.68		1.82	1.75	
11	0.08	2.33	0.85	1.11	0.89		0.85	0.68		1.82	2.16	
12	0.08	2.33		1.11	1.82		0.85	0.68	1.14	1.82		0.68
13	2.41			1.11	1.82	1.40	0.85		1.14	1.82		0.47
14	2.41		0.85	1.11		1.40	0.85		1.14	1.29	2.16	0.47
15	2.41	2.33	0.85	1.11		1.40	0.00	0.68	1.14		2.16	0.47
16		2.33	0.85		1.82	0.21		0.68	1.14		2.16	0.53
17		2.33	0.85		1.82	0.21		0.68		1.29	2.16	
18	2.33	2.33	0.85	1.11	1.52		0.00	0.68		1.29	1.69	
19	2.33	2.33		0.91	1.52		0.00	0.68	1.14	1.29		0.06
20	2.33			1.18	1.52	0.21	0.00		1.14	1.29		0.06
21	2.33		0.85	1.18		0.21	0.21		1.41	1.29	1.69	0.06
22	2.33	2.33	0.85	1.18		0.21	0.30	0.68	1.41		1.69	0.06
23		2.33	0.85		1.52	0.21		0.68	1.41		1.69	0.06
24		2.58	0.85		1.52	0.21		0.63		1.29	1.69	
25	2.33	2.58	0.85	1.18	1.52		0.13	0.55		1.29	1.69	
26	2.33	2.58		1.18	1.52		0.13	0.55	1.41	1.29		0.06
27	2.33			0.76	1.52	0.21	1.27		1.41	1.29		0.06
28	2.33		0.85	0.76		0.21	1.23		1.41	1.29	1.69	0.06
29	2.33	2.58	0.85	0.76		0.76	1.23	1.14	1.41		1.69	0.06
30		----	0.85		1.52	0.76		1.14	1.41		1.40	
31		-----	0.85	-----	1.52	-----		1.14	-----	1.29	-----	
Max (lb/day)	2.41	2.58	2.58	1.18	1.82	1.40	1.27	1.23	1.41	1.82	2.16	1.40
Monthly (lb)	34.59	49.85	29.85	21.64	32.69	18.77	11.42	20.51	27.23	31.02	39.28	7.23
Quarter (lb)	114.29			73.10			59.16			77.53		
Total (lb)	324.08											

NOTES:

lb/day = pounds per day; black shaded cells represent max daily emissions.

Workdays assume a 5-day-per-week workweek; blank cells represent weekends (no work assumed).

SOURCES: Ricondo & Associates, Inc., 2015; CARB EMFAC2011.

PREPARED BY: Ricondo & Associates, Inc., March 2015.



**Criteria Pollutants - 2016 Construction Worker Vehicle Emissions**

NITROGEN OXIDES (LB/DAY)												
DAY	JAN	FEB	MAR	APR	MAY	JUN	JUL	AUG	SEP	OCT	NOV	DEC
1	1.37	2.16	2.39	0.79	0.00	1.30	0.71	1.14	1.06		1.20	1.30
2		2.16	2.39		1.10	1.30		1.14	1.06		1.63	1.30
3		2.16	2.39		1.10	1.30		1.14		1.31	1.63	
4	1.37	2.16	2.39	0.79	1.57		0.71	1.14		1.31	1.63	
5	0.27	2.16		0.79	1.57		0.16	1.14	1.06	1.69		0.20
6	0.27			1.03	1.57	1.30	0.16		1.06	1.69		0.20
7	0.27		2.39	1.03		1.30	0.79		1.06	1.69	1.63	0.39
8	0.08	2.16	2.39	1.03		1.30	0.79	1.14	1.06		1.63	0.20
9		2.16	0.79		0.86	1.30		1.14	1.06		1.63	0.20
10		2.16	0.79		0.86	1.30		0.63		1.69	1.63	
11	0.08	2.16	0.79	1.03	0.82		0.79	0.63		1.69	2.00	
12	0.08	2.16		1.03	1.69		0.79	0.63	1.06	1.69		0.63
13	2.24			1.03	1.69	1.30	0.79		1.06	1.69		0.43
14	2.24		0.79	1.03		1.30	0.79		1.06	1.20	2.00	0.43
15	2.24	2.16	0.79	1.03		1.30	0.00	0.63	1.06		2.00	0.43
16		2.16	0.79		1.69	0.20		0.63	1.06		2.00	0.49
17		2.16	0.79		1.69	0.20		0.63		1.20	2.00	
18	2.16	2.16	0.79	1.03	1.41		0.00	0.63		1.20	1.57	
19	2.16	2.16		0.84	1.41		0.00	0.63	1.06	1.20		0.06
20	2.16			1.10	1.41	0.20	0.00		1.06	1.20		0.06
21	2.16		0.79	1.10		0.20	0.20		1.31	1.20	1.57	0.06
22	2.16	2.16	0.79	1.10		0.20	0.27	0.63	1.31		1.57	0.06
23		2.16	0.79		1.41	0.20		0.63	1.31		1.57	0.06
24		2.39	0.79		1.41	0.20		0.59		1.20	1.57	
25	2.16	2.39	0.79	1.10	1.41		0.12	0.51		1.20	1.57	
26	2.16	2.39		1.10	1.41		0.12	0.51	1.31	1.20		0.06
27	2.16			0.71	1.41	0.20	1.18		1.31	1.20		0.06
28	2.16		0.79	0.71		0.20	1.14		1.31	1.20	1.57	0.06
29	2.16	2.39	0.79	0.71		0.71	1.14	1.06	1.31		1.57	0.06
30		----	0.79		1.41	0.71		1.06	1.31		1.30	
31		----	0.79	----	1.41	----		1.06	----	1.20	----	
Max (lb/day)	2.24	2.39	2.39	1.10	1.69	1.30	1.18	1.14	1.31	1.69	2.00	1.30
Monthly (lb)	32.11	46.28	27.72	20.09	30.35	17.43	10.60	19.04	25.28	28.80	36.47	6.71
Quarter (lb)	106.11			67.87			54.92			71.98		
Total (lb)	300.88											

NOTES:

lb/day = pounds per day; black shaded cells represent max daily emissions.

Workdays assume a 5-day-per-week workweek; blank cells represent weekends (no work assumed).

SOURCES: Ricondo & Associates, Inc., 2015; CARB EMFAC2011.

PREPARED BY: Ricondo & Associates, Inc., March 2015.

**Criteria Pollutants - 2016 Construction Worker Vehicle Emissions**

SULFUR OXIDES (LB/DAY)												
DAY	JAN	FEB	MAR	APR	MAY	JUN	JUL	AUG	SEP	OCT	NOV	DEC
1	0.02	0.04	0.04	0.01	0.00	0.02	0.01	0.02	0.02		0.02	0.02
2		0.04	0.04		0.02	0.02		0.02	0.02		0.03	0.02
3		0.04	0.04		0.02	0.02		0.02		0.02	0.03	
4	0.02	0.04	0.04	0.01	0.03		0.01	0.02		0.02	0.03	
5	0.00	0.04		0.01	0.03		0.00	0.02	0.02	0.03		0.00
6	0.00			0.02	0.03	0.02	0.00		0.02	0.03		0.00
7	0.00		0.04	0.02		0.02	0.01		0.02	0.03	0.03	0.01
8	0.00	0.04	0.04	0.02		0.02	0.01	0.02	0.02		0.03	0.00
9		0.04	0.01		0.01	0.02		0.02	0.02		0.03	0.00
10		0.04	0.01		0.01	0.02		0.01		0.03	0.03	
11	0.00	0.04	0.01	0.02	0.01		0.01	0.01		0.03	0.03	
12	0.00	0.04		0.02	0.03		0.01	0.01	0.02	0.03		0.01
13	0.04			0.02	0.03	0.02	0.01		0.02	0.03		0.01
14	0.04		0.01	0.02		0.02	0.01		0.02	0.02	0.03	0.01
15	0.04	0.04	0.01	0.02		0.02	0.00	0.01	0.02		0.03	0.01
16		0.04	0.01		0.03	0.00		0.01	0.02		0.03	0.01
17		0.04	0.01		0.03	0.00		0.01		0.02	0.03	
18	0.04	0.04	0.01	0.02	0.02		0.00	0.01		0.02	0.03	
19	0.04	0.04		0.01	0.02		0.00	0.01	0.02	0.02		0.00
20	0.04			0.02	0.02	0.00	0.00		0.02	0.02		0.00
21	0.04		0.01	0.02		0.00	0.00		0.02	0.02	0.03	0.00
22	0.04	0.04	0.01	0.02		0.00	0.00	0.01	0.02		0.03	0.00
23		0.04	0.01		0.02	0.00		0.01	0.02		0.03	0.00
24		0.04	0.01		0.02	0.00		0.01		0.02	0.03	
25	0.04	0.04	0.01	0.02	0.02		0.00	0.01		0.02	0.03	
26	0.04	0.04		0.02	0.02		0.00	0.01	0.02	0.02		0.00
27	0.04			0.01	0.02	0.00	0.02		0.02	0.02		0.00
28	0.04		0.01	0.01		0.00	0.02		0.02	0.02	0.03	0.00
29	0.04	0.04	0.01	0.01		0.01	0.02	0.02	0.02		0.03	0.00
30		----	0.01		0.02	0.01		0.02	0.02		0.02	
31		----	0.01	----	0.02	----		0.02	----	0.02	----	
Max (lb/day)	0.04	0.04	0.04	0.02	0.03	0.02	0.02	0.02	0.02	0.03	0.03	0.02
Monthly (lb)	0.54	0.78	0.47	0.34	0.51	0.29	0.18	0.32	0.43	0.49	0.62	0.11
Quarter (lb)	1.79			1.15			0.93			1.22		
Total (lb)	5.08											

NOTES:

lb/day = pounds per day; black shaded cells represent max daily emissions.

Workdays assume a 5-day-per-week workweek; blank cells represent weekends (no work assumed).

SOURCES: Ricondo & Associates, Inc., 2015; CARB EMFAC2011.

PREPARED BY: Ricondo & Associates, Inc., March 2015.

**Criteria Pollutants - 2016 Construction Worker Vehicle Emissions**

RESPIRABLE PARTICULATE MATTER (LB/DAY)												
DAY	JAN	FEB	MAR	APR	MAY	JUN	JUL	AUG	SEP	OCT	NOV	DEC
1	0.97	1.53	1.70	0.56	0.00	0.92	0.50	0.81	0.75		0.85	0.92
2		1.53	1.70		0.78	0.92		0.81	0.75		1.15	0.92
3		1.53	1.70		0.78	0.92		0.81		0.92	1.15	
4	0.97	1.53	1.70	0.56	1.11		0.50	0.81		0.92	1.15	
5	0.19	1.53		0.56	1.11		0.11	0.81	0.75	1.20		0.14
6	0.19			0.73	1.11	0.92	0.11		0.75	1.20		0.14
7	0.19		1.70	0.73		0.92	0.56		0.75	1.20	1.15	0.28
8	0.06	1.53	1.70	0.73		0.92	0.56	0.81	0.75		1.15	0.14
9		1.53	0.56		0.61	0.92		0.81	0.75		1.15	0.14
10		1.53	0.56		0.61	0.92		0.44		1.20	1.15	
11	0.06	1.53	0.56	0.73	0.58		0.56	0.44		1.20	1.42	
12	0.06	1.53		0.73	1.20		0.56	0.44	0.75	1.20		0.44
13	1.58			0.73	1.20	0.92	0.56		0.75	1.20		0.31
14	1.58		0.56	0.73		0.92	0.56		0.75	0.85	1.42	0.31
15	1.58	1.53	0.56	0.73		0.92	0.00	0.44	0.75		1.42	0.31
16		1.53	0.56		1.20	0.14		0.44	0.75		1.42	0.35
17		1.53	0.56		1.20	0.14		0.44		0.85	1.42	
18	1.53	1.53	0.56	0.73	1.00		0.00	0.44		0.85	1.11	
19	1.53	1.53		0.60	1.00		0.00	0.44	0.75	0.85		0.04
20	1.53			0.78	1.00	0.14	0.00		0.75	0.85		0.04
21	1.53		0.56	0.78		0.14	0.14		0.92	0.85	1.11	0.04
22	1.53	1.53	0.56	0.78		0.14	0.19	0.44	0.92		1.11	0.04
23		1.53	0.56		1.00	0.14		0.44	0.92		1.11	0.04
24		1.70	0.56		1.00	0.14		0.42		0.85	1.11	
25	1.53	1.70	0.56	0.78	1.00		0.08	0.36		0.85	1.11	
26	1.53	1.70		0.78	1.00		0.08	0.36	0.92	0.85		0.04
27	1.53			0.50	1.00	0.14	0.83		0.92	0.85		0.04
28	1.53		0.56	0.50		0.14	0.81		0.92	0.85	1.11	0.04
29	1.53	1.70	0.56	0.50		0.50	0.81	0.75	0.92		1.11	0.04
30		----	0.56		1.00	0.50		0.75	0.92		0.92	
31		----	0.56	----	1.00	----		0.75	----	0.85	----	
Max (lb/day)	1.58	1.70	1.70	0.78	1.20	0.92	0.83	0.81	0.92	1.20	1.42	0.92
Monthly (lb)	22.74	32.78	19.63	14.23	21.49	12.34	7.51	13.48	17.90	20.39	25.83	4.75
Quarter (lb)	75.15			48.06			38.89			50.97		
Total (lb)	213.08											

NOTES:

lb/day = pounds per day; black shaded cells represent max daily emissions.

Workdays assume a 5-day-per-week workweek; blank cells represent weekends (no work assumed).

SOURCES: Ricondo & Associates, Inc., 2015; CARB EMFAC2011.

PREPARED BY: Ricondo & Associates, Inc., March 2015.

**Criteria Pollutants - 2016 Construction Worker Vehicle Emissions**

FINE PARTICULATE MATTER (LB/DAY)												
DAY	JAN	FEB	MAR	APR	MAY	JUN	JUL	AUG	SEP	OCT	NOV	DEC
1	0.29	0.46	0.50	0.17	0.00	0.27	0.15	0.24	0.22		0.25	0.27
2		0.46	0.50		0.23	0.27		0.24	0.22		0.34	0.27
3		0.46	0.50		0.23	0.27		0.24		0.28	0.34	
4	0.29	0.46	0.50	0.17	0.33		0.15	0.24		0.28	0.34	
5	0.06	0.46		0.17	0.33		0.03	0.24	0.22	0.36		0.04
6	0.06			0.22	0.33	0.27	0.03		0.22	0.36		0.04
7	0.06		0.50	0.22		0.27	0.17		0.22	0.36	0.34	0.08
8	0.02	0.46	0.50	0.22		0.27	0.17	0.24	0.22		0.34	0.04
9		0.46	0.17		0.18	0.27		0.24	0.22		0.34	0.04
10		0.46	0.17		0.18	0.27		0.13		0.36	0.34	
11	0.02	0.46	0.17	0.22	0.17		0.17	0.13		0.36	0.42	
12	0.02	0.46		0.22	0.36		0.17	0.13	0.22	0.36		0.13
13	0.47			0.22	0.36	0.27	0.17		0.22	0.36		0.09
14	0.47		0.17	0.22		0.27	0.17		0.22	0.25	0.42	0.09
15	0.47	0.46	0.17	0.22		0.27	0.00	0.13	0.22		0.42	0.09
16		0.46	0.17		0.36	0.04		0.13	0.22		0.42	0.10
17		0.46	0.17		0.36	0.04		0.13		0.25	0.42	
18	0.46	0.46	0.17	0.22	0.30		0.00	0.13		0.25	0.33	
19	0.46	0.46		0.18	0.30		0.00	0.13	0.22	0.25		0.01
20	0.46			0.23	0.30	0.04	0.00		0.22	0.25		0.01
21	0.46		0.17	0.23		0.04	0.04		0.28	0.25	0.33	0.01
22	0.46	0.46	0.17	0.23		0.04	0.06	0.13	0.28		0.33	0.01
23		0.46	0.17		0.30	0.04		0.13	0.28		0.33	0.01
24		0.50	0.17		0.30	0.04		0.12		0.25	0.33	
25	0.46	0.50	0.17	0.23	0.30		0.02	0.11		0.25	0.33	
26	0.46	0.50		0.23	0.30		0.02	0.11	0.28	0.25		0.01
27	0.46			0.15	0.30	0.04	0.25		0.28	0.25		0.01
28	0.46		0.17	0.15		0.04	0.24		0.28	0.25	0.33	0.01
29	0.46	0.50	0.17	0.15		0.15	0.24	0.22	0.28		0.33	0.01
30		-----	0.17		0.30	0.15		0.22	0.28		0.27	
31		-----	0.17	-----	0.30	-----		0.22	-----	0.25	-----	
Max (lb/day)	0.47	0.50	0.50	0.23	0.36	0.27	0.25	0.24	0.28	0.36	0.42	0.27
Monthly (lb)	6.77	9.75	5.84	4.23	6.40	3.67	2.23	4.01	5.33	6.07	7.69	1.41
Quarter (lb)	22.36			14.30			11.58			15.17		
Total (lb)	63.41											

NOTES:

lb/day = pounds per day; black shaded cells represent max daily emissions.

Workdays assume a 5-day-per-week workweek; blank cells represent weekends (no work assumed).

SOURCES: Ricondo & Associates, Inc., 2015; CARB EMFAC2011.

PREPARED BY: Ricondo & Associates, Inc., March 2015.

---

# Attachment A.1

---

## Construction – Criteria Pollutant and Greenhouse Gas Emissions Calculations

- Criteria Pollutants – On-Road Off-Site Hauling Emissions
  - 2016 On-Road Off-Site Hauling Emission Factors
  - 2016 On-Road Off-Site Hauling Emissions

## Criteria Pollutants - 2016 On-Road Off-Site Hauling Emission Factors

### Assumptions:

Region: South Coast

Season: Max of annual, summer, winter

Speed: Aggregated

Travel distance: Varies by type of hauling trip (see Hauling Trip Data table)

Representative vehicles: Flatbed truck, haul truck, end dump truck, cement mixer

EMFAC2011 Category: T7 single construction (diesel)

Model Year: 2007 (compliance with LAX construction-related air quality control measures)

Exhaust retrofit emissions control device: assumed reduction of PM<sub>10</sub> and PM<sub>2.5</sub> by 85% (applied at time of emissions calculation)

Idle Time: 10 minutes per trip

	<b>RUNNING</b>	<b>IDLE</b>
<b>Carbon Monoxide (CO)</b>	<b>(G/MI)</b>	<b>(G/TRIP)</b>
<b>Emission Factors</b>	1.4016	9.5792

	<b>RUNNING</b>	<b>IDLE</b>
<b>Reactive Organic Compounds (ROG)</b>	<b>(G/MI)</b>	<b>(G/TRIP)</b>
<b>Emission Factors</b>	0.2701	1.3307

	<b>RUNNING</b>	<b>IDLE</b>
<b>Nitrogen Oxides (NO<sub>x</sub>)</b>	<b>(G/MI)</b>	<b>(G/TRIP)</b>
<b>Emission Factors</b>	6.5489	6.6074

	<b>RUNNING</b>	<b>IDLE</b>
<b>Sulfur Oxides (SO<sub>x</sub>)</b>	<b>(G/MI)</b>	<b>(G/TRIP)</b>
<b>Emission Factors</b>	0.0168	0.0119

	<b>RUNNING</b>	<b>IDLE</b>	<b>TIRE WEAR</b>	<b>BRK WEAR</b>	<b>RD DUST</b>	
<b>Respirable Particulate Matter (PM<sub>10</sub>)</b>	<b>(G/MI)</b>	<b>(G/TRIP)</b>	<b>(G/MI)</b>	<b>(G/MI)</b>	<b>(LB/MI)</b>	<-- See Fugitive Dust table
<b>Emission Factors</b>	0.0752	0.0219	0.0360	0.0617	0.0064	for road dust factor

	<b>Running</b>	<b>Idle</b>	<b>Tire Wear</b>	<b>Brk Wear</b>	<b>Rd. Dust</b>	
<b>Fine Particulate Matter (PM<sub>2.5</sub>)</b>	<b>(g/mi)</b>	<b>(g/trip)</b>	<b>(g/mi)</b>	<b>(g/mi)</b>	<b>(lb/mi)</b>	<-- See Fugitive Dust table
<b>Emission Factors</b>	0.0692	0.0201	0.0090	0.0265	0.0016	for road dust factor

### NOTES:

g/mi = grams per mile; g/trip = grams per trip; lb/mi = pounds per mile.

SOURCES: Ricondo & Associates, Inc., 2015; CARB EMFAC2011; USEPA AP-42 (road dust emission factor calculation).

PREPARED BY: Ricondo & Associates, Inc., March 2015.

**Criteria Pollutants - 2016 On-Road Off-Site Hauling Emissions**

CARBON MONOXIDE (LB/DAY)												
DAY	JAN	FEB	MAR	APR	MAY	JUN	JUL	AUG	SEP	OCT	NOV	DEC
1	0.88	0.00	3.10	3.10	0.00	10.38	3.75	0.00	9.39		1.31	3.75
2		0.00	3.10		4.89	10.38		0.00	9.39		3.75	3.75
3		0.00	3.10		4.89	10.38		0.00		1.40	3.75	
4	0.88	0.00	3.10	3.10	3.75		3.75	0.00		1.40	3.75	
5	0.88	0.00		3.10	3.75		0.00	0.00	9.39	2.71		2.35
6	0.88			0.88	3.75	10.38	0.00		9.39	2.71		2.35
7	0.88		3.10	0.88		10.38	0.00		9.39	2.71	3.75	3.38
8	0.00	0.00	3.10	0.88		10.38	0.00	0.00	9.39		3.75	1.03
9		0.00	3.10		3.75	10.38		0.00	9.39		3.75	1.03
10		0.00	3.10		3.75	10.38		0.00		2.71	3.75	
11	0.00	0.00	3.10	0.88	4.63		0.00	0.00		2.71	3.75	
12	0.00	0.00		0.88	11.26		0.00	0.00	9.39	2.71		2.34
13	0.88			0.88	11.26	10.38	0.00		9.39	2.71		1.31
14	0.88		3.10	0.88		10.38	0.00		9.39	1.31	3.75	1.31
15	0.88	0.00	3.10	0.88		10.38	0.00	0.00	9.39		3.75	0.00
16		0.00	3.10		11.26	3.61		0.00	11.74		3.75	0.00
17		0.00	3.10		11.26	3.61		0.00		1.31	3.75	
18	0.00	0.00	3.10	0.88	11.26		0.00	0.00		1.31	3.75	
19	0.00	0.00		4.63	11.26		0.00	0.00	9.39	1.31		0.00
20	0.00			5.10	11.26	3.61	0.00		9.39	1.31		0.00
21	0.00		3.10	5.10		3.61	5.79		1.40	1.31	3.75	0.00
22	0.00	0.00	3.10	5.10		4.75	5.79	0.00	1.40		3.75	0.00
23		0.00	3.10		11.26	4.75		0.00	1.40		3.75	0.00
24		3.10	3.10		11.26	4.75		7.99		1.31	3.75	
25	0.00	3.10	3.10	5.10	11.26		5.79	7.99		1.31	3.75	
26	0.00	3.10		5.10	11.26		5.79	7.99	1.40	1.31		0.00
27	0.00			3.75	11.26	4.75	5.79		1.40	1.31		0.00
28	0.00		3.10	3.75		4.75	0.00		1.40	1.31	3.75	0.00
29	0.00	3.10	3.10	3.75		3.75	0.00	9.39	1.40		3.75	0.00
30		-----	3.10		11.26	3.75		9.39	1.40		3.75	
31		-----	3.10	-----	11.26	-----		9.39	-----	1.31	-----	
Max (lb/day)	0.88	3.10	3.10	5.10	11.26	10.38	5.79	9.39	11.74	2.71	3.75	3.75
Monthly (lb)	7.02	12.41	71.35	58.61	190.74	159.88	36.45	52.14	145.00	37.51	80.03	22.61
Quarter (lb)	90.77			409.23			233.60			140.15		
Total (lb)	873.75											

NOTES:

lb/day = pounds per day; black shaded cells represent max daily emissions.

Workdays assume a 5-day-per-week workweek; blank cells represent weekends (no work assumed).

SOURCES: Ricondo & Associates, Inc., 2015; CARB EMFAC2011.

PREPARED BY: Ricondo & Associates, Inc., March 2015.

**Criteria Pollutants - 2016 On-Road Off-Site Hauling Emissions**

REACTIVE ORGANIC GASES (LB/DAY)												
DAY	JAN	FEB	MAR	APR	MAY	JUN	JUL	AUG	SEP	OCT	NOV	DEC
1	0.16	0.00	0.54	0.54	0.00	1.89	0.69	0.00	1.73		0.24	0.69
2		0.00	0.54		0.90	1.89		0.00	1.73		0.69	0.69
3		0.00	0.54		0.90	1.89		0.00		0.25	0.69	
4	0.16	0.00	0.54	0.54	0.69		0.69	0.00		0.25	0.69	
5	0.16	0.00		0.54	0.69		0.00	0.00	1.73	0.50		0.43
6	0.16			0.16	0.69	1.89	0.00		1.73	0.50		0.43
7	0.16		0.54	0.16		1.89	0.00		1.73	0.50	0.69	0.63
8	0.00	0.00	0.54	0.16		1.89	0.00	0.00	1.73		0.69	0.19
9		0.00	0.54		0.69	1.89		0.00	1.73		0.69	0.19
10		0.00	0.54		0.69	1.89		0.00		0.50	0.69	
11	0.00	0.00	0.54	0.16	0.86		0.00	0.00		0.50	0.69	
12	0.00	0.00		0.16	2.06		0.00	0.00	1.73	0.50		0.43
13	0.16			0.16	2.06	1.89	0.00		1.73	0.50		0.24
14	0.16		0.54	0.16		1.89	0.00		1.73	0.24	0.69	0.24
15	0.16	0.00	0.54	0.16		1.89	0.00	0.00	1.73		0.69	0.00
16		0.00	0.54		2.06	0.67		0.00	2.16		0.69	0.00
17		0.00	0.54		2.06	0.67		0.00		0.24	0.69	
18	0.00	0.00	0.54	0.16	2.06		0.00	0.00		0.24	0.69	
19	0.00	0.00		0.86	2.06		0.00	0.00	1.73	0.24		0.00
20	0.00			0.91	2.06	0.67	0.00		1.73	0.24		0.00
21	0.00		0.54	0.91		0.67	1.07		0.25	0.24	0.69	0.00
22	0.00	0.00	0.54	0.91		0.88	1.07	0.00	0.25		0.69	0.00
23		0.00	0.54		2.06	0.88		0.00	0.25		0.69	0.00
24		0.54	0.54		2.06	0.88		1.47		0.24	0.69	
25	0.00	0.54	0.54	0.91	2.06		1.07	1.47		0.24	0.69	
26	0.00	0.54		0.91	2.06		1.07	1.47	0.25	0.24		0.00
27	0.00			0.69	2.06	0.88	1.07		0.25	0.24		0.00
28	0.00		0.54	0.69		0.88	0.00		0.25	0.24	0.69	0.00
29	0.00	0.54	0.54	0.69		0.69	0.00	1.73	0.25		0.69	0.00
30		-----	0.54		2.06	0.69		1.73	0.25		0.69	
31		-----	0.54	-----	2.06	-----		1.73	-----	0.24	-----	
Max (lb/day)	0.16	0.54	0.54	0.91	2.06	1.89	1.07	1.73	2.16	0.50	0.69	0.69
Monthly (lb)	1.30	2.17	12.46	10.58	34.90	29.28	6.74	9.61	26.65	6.89	14.68	4.17
Quarter (lb)	15.93			74.76			42.99			25.74		
Total (lb)	159.42											

NOTES:

lb/day = pounds per day; black shaded cells represent max daily emissions.

Workdays assume a 5-day-per-week workweek; blank cells represent weekends (no work assumed).

SOURCES: Ricondo & Associates, Inc., 2015; CARB EMFAC2011.

PREPARED BY: Ricondo & Associates, Inc., March 2015.



**Criteria Pollutants - 2016 On-Road Off-Site Hauling Emissions**

NITROGEN OXIDES (LB/DAY)												
DAY	JAN	FEB	MAR	APR	MAY	JUN	JUL	AUG	SEP	OCT	NOV	DEC
1	3.59	0.00	10.36	10.36	0.00	40.61	15.35	0.00	37.82		5.37	14.95
2		0.00	10.36		20.02	40.61		0.00	37.82		14.95	14.95
3		0.00	10.36		20.02	40.61		0.00		5.34	14.95	
4	3.59	0.00	10.36	10.36	15.35		15.35	0.00		5.34	14.95	
5	3.59	0.00		10.36	15.35		0.00	0.00	37.82	10.71		9.61
6	3.59			3.59	15.35	40.61	0.00		37.82	10.71		9.61
7	3.59		10.36	3.59		40.61	0.00		37.82	10.71	14.95	13.83
8	0.00	0.00	10.36	3.59		40.61	0.00	0.00	37.82		14.95	4.22
9		0.00	10.36		15.35	40.61		0.00	37.82		14.95	4.22
10		0.00	10.36		15.35	40.61		0.00		10.71	14.95	
11	0.00	0.00	10.36	3.59	18.94		0.00	0.00		10.71	14.95	
12	0.00	0.00		3.59	44.19		0.00	0.00	37.82	10.71		9.59
13	3.59			3.59	44.19	40.61	0.00		37.82	10.71		5.37
14	3.59		10.36	3.59		40.61	0.00		37.82	5.37	14.95	5.37
15	3.59	0.00	10.36	3.59		40.61	0.00	0.00	37.82		14.95	0.00
16		0.00	10.36		44.19	14.78		0.00	47.44		14.95	0.00
17		0.00	10.36		44.19	14.78		0.00		5.37	14.95	
18	0.00	0.00	10.36	3.59	44.19		0.00	0.00		5.37	14.95	
19	0.00	0.00		18.94	44.19		0.00	0.00	37.82	5.37		0.00
20	0.00			18.56	44.19	14.78	0.00		37.82	5.37		0.00
21	0.00		10.36	18.56		14.78	23.68		5.34	5.37	14.95	0.00
22	0.00	0.00	10.36	18.56		19.45	23.68	0.00	5.34		14.95	0.00
23		0.00	10.36		44.19	19.45		0.00	5.34		14.95	0.00
24		10.36	10.36		44.19	19.45		32.48		5.37	14.95	
25	0.00	10.36	10.36	18.56	44.19		23.68	32.48		5.37	14.95	
26	0.00	10.36		18.56	44.19		23.68	32.48	5.34	5.37		0.00
27	0.00			15.35	44.19	19.45	23.68		5.34	5.37		0.00
28	0.00		10.36	15.35		19.45	0.00		5.34	5.37	14.95	0.00
29	0.00	10.36	10.36	15.35		15.35	0.00	37.82	5.34		14.95	0.00
30		-----	10.36		44.19	15.35		37.82	5.34		14.95	
31		-----	10.36	-----	44.19	-----		37.82	-----	5.37	-----	
Max (lb/day)	3.59	10.36	10.36	18.94	44.19	40.61	23.68	37.82	47.44	10.71	14.95	14.95
Monthly (lb)	28.71	41.46	238.39	221.16	754.42	633.72	149.11	210.92	581.87	150.03	319.37	91.73
Quarter (lb)	308.56			1,609.31			941.91			561.12		
Total (lb)	3,420.90											

NOTES:

lb/day = pounds per day; black shaded cells represent max daily emissions.

Workdays assume a 5-day-per-week workweek; blank cells represent weekends (no work assumed).

SOURCES: Ricondo & Associates, Inc., 2015; CARB EMFAC2011.

PREPARED BY: Ricondo & Associates, Inc., March 2015.

**Criteria Pollutants - 2016 On-Road Off-Site Hauling Emissions**

SULFUR OXIDES (LB/DAY)												
DAY	JAN	FEB	MAR	APR	MAY	JUN	JUL	AUG	SEP	OCT	NOV	DEC
1	0.01	0.00	0.03	0.03	0.00	0.10	0.04	0.00	0.10		0.01	0.04
2		0.00	0.03		0.05	0.10		0.00	0.10		0.04	0.04
3		0.00	0.03		0.05	0.10		0.00		0.01	0.04	
4	0.01	0.00	0.03	0.03	0.04		0.04	0.00		0.01	0.04	
5	0.01	0.00		0.03	0.04		0.00	0.00	0.10	0.03		0.02
6	0.01			0.01	0.04	0.10	0.00		0.10	0.03		0.02
7	0.01		0.03	0.01		0.10	0.00		0.10	0.03	0.04	0.04
8	0.00	0.00	0.03	0.01		0.10	0.00	0.00	0.10		0.04	0.01
9		0.00	0.03		0.04	0.10		0.00	0.10		0.04	0.01
10		0.00	0.03		0.04	0.10		0.00		0.03	0.04	
11	0.00	0.00	0.03	0.01	0.05		0.00	0.00		0.03	0.04	
12	0.00	0.00		0.01	0.11		0.00	0.00	0.10	0.03		0.02
13	0.01			0.01	0.11	0.10	0.00		0.10	0.03		0.01
14	0.01		0.03	0.01		0.10	0.00		0.10	0.01	0.04	0.01
15	0.01	0.00	0.03	0.01		0.10	0.00	0.00	0.10		0.04	0.00
16		0.00	0.03		0.11	0.04		0.00	0.12		0.04	0.00
17		0.00	0.03		0.11	0.04		0.00		0.01	0.04	
18	0.00	0.00	0.03	0.01	0.11		0.00	0.00		0.01	0.04	
19	0.00	0.00		0.05	0.11		0.00	0.00	0.10	0.01		0.00
20	0.00			0.05	0.11	0.04	0.00		0.10	0.01		0.00
21	0.00		0.03	0.05		0.04	0.06		0.01	0.01	0.04	0.00
22	0.00	0.00	0.03	0.05		0.05	0.06	0.00	0.01		0.04	0.00
23		0.00	0.03		0.11	0.05		0.00	0.01		0.04	0.00
24		0.03	0.03		0.11	0.05		0.08		0.01	0.04	
25	0.00	0.03	0.03	0.05	0.11		0.06	0.08		0.01	0.04	
26	0.00	0.03		0.05	0.11		0.06	0.08	0.01	0.01		0.00
27	0.00			0.04	0.11	0.05	0.06		0.01	0.01		0.00
28	0.00		0.03	0.04		0.05	0.00		0.01	0.01	0.04	0.00
29	0.00	0.03	0.03	0.04		0.04	0.00	0.10	0.01		0.04	0.00
30		-----	0.03		0.11	0.04		0.10	0.01		0.04	
31		-----	0.03	-----	0.11	-----		0.10	-----	0.01	-----	
Max (lb/day)	0.01	0.03	0.03	0.05	0.11	0.10	0.06	0.10	0.12	0.03	0.04	0.04
Monthly (lb)	0.07	0.10	0.60	0.56	1.91	1.61	0.38	0.54	1.48	0.38	0.81	0.23
Quarter (lb)	0.77			4.08			2.39			1.42		
Total (lb)	8.66											

NOTES:

lb/day = pounds per day; black shaded cells represent max daily emissions.

Workdays assume a 5-day-per-week workweek; blank cells represent weekends (no work assumed).

SOURCES: Ricondo & Associates, Inc., 2015; CARB EMFAC2011.

PREPARED BY: Ricondo & Associates, Inc., March 2015.

**Criteria Pollutants - 2016 On-Road Off-Site Hauling Emissions**

RESPIRABLE PARTICULATE MATTER (LB/DAY)												
DAY	JAN	FEB	MAR	APR	MAY	JUN	JUL	AUG	SEP	OCT	NOV	DEC
1	1.61	0.00	4.43	4.43	0.00	18.03	6.88	0.00	16.90		2.41	6.67
2		0.00	4.43		8.97	18.03		0.00	16.90		6.67	6.67
3		0.00	4.43		8.97	18.03		0.00		2.36	6.67	
4	1.61	0.00	4.43	4.43	6.88		6.88	0.00		2.36	6.67	
5	1.61	0.00		4.43	6.88		0.00	0.00	16.90	4.76		4.31
6	1.61			1.61	6.88	18.03	0.00		16.90	4.76		4.31
7	1.61		4.43	1.61		18.03	0.00		16.90	4.76	6.67	6.20
8	0.00	0.00	4.43	1.61		18.03	0.00	0.00	16.90		6.67	1.89
9		0.00	4.43		6.88	18.03		0.00	16.90		6.67	1.89
10		0.00	4.43		6.88	18.03		0.00		4.76	6.67	
11	0.00	0.00	4.43	1.61	8.49		0.00	0.00		4.76	6.67	
12	0.00	0.00		1.61	19.64		0.00	0.00	16.90	4.76		4.30
13	1.61			1.61	19.64	18.03	0.00		16.90	4.76		2.41
14	1.61		4.43	1.61		18.03	0.00		16.90	2.41	6.67	2.41
15	1.61	0.00	4.43	1.61		18.03	0.00	0.00	16.90		6.67	0.00
16		0.00	4.43		19.64	6.62		0.00	21.20		6.67	0.00
17		0.00	4.43		19.64	6.62		0.00		2.41	6.67	
18	0.00	0.00	4.43	1.61	19.64		0.00	0.00		2.41	6.67	
19	0.00	0.00		8.49	19.64		0.00	0.00	16.90	2.41		0.00
20	0.00			8.11	19.64	6.62	0.00		16.90	2.41		0.00
21	0.00		4.43	8.11		6.62	10.61		2.36	2.41	6.67	0.00
22	0.00	0.00	4.43	8.11		8.72	10.61	0.00	2.36		6.67	0.00
23		0.00	4.43		19.64	8.72		0.00	2.36		6.67	0.00
24		4.43	4.43		19.64	8.72		14.54		2.41	6.67	
25	0.00	4.43	4.43	8.11	19.64		10.61	14.54		2.41	6.67	
26	0.00	4.43		8.11	19.64		10.61	14.54	2.36	2.41		0.00
27	0.00			6.88	19.64	8.72	10.61		2.36	2.41		0.00
28	0.00		4.43	6.88		8.72	0.00		2.36	2.41	6.67	0.00
29	0.00	4.43	4.43	6.88		6.88	0.00	16.90	2.36		6.67	0.00
30		-----	4.43		19.64	6.88		16.90	2.36		6.67	
31		-----	4.43	-----	19.64	-----		16.90	-----	2.41	-----	
Max (lb/day)	1.61	4.43	4.43	8.49	19.64	18.03	10.61	16.90	21.20	4.76	6.67	6.67
Monthly (lb)	12.86	17.74	101.98	97.42	335.74	282.15	66.82	94.31	259.73	66.92	142.39	41.04
Quarter (lb)	132.58			715.31			420.86			250.35		
Total (lb)	1,519.11											

NOTES:

lb/day = pounds per day; black shaded cells represent max daily emissions.

Workdays assume a 5-day-per-week workweek; blank cells represent weekends (no work assumed).

SOURCES: Ricondo & Associates, Inc., 2015; CARB EMFAC2011.

PREPARED BY: Ricondo & Associates, Inc., March 2015.

**Criteria Pollutants - 2016 On-Road Off-Site Hauling Emissions**

FINE PARTICULATE MATTER (LB/DAY)												
DAY	JAN	FEB	MAR	APR	MAY	JUN	JUL	AUG	SEP	OCT	NOV	DEC
1	0.40	0.00	1.12	1.12	0.00	4.54	1.73	0.00	4.25		0.61	1.68
2		0.00	1.12		2.26	4.54		0.00	4.25		1.68	1.68
3		0.00	1.12		2.26	4.54		0.00		0.59	1.68	
4	0.40	0.00	1.12	1.12	1.73		1.73	0.00		0.59	1.68	
5	0.40	0.00		1.12	1.73		0.00	0.00	4.25	1.20		1.08
6	0.40			0.40	1.73	4.54	0.00		4.25	1.20		1.08
7	0.40		1.12	0.40		4.54	0.00		4.25	1.20	1.68	1.56
8	0.00	0.00	1.12	0.40		4.54	0.00	0.00	4.25		1.68	0.48
9		0.00	1.12		1.73	4.54		0.00	4.25		1.68	0.48
10		0.00	1.12		1.73	4.54		0.00		1.20	1.68	
11	0.00	0.00	1.12	0.40	2.14		0.00	0.00		1.20	1.68	
12	0.00	0.00		0.40	4.94		0.00	0.00	4.25	1.20		1.08
13	0.40			0.40	4.94	4.54	0.00		4.25	1.20		0.61
14	0.40		1.12	0.40		4.54	0.00		4.25	0.61	1.68	0.61
15	0.40	0.00	1.12	0.40		4.54	0.00	0.00	4.25		1.68	0.00
16		0.00	1.12		4.94	1.67		0.00	5.34		1.68	0.00
17		0.00	1.12		4.94	1.67		0.00		0.61	1.68	
18	0.00	0.00	1.12	0.40	4.94		0.00	0.00		0.61	1.68	
19	0.00	0.00		2.14	4.94		0.00	0.00	4.25	0.61		0.00
20	0.00			2.04	4.94	1.67	0.00		4.25	0.61		0.00
21	0.00		1.12	2.04		1.67	2.67		0.59	0.61	1.68	0.00
22	0.00	0.00	1.12	2.04		2.19	2.67	0.00	0.59		1.68	0.00
23		0.00	1.12		4.94	2.19		0.00	0.59		1.68	0.00
24		1.12	1.12		4.94	2.19		3.66		0.61	1.68	
25	0.00	1.12	1.12	2.04	4.94		2.67	3.66		0.61	1.68	
26	0.00	1.12		2.04	4.94		2.67	3.66	0.59	0.61		0.00
27	0.00			1.73	4.94	2.19	2.67		0.59	0.61		0.00
28	0.00		1.12	1.73		2.19	0.00		0.59	0.61	1.68	0.00
29	0.00	1.12	1.12	1.73		1.73	0.00	4.25	0.59		1.68	0.00
30		-----	1.12		4.94	1.73		4.25	0.59		1.68	
31		-----	1.12	-----	4.94	-----		4.25	-----	0.61	-----	
Max (lb/day)	0.40	1.12	1.12	2.14	4.94	4.54	2.67	4.25	5.34	1.20	1.68	1.68
Monthly (lb)	3.24	4.47	25.68	24.53	84.55	71.05	16.83	23.75	65.40	16.85	35.86	10.33
Quarter (lb)	33.39			180.13			105.98			63.04		
Total (lb)	382.54											

NOTES:

lb/day = pounds per day; black shaded cells represent max daily emissions.

Workdays assume a 5-day-per-week workweek; blank cells represent weekends (no work assumed).

SOURCES: Ricondo & Associates, Inc., 2015; CARB EMFAC2011.

PREPARED BY: Ricondo & Associates, Inc., March 2015.

---

# Attachment A.1

---

## Construction – Criteria Pollutant and Greenhouse Gas Emissions Calculations

- Criteria Pollutants – 2016 Pavement Crushing Emissions

## Criteria Pollutants - 2016 Pavement Crushing Emissions

<b>Runway material to be crushed:</b>	<b>Cubic Feet</b>	<b>Pavement</b>	<b>Tons</b>		
Runway 24L Component - PCC Pavement	27,500	Concrete	1,994	Asphalt density (lbs/cf):	145
Runway 24L Component - Parking in RSA	661	Asphalt	48	Concrete density (lbs/cf):	145
Runway 6R Component - PCC Pavement	19,015	Concrete	1,379	<i>Sources: National Asphalt Association and Portland Cement Association</i>	

### **Average throughput for crusher:**

Crushing of concrete:	175 tons/hour
Crushing of asphalt:	300 tons/hour

Source: HNTB Corporation, based on conversations with crushing contractors

### **Crusher Operating Hours (per Year)**

Runway 24L Component - PCC Pavement	11
Runway 24L Component - Parking in RSA	0
Runway 6R Component - PCC Pavement	8

<b>Crusher Operating Emissions</b>		<b>Emission Factors (lb/hp-hr)</b>		<b>Fugitive Dust Emission Factors (lb/ton):</b>	
Ref. Model	CAT 325L	CO	0.00715	Source	PM <sub>10</sub> /PM <sub>2.5</sub>
Fuel	Diesel	ROG	0.00031	Tertiary Crushing (controlled)	0.00054
Horsepower	168	Nox	0.00551	Fines Crushing (controlled)	0.0012
Load Factor	0.415	Sox	0.00001	Screening (controlled)	0.00074
Usage Factor	0.459	PM10	0.00003	Fines Screening (controlled)	0.0022
Emissions Tier	Tier 4	PM2.5	0.00003	Conveyer Transfer Point (controlled)	0.000046
		CO2e	1.25503	Total	0.004726 lb/ton

Source: AP-42 Table 11.19.2-2 Emission Factors For Crushed Stone Processing Operations

<b>Emissions (tons/year)</b>	<b>CO</b>	<b>VOC</b>	<b>NO<sub>x</sub></b>	<b>SO<sub>x</sub></b>	<b>PM10 <sup>1/</sup></b>	<b>PM2.5 <sup>1/</sup></b>
Runway 24L Component - PCC Pavement	0.0013	0.0001	0.0010	0.0000	0.0047	0.0047
Runway 24L Component - Parking in RSA	0.0000	0.0000	0.0000	0.0000	0.0001	0.0001
Runway 6R Component - PCC Pavement	0.0009	0.0000	0.0007	0.0000	0.0033	0.0033
	<b>0.0022</b>	<b>0.0001</b>	<b>0.0017</b>	<b>0.0000</b>	<b>0.0081</b>	<b>0.0081</b>
<b>Emissions (lb/day)</b>	<b>CO</b>	<b>ROG</b>	<b>NO<sub>x</sub></b>	<b>SO<sub>x</sub></b>	<b>PM<sub>10</sub></b>	<b>PM<sub>2.5</sub></b>
Runway 24L Components	0.0661	0.0029	0.0510	0.0001	0.2415	0.2415
Runway 6R Components	0.0902	0.0039	0.0695	0.0002	0.3262	0.3261

### NOTES:

g/mi = grams per mile; g/trip = grams per trip; lb/mi = pounds per mile.

SOURCE: Ricondo & Associates, Inc., 2015, based on methodologies included in AP-42 and data from HNTB for the LAX SAIP EIR and the sources referenced in the table.

PREPARED BY: Ricondo & Associates, Inc., March 2015.

---

# Attachment A.1

---

## Construction – Criteria Pollutant and Greenhouse Gas Emissions Calculations

- Fugitive Dust Emission Factors

## Fugitive Dust Emission Factors

### General

lb/VMT = pounds per vehicle mile traveled

lb/hr = pounds per hour

Haul truck capacity estimated based on Freightliner 120SD (Chassis weight: 17,400 lb, Gross Vehicle Weight Rating = 66,000 lb)

Soil weight = 2,700 lb/yd<sup>3</sup> (Assumption: Loose, wet excavated earth. Weight varies with moisture content, compaction, etc.)

Source: Caterpillar Performance Handbook (Edition 30, October 1999)

Mitigation: watering three times daily (per SCAQMD Rule 403)

Potential modeled emissions reduction: 61% PM<sub>10</sub> and 61% PM<sub>2.5</sub>

### Road Dust Emission Factors

#### Unpaved Roads

Applies to all on-road vehicles operating on the construction site.

Equation 1b from USEPA, AP-42, Fifth Edition, Volume I, Chapter 13.2.2 - Unpaved Roads, November 2006:

$$\text{Particulate emissions (lb/VMT)} = (k (s / 12)^a (S / 30)^d) / (M / 0.5)^c - C$$

Where:

k <sub>PM10</sub> =	1.8 PM10 particle size multiplier (from AP-42 Table 13.2.2-2)
k <sub>PM2.5</sub> =	0.18 PM2.5 particle size multiplier (from AP-42 Table 13.2.2-2)
s =	4.3% surface material silt content (%)
S =	15 mean vehicle speed (mph)
a =	1 empirical constant (from AP-42 Table 13.2.2-2)
d =	0.5 empirical constant (from AP-42 Table 13.2.2-2)
M =	0.5% % surface material moisture content (from LAX West Aircraft Maintenance Area Project Draft EIR)
c =	0.2 empirical constant (from AP-42 Table 13.2.2-2)
C <sub>PM10</sub> =	0.00047 emission factor for 1980's vehicle fleet exhaust, brake wear and tire wear (from AP-42 Table 13.2.2-3)
C <sub>PM2.5</sub> =	0.00036 emission factor for 1980's vehicle fleet exhaust, brake wear and tire wear (from AP-42 Table 13.2.2-3)

		Mitigation	
PM10 unpaved road factor (lb/VMT):	0.0110	61%	0.0043
PM2.5 unpaved road factor (lb/VMT):	0.0008	61%	0.0003

Multiply by speed (mph) to derive lb/hr:

		Mitigation	
PM10 unpaved road factor (lb/hr):	0.1648	61%	0.0643
PM2.5 unpaved road factor (lb/hr):	0.0118	61%	0.0046

#### Paved Roads

Applies to all on-road, off-site vehicles

Equation 1 from USEPA, AP-42, Fifth Edition, Volume I, Chapter 13.2.1 - Paved Roads, January 2011:

$$\text{Particulate emissions (lb/VMT)} = k (sL)^{0.91} \times (W)^{1.02}$$

Where:

k <sub>PM10</sub> =	0.0022 PM10 particle size multiplier (from AP-42 Table 13.2.1-1)
k <sub>PM2.5</sub> =	0.00054 PM2.5 particle size multiplier (from AP-42 Table 13.2.1-1)
sL =	0.1 road surface silt loading in g/m <sup>2</sup> (from LAX West Aircraft Maintenance Area Project Draft EIR)
W =	[Varies] average fleet vehicle weight (tons) (CARB uses 2.4 tons as a fleet average vehicle weight factor)

Vehicle	Weight (tons)	PM10 (lb/VMT)	PM2.5 (lb/VMT)
Employee vehicle	2.4	0.0007	0.0002
Haul truck	22.2	0.0064	0.0016



## Fugitive Dust Emission Factors

### Material Handling/Drop Operations

Applies to construction equipment involved in excavation/loading/unloading operations.

Specified equation from USEPA, AP-42, Fifth Edition, Volume I, Chapter 13.2.4 - Aggregate Handling and Storage Piles, November 2006:

$$\text{Particulate emissions (lb/ton)} = k (0.0032) \times (U / 5)^{1.3} / (M / 2)^{1.4}$$

Where:

$k_{PM10}$ =	0.35 PM10 particle size multiplier (from AP-42 Chapter 13.2.4)
$k_{PM2.5}$ =	0.053 PM2.5 particle size multiplier (from AP-42 Chapter 13.2.4)
$u$ =	6.2 mean wind speed in mph (from EPA Tanks v4.0. avg. wind speed for Los Angeles County)
$M$ =	12 % material moisture content (default value used in CalEEMod 2013.2.2)

Equipment Specs/Performance	Backhoe	Excavator	Loader
Soil Capacity (yd3)	1	1.5	7.8
Cycle Time (min)	0.5	0.8	2.2
Number of Cycles/hr	120	74	27
Bucket Fill Factor	90%	90%	90%
Volume Moved (yd3/hour)	108	100	190
PM10 Emissions (lb/ton)	0.00012	0.00012	0.00012
PM2.5 Emissions (lb/ton)	0.00002	0.00002	0.00002
Material Handling Rate (ton/hr)	146	135	256
Mitigation	61%	61%	61%
PM10 Emissions (lb/hr)	0.007	0.006	0.012
PM2.5 Emissions (lb/hr)	0.001	0.001	0.002

Soil weight = 2,700 lb/yd3 (Assumption: Loose, wet excavated earth. Weight varies with moisture content, compaction, etc.)  
Source: Caterpillar Performance Handbook (Edition 30, October 1999)

### Scraping

Scraper emissions based on USEPA, AP-42, Fifth Edition, Volume I, Chapter 13.2.3 - Heavy Construction Operations, January 1995, Table 13.2.3-1

Cycle time = load time (5 minutes) + maneuver and dump time (5 minutes) + travel time (10 minutes), per MARRS Services, 30 Jul 2002.

Equation: Scraper emissions (lb/hr) =  $k \times \text{TSP} \times \text{rate}$

Where:

$k_{PM10}$ =	0.35 PM10 particle size multiplier (from AP-42 Chapter 13.2.4)
$k_{PM2.5}$ =	0.053 PM2.5 particle size multiplier (from AP-42 Chapter 13.2.4)
TSP =	0.058 emission rate for removing topsoil in lb TSP/ton (from AP-42 Table 11.9-4)
rate =	[Varies] excavation rate in tons/hr

Equipment Specs/Performance	Scraper
Soil Capacity (yd3)	17
Cycle Time (min)	20
Number of Cycles/hr	3
Volume Moved (yd3/hour)	51
Excavation rate (ton/hr)	68.9
Mitigation	61%
Scraping PM10 Emissions (lb/hr)	0.545
Scraping PM2.5 Emissions (lb/hr)	0.083

Soil weight = 2,700 lb/yd3 (Assumption: Loose, wet excavated earth. Weight varies with moisture content, compaction, etc.)  
Source: Caterpillar Performance Handbook (Edition 30, October 1999)

## Fugitive Dust Emission Factors

### Grading

Equation from USEPA, AP-42, Fifth Edition, Volume I, Chapter 11.9 - Western Surface Coal Mining, July 1998, Table 11.9-1

$$\text{PM}_{10} \text{ Emissions (lb/VMT)} = 0.60 \times 0.051 (S)^2$$

$$\text{PM}_{2.5} \text{ Emissions (lb/VMT)} = 0.031 \times 0.04 (S)^{2.5}$$

Where:

S = 7.1 mean vehicle speed in mph (AP-42 default value is 7.1 mph)

PM<sub>10</sub> Emissions (lb/VMT) 1.54

PM<sub>2.5</sub> Emissions (lb/VMT) 0.17

Mitigation 61%

Source: CalEEMod

$$\text{VMT} = \text{As/Wb} \times 43,560 (\text{sqft/acre}) / 5,280 (\text{ft/mile})$$

Where:

As = varies acreage of grading site (acre)  
Wb = 12 blade width (ft) CalEEMod default

Construction Components	Acres	VMT	PM <sub>10</sub> (lb)	PM <sub>2.5</sub> (lb)
Runway 24L Component	11.2929	7.7639	4.6707	0.5043
Runway 6R Component	5.5267	3.7996	2.2858	0.2468

### Bulldozing

Equation from USEPA, AP-42, Fifth Edition, Volume I, Chapter 11.9 - Western Surface Coal Mining, July 1998, Table 11.9-1

Assumes overburden material (the earth between the topsoil and the coal seam (USEPA AP-42)

$$\text{PM}_{10} \text{ Emissions (lb/hr)} = 0.75 \times (1.0 (s)^{1.5} / M^{1.4})$$

$$\text{PM}_{10} \text{ Emissions (lb/hr)} = 0.105 \times (5.7 (s)^{1.2} / M^{1.3})$$

Where:

s = 6.9 % surface material silt content (value for overburden material from AP-42 Table 11.9-3)  
M = 7.9 % material moisture content (value for overburden material from AP-42 Table 11.9-3)

Mitigation 61%

PM <sub>10</sub> Emissions (lb/hr)	0.29
PM <sub>2.5</sub> Emissions (lb/hr)	0.16

### Compactors and Miscellaneous

Specified equation from USEPA, AP-42, Fifth Edition, Volume I, Chapter 13.2.4 - Aggregate Handling and Storage Piles, November 2006 (same as dozing):

Equation from USEPA, AP-42, Fifth Edition, Volume I, Chapter 11.9 - Western Surface Coal Mining, July 1998, Table 11.9-1

Assumes overburden material (the earth between the topsoil and the coal seam (USEPA AP-42)

$$\text{PM}_{10} \text{ Emissions (lb/hr)} = 0.75 \times (1.0 (s)^{1.5} / M^{1.4})$$

$$\text{PM}_{10} \text{ Emissions (lb/hr)} = 0.105 \times (5.7 (s)^{1.2} / M^{1.3})$$

Where:

s = 6.9 % surface material silt content (value for overburden material from AP-42 Table 11.9-3)  
M = 7.9 % material moisture content (value for overburden material from AP-42 Table 11.9-3)

Mitigation 61%

PM <sub>10</sub> Emissions (lb/hr)	0.29
PM <sub>2.5</sub> Emissions (lb/hr)	0.16

## Fugitive Dust Emission Factors

### Compilation and Application of Fugitive Dust Emission Factors to Construction Equipment

Off-Road Equipment	PM <sub>10</sub> (lb/hr)	PM <sub>2.5</sub> (lb/hr)
Asphalt Paver, 130 HP	0.000	0.000
Backhoe Loader, 48 HP	0.012	0.002
Belt Placer	0.000	0.000
Compactor	0.294	0.161
Compactor, Roller,Vibratory, 25 Ton	0.294	0.161
Concrete Paver	0.000	0.000
Concrete Pump	0.000	0.000
Concrete Saw	0.000	0.000
Crane - Track	0.000	0.000
Crane RT 50 Ton	0.000	0.000
Crawler Loader, 3 CY	0.012	0.002
Cure/Texture Rig	0.000	0.000
Dozer, 200 HP	0.294	0.161
Dozer, 300 HP	0.294	0.161
FE Loader, W.M., 4 CY	0.012	0.002
Fork Lift	0.000	0.000
Front End Loader	0.012	0.002
Generator	0.000	0.000
Grader, 30,000 lbs	0.000	0.000
Heating Kettle, 115 Gallon	0.000	0.000
Hyd. Crane 25 tons	0.000	0.000
Hyd. Excavator, 1 C.Y.	0.006	0.001
Hyd. Hammer (1200 lbs)	0.133	0.016
Light Plant	0.000	0.000
Motor Grader	0.000	0.000
Paint Thermo. Striper, TM	0.000	0.000
Pavt. Rem. Bucket	0.000	0.000
Roller, Pneum., Whl., 12 Ton	0.294	0.161
S.P. Crane, 4x4, 5 Ton	0.000	0.000
Scraper, Towed, 10 C.Y.	0.545	0.083
Tandem Roller, 10 Ton	0.294	0.161
Vibrator	0.000	0.000
Welder	0.000	0.000

### Fugitive Dust Emission Factors for On-Road Off-Site Vehicles

	PM <sub>10</sub> lb/mi	PM <sub>2.5</sub> lb/mi
Employee vehicle	0.0007	0.0002
Haul truck	0.0064	0.0016

On-Road Equipment	PM <sub>10</sub> (lb/mi)	PM <sub>2.5</sub> (lb/mi)
Flatbed Truck	0.0043	0.0003
Pickup Truck	0.0043	0.0003
Dump Truck	0.0043	0.0003
Transit Mixer	0.0043	0.0003
Truck Tractor	0.0043	0.0003
Water Truck	0.0043	0.0003

SOURCE: Ricondo & Associates, Inc., 2015, based on sources and methodologies cited in this section.  
 PREPARED BY: Ricondo & Associates, Inc., March 2015.

---

# Attachment A.1

---

## Construction – Criteria Pollutant and Greenhouse Gas Emissions Calculations

- Asphalt Paving and Painting Fugitive Emissions

## Asphalt Paving and Painting Fugitive Emissions

### ASPHALT PAVING EMISSIONS

Asphalt Paving Emission Factor (lb/acre) 2.62

	AREA (SF)	ACRES	ROG (LB)	DAYS	ROG (LB/DAY)
Runway 24L Component	909,117	20.87	54.6810	4	13.6703
Runway 6R Component	337,727	7.75	20.3134	5	4.0627
<b>Total</b>			<b>74.9944</b>		

### PAINTING EMISSIONS

Emission Factor (lb/sf) 0.002315835

Calculation from Appendix A of the CalEEMod User's Guide, Feb 2011.

	PAINT			
	AREA (SF)	ROG (LB)	DAYS	ROG (LB/DAY)
Runway 24L Component	125,000	289.4793	6	48.2466
Runway 6R Component	90,000	208.4251	10	20.8425
<b>Total</b>		<b>497.9044</b>		

#### NOTES:

lb = pounds; sf = square feet.

SOURCE: Ricondo & Associates, Inc., 2015.

PREPARED BY: Ricondo & Associates, Inc., March 2015.

---

# Attachment A.1

---

## Construction – Criteria Pollutant and Greenhouse Gas Emissions Calculations

- GHGs – 2016 Construction Emissions Summary

**Greenhouse Gases - 2016 Construction Emissions Summary**

CARBON DIOXIDE EQUIVALENT (CO <sub>2e</sub> ) EMISSIONS (LB/DAY)												
DAY	JAN	FEB	MAR	APR	MAY	JUN	JUL	AUG	SEP	OCT	NOV	DEC
1	6,225	22,229	26,740	6,334	0	18,602	7,563	6,618	14,830		8,796	10,454
2		22,229	26,740		13,614	18,602		6,618	14,830		12,464	10,454
3		22,229	26,740		13,614	18,602		6,618		17,560	12,464	
4	6,225	22,229	26,740	6,334	11,472		7,563	6,618		17,560	12,464	
5	4,972	22,229		6,334	11,472		536	6,618	14,830	11,330		4,900
6	4,972			24,867	11,472	18,602	536		14,830	11,330		4,900
7	4,972		26,740	24,867		18,602	3,142		14,830	11,330	12,464	8,400
8	230	22,229	26,740	24,867		18,602	3,142	6,618	14,830		12,464	3,500
9		22,229	6,334		8,129	18,602		6,618	14,830		12,464	3,500
10		22,229	6,334		8,129	18,602		3,945		11,330	12,464	
11	230	22,229	6,334	24,867	9,006		3,142	3,945		11,330	13,306	
12	230	22,229		24,867	20,927		3,142	3,945	14,830	11,330		6,833
13	23,391			24,867	20,927	18,602	3,142		14,830	11,330		3,333
14	23,391		6,334	24,867		18,602	3,142		14,830	8,796	13,306	3,333
15	23,391	22,229	6,334	24,867		18,602	0	3,945	14,830		13,306	1,940
16		22,229	6,334		20,927	6,241		3,945	17,326		13,306	2,175
17		22,229	6,334		20,927	6,241		3,945		8,796	13,306	
18	22,229	22,229	6,334	24,867	20,015		0	3,945		8,796	11,366	
19	22,229	22,229		9,032	20,015		0	3,945	14,830	8,796		236
20	22,229			13,467	20,015	6,241	0		14,830	8,796		236
21	22,229		6,334	13,467		6,241	6,905		17,560	8,796	11,366	236
22	22,229	22,229	6,334	13,467		7,454	7,134	3,945	17,560		11,366	236
23		22,229	6,334		20,015	7,454		3,945	17,560		11,366	236
24		26,740	6,334		20,015	7,454		11,428		8,796	11,366	
25	22,229	26,740	6,334	13,467	20,015		6,955	11,198		8,796	11,366	
26	22,229	26,740		13,467	20,015		6,955	11,198	17,560	8,796		236
27	22,229			9,315	20,015	7,454	13,344		17,560	8,796		236
28	22,229		6,334	9,315		7,454	6,618		17,560	8,796	11,366	236
29	22,229	26,740	6,334	9,315		7,563	6,618	14,830	17,560		11,366	236
30		-----	6,334		20,015	7,563		14,830	17,560		10,454	
31		-----	6,334	-----	20,015	-----		14,830	-----	8,796	-----	
Max (lb/day)	23,391	26,740	26,740	24,867	20,927	18,602	13,344	14,830	17,560	17,560	13,306	10,454
Total (lb)	320,521	484,860	268,126	347,119	370,770	281,982	89,579	164,094	350,602	219,988	263,954	65,843
Quarter (lb)	1,073,507			999,871			604,275			549,785		
Tons	1,614											

**CO<sub>2e</sub> Emissions (metric tons per year) 1,464**

**30-year amortization --> 48.80**

**NOTES:**

lb/day = pounds per day; black shaded cells represent max daily emissions.

Workdays assume a 5-day-per-week workweek; blank cells represent weekends (no work assumed).

SOURCE: Ricondo & Associates, Inc., 2015, based on sources and methodologies depicted in previous tables in this section.

PREPARED BY: Ricondo & Associates, Inc., March 2015.

---

# Attachment A.1

---

## Construction – Criteria Pollutant and Greenhouse Gas Emissions Calculations

- GHGs – 2016 Construction Crew Emissions Summary



**Greenhouse Gases - 2016 Construction Crew Emissions Summary**

CREW	QUANTITY	EMISSIONS (LB/DAY) CO <sub>2e</sub>
<b>2 Clab</b>		<b>229.5081</b>
Common Laborers	2	
Pickup Trucks, 3/4 Ton	0.25	3.7856
Employees	2	
Employee Vehicles	69.57	225.7225
<b>B-6</b>		<b>481.4729</b>
Laborers	2	
Equipment Oper (Light)	1	
Pickup Trucks, 3/4 Ton	0.25	3.7856
Backhoe Loader, 48 HP	1	139.1036
Employees	3	
Employee Vehicles	104.35	338.5837
<b>B-10M</b>		<b>1,098.1081</b>
Equipment Oper. (Med.)	1	
Laborers	0.5	
Pickup Trucks, 3/4 Ton	0.25	3.7856
Dozer, 300 HP	1	925.0307
Employees	1.5	
Employee Vehicles	52.17	169.2919
<b>B-11A</b>		<b>1,154.5388</b>
Laborers	1	
Equipment Oper. (Med.)	1	
Pickup Trucks, 3/4 Ton	0.25	3.7856
Dozer, 200 HP	1	925.0307
Employees	2	
Employee Vehicles	69.57	225.7225
<b>B-12A</b>		<b>800.5561</b>
Equipment Oper (Crane)	1	
Laborers	1	
Pickup Trucks, 3/4 Ton	0.25	3.7856
Hyd. Excavator, 1 C.Y.	1	571.0480
Employees	2	
Employee Vehicles	69.57	225.7225
<b>B-21</b>		<b>507.6549</b>
Labor Foreman	1	
Laborers	1	
Skilled Worker	1	
Equipment Oper (Crane)	0.5	
Pickup Trucks, 3/4 Ton	0.25	3.7856
S.P. Crane, 4x4, 5 Ton	0.5	108.8550
Employees	3.5	
Employee Vehicles	121.74	395.0144
<b>B-25</b>		<b>1,939.5705</b>
Labor Foreman	1	
Laborers	7	
Equipment Oper (Med.)	3	
Asphalt Paver, 130 HP	1	329.2471
Pickup Trucks, 3/4 Ton	0.25	3.7856
Tandem Roller, 10 Ton	1	182.5320
Roller, Pneum., Whl., 12 Ton	1	182.5320
Employees	11	
Employee Vehicles	382.61	1,241.4737

**Greenhouse Gases - 2016 Construction Crew Emissions Summary**

CREW	QUANTITY	EMISSIONS (LB/DAY) CO <sub>2e</sub>
<b>B-26A</b>		<b>2,696.5124</b>
Labor Foreman	1	
Laborers	6	
Equipment Oper (Med.)	2	
Rodman	1	
Cement Finisher	1	
Grader, 30,000 lbs	1	503.7989
Pickup Trucks, 3/4 Ton	0.25	3.7856
Concrete Paver	1	551.4199
Belt Placer	1	284.1827
Cure/Texture Rig	1	99.6132
Concrete Saw	1	12.2384
Employees	11	
Employee Vehicles	382.61	1,241.4737
<b>B-33B</b>		<b>2,501.7255</b>
Equipment Oper. (Med.)	1.25	
Laborers	0.5	
Dozer, 300 HP	1.25	1,156.2884
Pickup Trucks, 3/4 Ton	0.25	3.7856
Scraper, Towed, 10 C.Y.	1	1,144.1444
Employees	1.75	
Employee Vehicles	60.87	197.5072
<b>B-34C</b>		<b>127.6553</b>
Truck Driver (heavy)	1	
Truck Tractor, 6x4, 380 H.P.	1	11.0085
Dump Trailer, 16.5 CY	1	0.0000
Pickup Trucks, 3/4 Ton	0.25	3.7856
Employees	1	
Employee Vehicles	34.78	112.8612
<b>B-36C</b>		<b>2,404.2250</b>
Labor Foreman	1	
Equipment Oper (Med.)	3	
Truck Driver (heavy)	1	
Grader, 30,000 lbs	1	503.7989
Dozer, 300 HP	1	925.0307
Compactor, Roller,Vibratory, 25 Ton	1	396.2952
Truck Tractor, 6x4, 450 HP	1	11.0085
Pickup Trucks, 3/4 Ton	0.25	3.7856
Water Tank Trailer, 5000 Gal	1	0.0000
Employees	5	
Employee Vehicles	173.91	564.3062
<b>B-38</b>		<b>2,538.7447</b>
Labor Foreman (outside)	1	
Laborers	2	
Equipment Oper. (Light)	1	
Equipment Oper. (Med.)	1	
Backhoe Loader, 48 HP	1	139.1036
Pickup Trucks, 3/4 Ton	0.25	3.7856
Hyd. Hammer (1200 lbs)	1	424.8967
FE Loader, W.M., 4 CY	1	835.6046
Pavt. Rem. Bucket	1	571.0480
Employees	5	
Employee Vehicles	173.91	564.3062

**Greenhouse Gases - 2016 Construction Crew Emissions Summary**

CREW	QUANTITY	EMISSIONS (LB/DAY) CO <sub>2e</sub>
<b>B-45</b>		<b>268.0377</b>
Equipment Oper (Med.)	1	
Truck Driver (heavy)	1	
Dist. Tanker, 3000 Gallon	1	27.5211
Truck Tractor, 6x4, 380 H.P.	1	11.0085
Pickup Trucks, 3/4 Ton	0.25	3.7856
Employees	2	
Employee Vehicles	69.57	225.7225
<b>B-79</b>		<b>785.4671</b>
Labor Foreman	1	
Laborers	3	
Truck Driver (light)	1	
Paint Thermo. Striper, TM	1	62.2612
Heating Kettle, 115 Gallon	1	117.6067
Flatbed Truck, Gas, 3 Ton	1	11.0085
Pickup Trucks, 3/4 Ton	2	30.2845
Employees	5	
Employee Vehicles	173.91	564.3062
<b>B-8</b>		<b>1,990.7155</b>
Labor Foreman	1	
Laborers	2	
Equipment Oper. (Med.)	2	
Equipment Oper. (Oiler)	1	
Truck Drivers (heavy)	2	
Dump Truck, 12 CY, 400 HP	2	22.0169
Crawler Loader, 3 CY	1	835.6046
Hyd. Crane 25 tons	1	226.4184
Pickup Trucks, 3/4 Ton	0.25	3.7856
Employees	8	
Employee Vehicles	278.26	902.8900
<b>B-89</b>		<b>248.9694</b>
Equipment Oper (Light)	1	
Truck Driver (light)	1	
Flatbed Truck, Gas, 3 Ton	1	11.0085
Concrete Saw	1	12.2384
Water Tank, 65 Gal	1	0.0000
Employees	2	
Employee Vehicles	69.57	225.7225
<b>Electrical (Estimated)</b>		<b>911.9591</b>
Electrician Foreman	1	
Electrician	3	
Helpers	2	
Equipment Oper (Crane)	1	
S.P. Crane, 4x4, 5 Ton	0.5	108.8550
Flatbed Truck	0.5	5.5042
Pickup Trucks, 3/4 Ton	0.5	7.5711
Cable Pulling Rig	0.5	0.0000
Tensioning Rig	0.5	0.0000
Cable Trailer	1	0.0000
Employees	7	
Employee Vehicles	243.48	790.0287

# Greenhouse Gases - 2016 Construction Crew Emissions Summary

CREW	QUANTITY	EMISSIONS (LB/DAY) CO <sub>2e</sub>
<b>Foundation (Estimated)</b>		<b>2,251.5317</b>
Carpenter Foreman	1	
Carpenters	6	
Rodmen	2	
Laborers	2	
Truck Driver (heavy)	3	
Truckmixer, 10 CY	6	66.0507
Concrete Pump	1	412.0649
Generator	1	172.5629
Vibrator	4	13.2245
Pickup Trucks, 3/4 Ton	0.5	7.5711
Employees	14	
Employee Vehicles	486.96	1,580.0575
<b>Setup (Estimated)</b>		<b>756.1503</b>
Labor	4	
Equipment Oper (Crane)	1	
Hyd. Crane 25 tons	0.25	56.6046
Grader, 30,000 lbs	0.25	125.9497
Flatbed Truck, Gas, 3 Ton	0.5	5.5042
Pickup Trucks, 3/4 Ton	0.25	3.7856
Employees	5	
Employee Vehicles	173.91	564.3062

## NOTES:

Quantities for employee vehicles is vehicle miles traveled (VMT), calculated as the number of employees divided by a carpool factor of 1.15 employees per vehicle and Emissions quantified using data and methodologies presented in this appendix and associated attachments.

SOURCES: Ricondo & Associates, 2015; URS Corporation, 2012 and MARRS Services, Inc., 2012 (crew equipment, employees, and quantities).

PREPARED BY: Ricondo & Associates, Inc., March 2015.

---

# Attachment A.1

---

## Construction – Criteria Pollutant and Greenhouse Gas Emissions Calculations

- GHGs – On-Site Equipment Emission Factors

**Greenhouse Gases - On-Site Equipment Emission Factors**

OFF-ROAD ON-SITE EQUIPMENT	OFFROAD2007 CATEGORY	OFFROAD2007 EMISSION FACTOR (LB/HP-HR) - 2016 <sup>1/</sup>	FULLY LOADED EMISSION FACTOR (LB/DAY) - 2016 <sup>2/</sup>
		CO <sub>2e</sub>	CO <sub>2e</sub>
Asphalt Paver, 130 HP	Pavers	1.2550	329.2471
Backhoe Loader, 48 HP	Tractors/Loaders/Backhoes	1.2553	139.1036
Belt Placer	Paving Equipment	1.2550	284.1827
Compactor, Roller,Vibratory, 25 Ton	Rollers	1.2544	396.2952
Concrete Paver	Pavers	1.2549	551.4199
Concrete Pump	Paving Equipment	1.2550	412.0649
Concrete Saw	Concrete/Industrial Saws	1.2558	12.2384
Crawler Loader, 3 CY	Tractors/Loaders/Backhoes	1.2543	835.6046
Cure/Texture Rig	Paving Equipment	1.2569	99.6132
Dozer, 200 HP	Rubber Tired Dozers	1.2554	925.0307
Dozer, 300 HP	Rubber Tired Dozers	1.2554	925.0307
FE Loader, W.M., 4 CY	Tractors/Loaders/Backhoes	1.2543	835.6046
Generator	Generator Sets	1.2539	172.5629
Grader, 30,000 lbs	Graders	1.2545	503.7989
Heating Kettle, 115 Gallon	Other Construction Equipment	1.2551	117.6067
Hyd. Crane 25 tons	Cranes	1.2554	226.4184
Hyd. Excavator, 1 C.Y.	Excavators	1.2545	571.0480
Hyd. Hammer (1200 lbs)	Crushing/Proc. Equipment	1.2544	424.8967
Paint Thermo. Striper, TM	Surfacing Equipment	1.2558	62.2612
Pavt. Rem. Bucket	Excavators	1.2545	571.0480
Roller, Pneum, Whl., 12 Ton	Rollers	1.2552	182.5320
S.P. Crane, 4x4, 5 Ton	Cranes	1.2554	217.7100
Scraper, Towed, 10 C.Y.	Scrapers	1.2549	1,144.1444
Tandem Roller, 10 Ton	Rollers	1.2552	182.5320
Vibrator	Plate Compactors	1.2557	3.3061

ON-ROAD ON-SITE EQUIPMENT	EMFAC2011 CATEGORY	EMFAC2011 EMISSION FACTOR (G/VEH-MI) - 2016 <sup>3/</sup>	FULLY LOADED EMISSION FACTOR (LB/DAY) - 2016 <sup>4/</sup>
		CO <sub>2e</sub>	CO <sub>2e</sub>
Flatbed Truck	T7 single construction	2496.6764	11.0085
Pickup Truck	LHD2 (light-heavy-duty truck)	3434.2065	15.1423
Dump Truck	T7 single construction	2496.6764	11.0085
Transit Mixer	T7 single construction	2496.6764	11.0085
Truck Tractor	T7 single construction	2496.6764	11.0085
Water Truck	T7 single construction	2496.6764	11.0085

NOTES:

CO<sub>2e</sub> = carbon dioxide equivalent; lb/hp-hr = pounds per horsepower-hour; lb/day = pounds per day; g/veh-mi = grams per vehicle-mile.

1/ Emission factors as derived from OFFROAD2007. OFFROAD2007 provides emission factors for carbon dioxide (CO<sub>2</sub>) and methane (CH<sub>4</sub>). The CO<sub>2e</sub> emission factor was calculated by adding the CO<sub>2</sub> emission factor to the product of the CH<sub>4</sub> emission factor and its global warming potential factor of 21.

2/ Fully loaded emission factors in pounds per day derived by multiplying OFFROAD2007 emission factor by equipment horsepower, load factor, and efficiency factor, assuming 10 hours per day.

3/ CO<sub>2</sub> emission factors obtained from EMFAC2011 and used in this analysis assume Pavley-I and Low Carbon Fuel Standard (LCFS) benefits. Emission factors for CH<sub>4</sub> and nitrous oxide (N<sub>2</sub>O) were derived in accordance with CARB guidance. The emission factors for CO<sub>2</sub>, CH<sub>4</sub>, and N<sub>2</sub>O include running and idling emissions for both gasoline and diesel vehicles. For gasoline vehicles, starting emissions are also included, as are evaporative emissions (diurnal, hot soak, running, resting) for the CH<sub>4</sub> emission factor. Factors were derived in g/mile and converted to g/hr assuming an on-site speed of 20 mph.

An emission factor for CO<sub>2e</sub> was calculated by adding the CO<sub>2</sub> emission factor to the product of the CH<sub>4</sub> emission factor and its global warming potential of 21, and to the product of the N<sub>2</sub>O emission factor and its global warming potential of 310.

4/ Fully loaded emission factors in pounds per day derived by converting EMFAC2011 emission factor to pounds and multiplying by efficiency factor and miles traveled per day per vehicle.

SOURCES: Ricondo & Associates, 2015; CARB OFFROAD2007; CARB EMFAC2011.

PREPARED BY: Ricondo & Associates, Inc., March 2015.

---

# Attachment A.1

---

## Construction – Criteria Pollutant and Greenhouse Gas Emissions Calculations

- GHGs – 2016 On-Site Equipment Emissions

**Greenhouse Gases - 2016 On-Site Equipment Emissions**

CARBON DIOXIDE EQUIVALENT (CO <sub>2e</sub> ) -- OFF-ROAD ON-SITE EMISSIONS (LB/DAY)												
DAY	JAN	FEB	MAR	APR	MAY	JUN	JUL	AUG	SEP	OCT	NOV	DEC
1	1,278	15,935	17,077	1,360	0	4,354	1,535	3,278	1,849		3,936	2,842
2		15,935	17,077		5,210	4,354		3,278	1,849		3,876	2,842
3		15,935	17,077		5,210	4,354		3,278		12,318	3,876	
4	1,278	15,935	17,077	1,360	2,949		1,535	3,278		12,318	3,876	
5	3,238	15,935		1,360	2,949		0	3,278	1,849	3,609		1,825
6	3,238			20,922	2,949	4,354	0		1,849	3,609		1,825
7	3,238		17,077	20,922		4,354	719		1,849	3,609	3,876	3,650
8	0	15,935	17,077	20,922		4,354	719	3,278	1,849		3,876	1,825
9		15,935	1,360		1,560	4,354		3,278	1,849		3,876	1,825
10		15,935	1,360		1,560	4,354		2,108		3,609	3,876	
11	0	15,935	1,360	20,922	1,699		719	2,108		3,609	3,646	
12	0	15,935		20,922	4,602		719	2,108	1,849	3,609		2,519
13	15,935			20,922	4,602	4,354	719		1,849	3,609		694
14	15,935		1,360	20,922		4,354	719		1,849	3,936	3,646	694
15	15,935	15,935	1,360	20,922		4,354	0	2,108	1,849		3,646	694
16		15,935	1,360		4,602	1,825		2,108	1,849		3,646	748
17		15,935	1,360		4,602	1,825		2,108		3,936	3,646	
18	15,935	15,935	1,360	20,922	4,493		0	2,108		3,936	2,951	
19	15,935	15,935		1,669	4,493		0	2,108	1,849	3,936		54
20	15,935			5,501	4,493	1,825	0		1,849	3,936		54
21	15,935		1,360	5,501		1,825	183		12,318	3,936	2,951	54
22	15,935	15,935	1,360	5,501		1,825	183	2,108	12,318		2,951	54
23		15,935	1,360		4,493	1,825		2,108	12,318		2,951	54
24		17,077	1,360		4,493	1,825		1,251		3,936	2,951	
25	15,935	17,077	1,360	5,501	4,493		463	1,251		3,936	2,951	
26	15,935	17,077		5,501	4,493		463	1,251	12,318	3,936		54
27	15,935			3,282	4,493	1,825	3,741		12,318	3,936		54
28	15,935		1,360	3,282		1,825	3,278		12,318	3,936	2,951	54
29	15,935	17,077	1,360	3,282		1,535	3,278	1,849	12,318		2,951	54
30		----	1,360		4,493	1,535		1,849	12,318		2,842	
31		----	1,360	----	4,493	----		1,849	----	3,936	----	
Max (lb/day)	15,935	17,077	17,077	20,922	5,210	4,354	3,741	3,278	12,318	12,318	3,936	3,650
Monthly (lb)	219,419	339,196	125,577	231,396	87,422	67,388	18,976	53,324	124,425	97,137	75,750	22,472
Quarter (lb)	684,192			386,206			196,725			195,358		
Total (lb)	1,462,482											

NOTES:

lb/day = pounds per day; black shaded cells represent max daily emissions.

Workdays assume a 5-day-per-week workweek; blank cells represent weekends (no work assumed).

SOURCE: Ricondo & Associates, Inc., 2015, based on sources and methodologies depicted in previous tables in this section.

PREPARED BY: Ricondo & Associates, Inc., March 2015.



**Greenhouse Gases - 2016 On-Site Equipment Emissions**

CARBON DIOXIDE EQUIVALENT (CO <sub>2e</sub> ) -- ON-ROAD ON-SITE EMISSIONS (LB/DAY)												
DAY	JAN	FEB	MAR	APR	MAY	JUN	JUL	AUG	SEP	OCT	NOV	DEC
1	65	87	125	63	0	11	11	67	124		24	11
2		87	125		46	11		67	124		28	11
3		87	125		46	11		67		109	28	
4	65	87	125	63	24		11	67		109	28	
5	13	87		63	24		85	67	124	94		15
6	13			51	24	11	85		124	94		15
7	13		125	51		11	165		124	94	28	30
8	4	87	125	51		11	165	67	124		28	15
9		87	63		101	11		67	124		28	15
10		87	63		101	11		32		94	28	
11	4	87	63	51	21		165	32		94	28	
12	4	87		51	28		165	32	124	94		19
13	91			51	28	11	165		124	94		4
14	91		63	51		11	165		124	24	28	4
15	91	87	63	51		11	0	32	124		28	4
16		87	63		28	15		32	124		28	16
17		87	63		28	15		32		24	28	
18	87	87	63	51	15		0	32		24	24	
19	87	87		21	15		0	32	124	24		12
20	87			24	15	15	0		124	24		12
21	87		63	24		15	9		109	24	24	12
22	87	87	63	24		15	13	32	109		24	12
23		87	63		15	15		32	109		24	12
24		125	63		15	15		54		24	24	
25	87	125	63	24	15		6	50		24	24	
26	87	125		24	15		6	50	109	24		12
27	87			17	15	15	69		109	24		12
28	87		63	17		15	67		109	24	24	12
29	87	125	63	17		11	67	124	109		24	12
30		----	63		15	11		124	109		11	
31		----	63	----	15	----		124	----	24	----	
Max (lb/day)	91	125	125	63	101	15	165	124	124	109	28	30
Monthly (lb)	1,329	1,984	1,824	842	654	281	1,419	1,310	2,609	1,172	570	269
Quarter (lb)	5,136			1,777			5,338			2,011		
Total (lb)	14,262											

NOTES:

lb/day = pounds per day; black shaded cells represent max daily emissions.

Workdays assume a 5-day-per-week workweek; blank cells represent weekends (no work assumed).

SOURCE: Ricondo & Associates, Inc., 2015, based on sources and methodologies depicted in previous tables in this section.

PREPARED BY: Ricondo & Associates, Inc., March 2015.

---

# Attachment A.1

---

## Construction – Criteria Pollutant and Greenhouse Gas Emissions Calculations

- GHGs – 2016 Construction Worker Vehicle Emissions

# Greenhouse Gases - 2016 Construction Worker Vehicle Emissions

## CARBON DIOXIDE EQUIVALENT (CO<sub>2e</sub>) EMISSIONS (LB/DAY)

DAY	JAN	FEB	MAR	APR	MAY	JUN	JUL	AUG	SEP	OCT	NOV	DEC
1	3,950	6,207	6,885	2,257	0	3,724	2,032	3,273	3,047		3,442	3,724
2		6,207	6,885		3,160	3,724		3,273	3,047		4,684	3,724
3		6,207	6,885		3,160	3,724		3,273		3,753	4,684	
4	3,950	6,207	6,885	2,257	4,514		2,032	3,273		3,753	4,684	
5	790	6,207		2,257	4,514		451	3,273	3,047	4,853		564
6	790			2,963	4,514	3,724	451		3,047	4,853		564
7	790		6,885	2,963		3,724	2,257		3,047	4,853	4,684	1,129
8	226	6,207	6,885	2,963		3,724	2,257	3,273	3,047		4,684	564
9		6,207	2,257		2,483	3,724		3,273	3,047		4,684	564
10		6,207	2,257		2,483	3,724		1,806		4,853	4,684	
11	226	6,207	2,257	2,963	2,370		2,257	1,806		4,853	5,756	
12	226	6,207		2,963	4,853		2,257	1,806	3,047	4,853		1,806
13	6,433			2,963	4,853	3,724	2,257		3,047	4,853		1,241
14	6,433		2,257	2,963		3,724	2,257		3,047	3,442	5,756	1,241
15	6,433	6,207	2,257	2,963		3,724	0	1,806	3,047		5,756	1,241
16		6,207	2,257		4,853	564		1,806	3,047		5,756	1,411
17		6,207	2,257		4,853	564		1,806		3,442	5,756	
18	6,207	6,207	2,257	2,963	4,063		0	1,806		3,442	4,514	
19	6,207	6,207		2,427	4,063		0	1,806	3,047	3,442		169
20	6,207			3,160	4,063	564	0		3,047	3,442		169
21	6,207		2,257	3,160		564	564		3,753	3,442	4,514	169
22	6,207	6,207	2,257	3,160		564	790	1,806	3,753		4,514	169
23		6,207	2,257		4,063	564		1,806	3,753		4,514	169
24		6,885	2,257		4,063	564		1,693		3,442	4,514	
25	6,207	6,885	2,257	3,160	4,063		339	1,467		3,442	4,514	
26	6,207	6,885		3,160	4,063		339	1,467	3,753	3,442		169
27	6,207			2,032	4,063	564	3,386		3,753	3,442		169
28	6,207		2,257	2,032		564	3,273		3,753	3,442	4,514	169
29	6,207	6,885	2,257	2,032		2,032	3,273	3,047	3,753		4,514	169
30		-----	2,257		4,063	2,032		3,047	3,753		3,724	
31		-----	2,257	-----	4,063	-----		3,047	-----	3,442	-----	
Max (lb/day)	6,433	6,885	6,885	3,160	4,853	3,724	3,386	3,273	3,753	4,853	5,756	3,724
Monthly (lb)	92,321	133,063	79,680	57,757	87,242	50,110	30,473	54,738	72,683	82,784	104,848	19,299
Quarter (lb)	305,064			195,109			157,893			206,931		
Total (lb)	864,997											

## ASSUMPTIONS AND EMISSION FACTORS

### Assumptions:

Region: South Coast  
Season: Max of annual, summer, winter  
Speed: Aggregated  
Roundtrip distance: 40 miles  
Fleet mix: 50% LDA, 30% LDT1, 20% LDT2  
CO<sub>2</sub> emissions assume Pavley-I and Low Carbon  
Fuel Standard benefits

### EMFAC2011

### EMISSION FACTORS (G/MI)

CATEGORY	CO <sub>2</sub>	CH <sub>4</sub>	N <sub>2</sub> O	CO <sub>2e</sub>
LDA (gasoline)	1279.4344	0.0177	0.0119	1283.4971
LDT1 (gasoline)	1523.5997	0.0470	0.0359	1535.7208
LDT2 (gasoline)	1839.0783	0.0243	0.0228	1846.6705
Combined Factor			g/mi -->	1471.7989
			lb/mi -->	3.2448

### Methodology:

CO<sub>2</sub> emission factors generated directly by EMFAC2011.

Per CARB guidance, EMFAC2011-LDV was used to calculate CH<sub>4</sub>.

Per CARB guidance, N<sub>2</sub>O emissions equal 4.16% of NO<sub>x</sub> for gasoline vehicles.

All emission factors account for emissions from start, running, and idle.

CO<sub>2e</sub> emission factors calculated by adding the product of each emission factor and its global warming potential:

$$\text{CO}_2 = 1$$

$$\text{CH}_4 = 21$$

$$\text{N}_2\text{O} = 310$$

$$\text{CO}_{2e} = (\text{CO}_2 \times 1) + (\text{CH}_4 \times 21) + (\text{N}_2\text{O} \times 310)$$

### NOTES:

lb/day = pounds per day; black shaded cells represent max daily emissions.

Workdays assume a 5-day-per-week workweek; blank cells represent weekends (no work assumed).

SOURCES: Ricondo & Associates, Inc., 2015; CARB EMFAC2011.

PREPARED BY: Ricondo & Associates, Inc., March 2015.

---

# Attachment A.1

---

## Construction – Criteria Pollutant and Greenhouse Gas Emissions Calculations

- GHGs – 2016 On-Road Off-Site Hauling Emissions
  - 2016 On-Road Off-Site Hauling Emission Factors
  - 2016 On-Road Off-Site Hauling Emissions

**Assumptions:**

Region: South Coast  
 Season: Max of annual, summer, winter  
 Speed: Aggregated  
 Travel distance: Varies by type of hauling trip (see Hauling Trip Data table)  
 Representative vehicles: Flatbed truck, haul truck, end dump truck, cement mixer  
 EMFAC2011 Category: T7 single construction (diesel)  
 Model Year: 2007 (compliance with LAX construction-related air quality control measures)  
 Idle Time: 10 minutes per trip  
 CO<sub>2</sub> emissions assume Pavley-I and Low Carbon Fuel Standard benefits

CO <sub>2</sub> EMISSION FACTORS		CH <sub>4</sub> EMISSION FACTORS		N <sub>2</sub> O	CO <sub>2e</sub> EMISSION FACTORS	
RUNNING	IDLE	RUNNING	IDLE	TOTAL	RUNNING	IDLE
(G/MI)	(g/trip)	(G/MI)	(g/trip)	(G/MI)	(G/MI)	(G/TRIP)
1,694.6561	1,198.7347	0.0125	0.0618	0.0587	1,713.1014	1,200.0326

**Methodology:**

CO<sub>2</sub> emission factors generated directly by EMFAC2011.

Per CARB guidance, CH<sub>4</sub> for heavy-duty vehicles is equal to 0.0408 x TOG

Per CARB guidance, the N<sub>2</sub>O emission factor is 0.3316 grams/gal x gal/mile of the equipment

EMFAC2011 was used to derive a factor for N<sub>2</sub>O using this methodology:

		N <sub>2</sub> O factor (g/gal) -->	0.3316
		VMT	N <sub>2</sub> O
GAL/DAY	(MI/DAY)	GAL/VMT	(G/MI)
2,524.09	14,270.54	0.18	0.0587

SOURCE: From EMFAC2011 assuming a T-7 single construction vehicle at aggregated speed.

CO<sub>2e</sub> emission factors calculated by adding the

product of each emission factor and its

global warming potential:

$$\text{CO}_2 = 1$$

$$\text{CH}_4 = 21$$

$$\text{N}_2\text{O} = 310$$

$$\text{CO}_{2e} = (\text{CO}_2 \times 1) + (\text{CH}_4 \times 21) + (\text{N}_2\text{O} \times 310)$$

**NOTES:**

g/mi = grams per mile; lb/mi = pounds per mile; VMT = vehicle miles traveled; gal = gallon.

CO<sub>2</sub> = carbon dioxide; CH<sub>4</sub> = methane; N<sub>2</sub>O = nitrous oxide

SOURCES: Ricondo & Associates, Inc., 2015; CARB EMFAC2011.

PREPARED BY: Ricondo & Associates, Inc., March 2015.

## Greenhouse Gases - 2016 On-Road Off-Site Hauling Emissions

CARBON DIOXIDE EQUIVALENT (CO <sub>2e</sub> ) EMISSIONS (LB/DAY)												
DAY	JAN	FEB	MAR	APR	MAY	JUN	JUL	AUG	SEP	OCT	NOV	DEC
1	932	0	2,654	2,654	0	10,513	3,985	0	9,810		1,393	3,876
2		0	2,654		5,197	10,513		0	9,810		3,876	3,876
3		0	2,654		5,197	10,513		0		1,380	3,876	
4	932	0	2,654	2,654	3,985		3,985	0		1,380	3,876	
5	932	0		2,654	3,985		0	0	9,810	2,774		2,496
6	932			932	3,985	10,513	0		9,810	2,774		2,496
7	932		2,654	932		10,513	0		9,810	2,774	3,876	3,592
8	0	0	2,654	932		10,513	0	0	9,810		3,876	1,096
9		0	2,654		3,985	10,513		0	9,810		3,876	1,096
10		0	2,654		3,985	10,513		0		2,774	3,876	
11	0	0	2,654	932	4,916		0	0		2,774	3,876	
12	0	0		932	11,444		0	0	9,810	2,774		2,489
13	932			932	11,444	10,513	0		9,810	2,774		1,393
14	932		2,654	932		10,513	0		9,810	1,393	3,876	1,393
15	932	0	2,654	932		10,513	0	0	9,810		3,876	0
16		0	2,654		11,444	3,837		0	12,306		3,876	0
17		0	2,654		11,444	3,837		0		1,393	3,876	
18	0	0	2,654	932	11,444		0	0		1,393	3,876	
19	0	0		4,916	11,444		0	0	9,810	1,393		0
20	0			4,781	11,444	3,837	0		9,810	1,393		0
21	0		2,654	4,781		3,837	6,149		1,380	1,393	3,876	0
22	0	0	2,654	4,781		5,050	6,149	0	1,380		3,876	0
23		0	2,654		11,444	5,050		0	1,380		3,876	0
24		2,654	2,654		11,444	5,050		8,430		1,393	3,876	
25	0	2,654	2,654	4,781	11,444		6,149	8,430		1,393	3,876	
26	0	2,654		4,781	11,444		6,149	8,430	1,380	1,393		0
27	0			3,985	11,444	5,050	6,149		1,380	1,393		0
28	0		2,654	3,985		5,050	0		1,380	1,393	3,876	0
29	0	2,654	2,654	3,985		3,985	0	9,810	1,380		3,876	0
30		----	2,654		11,444	3,985		9,810	1,380		3,876	
31		----	2,654	----	11,444	----		9,810	----	1,393	----	
Max (lb/day)	932	2,654	2,654	4,916	11,444	10,513	6,149	9,810	12,306	2,774	3,876	3,876
Monthly (lb)	7,453	10,617	61,045	57,124	195,452	164,203	38,712	54,722	150,885	38,896	82,786	23,803
Quarter (lb)	79,115			416,779			244,319			145,484		
Total (lb)	885,697											

## NOTES:

lb/day = pounds per day; black shaded cells represent max daily emissions.

Workdays assume a 5-day-per-week workweek; blank cells represent weekends (no work assumed).

SOURCES: Ricondo &amp; Associates, Inc., 2015; CARB EMFAC2011.

PREPARED BY: Ricondo &amp; Associates, Inc., March 2015.

---

# Attachment A.1

---

## Construction – Criteria Pollutant and Greenhouse Gas Emissions Calculations

- GHGs – 2016 Pavement Crushing Emissions

## Greenhouse Gases - 2016 Pavement Crushing Emissions

<b>Runway material to be crushed:</b>	<b>Cubic Feet</b>	<b>Pavement</b>	<b>Tons</b>		
Runway 24L Component - PCC Pavement	27,500	Concrete	1,994	Asphalt density (lbs/cf):	145
Runway 24L Component - Parking in RSA	661	Asphalt	48	Concrete density (lbs/cf):	145
Runway 6R Component - PCC Pavement	19,015	Concrete	1,379	<i>Sources: National Asphalt Association and Portland Cement Association</i>	

### **Average throughput for crusher:**

Crushing of concrete:	175 tons/hour
Crushing of asphalt:	300 tons/hour

Source: HNTB Corporation, based on conversations with crushing contractors

### **Crusher Operating Hours (per Year)**

Runway 24L Component - PCC Pavement	11
Runway 24L Component - Parking in RSA	0
Runway 6R Component - PCC Pavement	8

<b>Crusher Operating Emissions</b>		<b>Emission Factors (lb/hp-hr)</b>	
Ref. Model	CAT 325L	CO <sub>2e</sub>	1.25503
Fuel	Diesel		
Horsepower	168		
Load Factor	0.415		
Usage Factor	0.459		
Emissions Tier	Tier 4		

<b>Emissions (tons/year)</b>	<b>CO<sub>2e</sub></b>
Runway 24L Component - PCC Pavement	0.2078
Runway 24L Component - Parking in RSA	0.0029
Runway 6R Component - PCC Pavement	0.1437

**0.3544**

<b>Emissions (lb/day)</b>	<b>CO<sub>2e</sub></b>
Runway 24L Components	10.5362
Runway 6R Components	14.3688

### NOTES:

g/mi = grams per mile; g/trip = grams per trip; lb/mi = pounds per mile.

SOURCE: Ricondo & Associates, Inc., 2015, based on methodologies included in AP-42 and data from HNTB for the LAX SAIP EIR and the sources referenced in the table.

PREPARED BY: Ricondo & Associates, Inc., March 2015.



---

## Attachment A.2

---

### Aircraft Operations During Construction – Criteria Pollutant and Greenhouse Gas Emissions Calculations

- Criteria Pollutants – EDMS Inventory Outputs
  - 2016 Without Project
  - 2016 Construction Phase I
  - 2016 Construction Phase II
- GHG – EDMS Inventory Outputs
  - 2016 Without Project
  - 2016 Construction Phase I
  - 2016 Construction Phase II
- GHGs – Aircraft Emissions



---

## Attachment A.2

---

### Aircraft Operations During Construction – Criteria Pollutant and Greenhouse Gas Emissions Calculations

- Criteria Pollutants – EDMS Inventory Outputs
  - 2016 Without Project
  - 2016 Construction Phase I
  - 2016 Construction Phase II



# Emissions Inventory Summary

(Short Tons per Year)  
2016 No Action - Los Angeles Intl 2016

Category	CO	VOC	NOx	SOx	PM-10	PM-2.5
Aircraft	3,585.550	576.572	3,568.064	356.850	49.938	49.938
GSE	N/A	N/A	N/A	N/A	N/A	N/A
APUs	0.000	0.000	0.000	0.000	0.000	0.000
Parking Facilities	N/A	N/A	N/A	N/A	N/A	N/A
Roadways	N/A	N/A	N/A	N/A	N/A	N/A
Stationary Sources	N/A	N/A	N/A	N/A	N/A	N/A
Training Fires	N/A	N/A	N/A	N/A	N/A	N/A
Grand Total	3,585.550	576.572	3,568.064	356.850	49.938	49.938

**Emissions Inventory Summary**  
(Short Tons per Year)  
2016 Constr Phase I - Los Angeles Intl 2016

Category	CO	VOC	NOx	SOx	PM-10	PM-2.5
Aircraft	3,588.451	576.946	3,568.564	357.003	49.959	49.959
GSE	N/A	N/A	N/A	N/A	N/A	N/A
APUs	0.000	0.000	0.000	0.000	0.000	0.000
Parking Facilities	N/A	N/A	N/A	N/A	N/A	N/A
Roadways	N/A	N/A	N/A	N/A	N/A	N/A
Stationary Sources	N/A	N/A	N/A	N/A	N/A	N/A
Training Fires	N/A	N/A	N/A	N/A	N/A	N/A
Grand Total	3,588.451	576.946	3,568.564	357.003	49.959	49.959

# Emissions Inventory Summary

(Short Tons per Year)

## 2016 Constr Phase II - Los Angeles Intl 2016

Category	CO	VOC	NOx	SOx	PM-10	PM-2.5
Aircraft	3,613.110	580.122	3,572.815	358.303	50.140	50.140
GSE	N/A	N/A	N/A	N/A	N/A	N/A
APUs	0.000	0.000	0.000	0.000	0.000	0.000
Parking Facilities	N/A	N/A	N/A	N/A	N/A	N/A
Roadways	N/A	N/A	N/A	N/A	N/A	N/A
Stationary Sources	N/A	N/A	N/A	N/A	N/A	N/A
Training Fires	N/A	N/A	N/A	N/A	N/A	N/A
Grand Total	3,613.110	580.122	3,572.815	358.303	50.140	50.140

---

## Attachment A.2

---

### Aircraft Operations During Construction – Criteria Pollutant and Greenhouse Gas Emissions Calculations

- GHG – EDMS Inventory Outputs
  - 2016 Without Project
  - 2016 Construction Phase I
  - 2016 Construction Phase II





**Emissions Inventory Summary**  
(Metric Tons per Year)  
2016 No Action - Los Angeles Intl 2016

Category	CO2	Fuel Consumption
Aircraft	790,530.133	250,564.226
GSE	N/A	N/A
APUs	N/A	N/A
Parking Facilities	N/A	N/A
Roadways	N/A	N/A
Stationary Sources	N/A	N/A
Training Fires	N/A	N/A
Grand Total	790,530.133	250,564.226

**Emissions Inventory Summary**  
(Metric Tons per Year)  
2016 Constr Phase I - Los Angeles Intl 2016

Category	CO2	Fuel Consumption
Aircraft	790,869.019	250,671.638
GSE	N/A	N/A
APUs	N/A	N/A
Parking Facilities	N/A	N/A
Roadways	N/A	N/A
Stationary Sources	N/A	N/A
Training Fires	N/A	N/A
Grand Total	790,869.019	250,671.638

**Emissions Inventory Summary**  
(Metric Tons per Year)  
2016 Constr Phase II - Los Angeles Intl 2016

Category	CO2	Fuel Consumption
Aircraft	793,749.544	251,584.642
GSE	N/A	N/A
APUs	N/A	N/A
Parking Facilities	N/A	N/A
Roadways	N/A	N/A
Stationary Sources	N/A	N/A
Training Fires	N/A	N/A
Grand Total	793,749.544	251,584.642

---

## Attachment A.2

---

### Aircraft Operations During Construction – Criteria Pollutant and Greenhouse Gas Emissions Calculations

- GHGs – Aircraft Emissions



## 2016 Construction Aircraft GHG Calculations

SOURCE	EMISSION/CONVERSION FACTORS			GLOBAL WARMING POTENTIALS <sup>3/</sup>	
Airport Cooperative Research Program <sup>1/</sup>	CO <sub>2</sub>	21.095	lbs/gal	CO <sub>2</sub>	1
US Energy Information Administration <sup>2/</sup>	CH <sub>4</sub>	0.27	g/gal	CH <sub>4</sub>	21
US Energy Information Administration <sup>2/</sup>	N <sub>2</sub> O	0.31	g/gal	N <sub>2</sub> O	310
Airport Cooperative Research Program <sup>1/</sup>	Jet fuel	6.84	lbs/gal		
Airport Cooperative Research Program <sup>1/</sup>	Conversion	0.0004536	metric tons/lb		
	Conversion	1000000	g/metric ton		

SOURCE	UNITS	2016 WITHOUT PROJECT	2016 CONSTRUCTION PHASE I	2016 CONSTRUCTION PHASE II	2016 ANNUALIZED DIFFERENCE
EDMS Output	Fuel Use (lbs)	552,399,561	276,318,182	277,324,596	1,243,217
Calculated conversion	Fuel Use (gallons)	80,760,170	40,397,395.06	40,544,531.59	181,757
EDMS Output	CO <sub>2</sub> (metric tons)	790,530	395,435	396,875	1,779
Calculated based on fuel use	CH <sub>4</sub> (metric tons)	21.81	10.91	10.95	0.05
Calculated based on fuel use	N <sub>2</sub> O (metric tons)	25.04	12.52	12.57	0.06
	Total (MTCO <sub>2</sub> e)	798,749.10	399,545.75	401,000.99	1,797.65

NOTES:

CO<sub>2</sub>e = carbon dioxide equivalent

CH<sub>4</sub> = methane

CO<sub>2</sub> = carbon dioxide

N<sub>2</sub>O = nitrous oxide

1/ Airport Cooperative Research Program, Transportation Research Board, "Guidebook on Preparing Airport Greenhouse Gas Emissions Inventories," 2009.

2/ US Energy Information Administration, "Voluntary Reporting of Greenhouse Gases Program Fuel Emission Coefficients," January 31, 2011, available: <http://www.eia.gov/oiaf/1605/coefficients.html#tbl7>.

3/ California and International convention is to use the GWPs from the IPCC Second Assessment Report to maintain the global GHG "currency."

SOURCE: Ricondo & Associates, Inc., December 2014.

PREPARED BY: Ricondo & Associates, Inc., December 2014.





---

## Attachment A.3

---

### Operations – Criteria Pollutant and Greenhouse Gas Emissions Calculations

- Aircraft Fleet Mix, Engine Assignments and Annual Operations
  - 2013
  - 2016
- Criteria Pollutants – EDMS Inventory Outputs
  - 2013 Existing
  - 2013 With Project
  - 2016 Without Project
  - 2016 With Project
- GHG – EDMS Inventory Outputs
  - 2013 Existing
  - 2013 With Project
  - 2016 Without Project
  - 2016 With Project
- GHGs – Aircraft Emissions



---

## Attachment A.3

---

### Operations – Criteria Pollutant and Greenhouse Gas Emissions Calculations

- Aircraft Fleet Mix, Engine Assignments and Annual Operations
  - 2013
  - 2016



**2013 Fleet Mix and Annual Operations (1 of 2)**

<b>EDMS AIRCRAFT</b>	<b>EDMS ENGINE</b>	<b>ANNUAL 2013 OPERATIONS</b>
A300B4-2	CF6-50C2	1,137
A300F4-6	CF6-80C2A5F	1,801
A310-2	CF6-80A3	45
A319-1	V2527M-A5	26,472
A320-2	V2527-A5	53,727
A321-2	CFM56-5B3/P	11,036
A330-3	CF6-80E1A3	3,566
A340-2	CFM56-5C2	2,678
A340-6	Trent 556-61	2,589
A380-8	GP7270	4,713
B737-3	CFM56-3-B1	18,496
B737-4	CFM56-3C-1	5,193
B737-5	CFM56-3C-1	49
B737-7	CFM56-7B22	61,859
B737-8	CFM56-7B26	89,424
B747-2	JT9D-7F	1,285
B747-4	CF6-80C2B1F	14,238
B747-8I	GEnx-2B67	2,574
B757-2	PW2037	54,246
B757-3	RB211-535E4B	10,420
B767-2	CF6-80A2	7,434
B767-3	CF6-80C2B7F	16,836
B767-4	CF6-80C2B8F	161
B777-2	PW4090	9,131
B777-3	GE90-115B	16,990
B787-8	GEnx-1B64	1,175
BEECH1900-D	PT6A-67D	6,292
BEECH200	PT6A-42	119
BEECH400	JT15D-5, -5A, -5B	1,042
BEECH58	TIO-540-J2B2	195
CL600	ALF 502L-2	2,787
CNA182	IO-360-B	532
CNA441	TPE331-8	718
CNA500	JT15D-1 series	1,705
CNA560	JT15D-5, -5A, -5B	1,068

## 2013 Fleet Mix and Annual Operations (2 of 2)

EDMS AIRCRAFT	EDMS ENGINE	ANNUAL 2013 OPERATIONS
CNA650	TFE731-3	94
CNA680	PW308C	1,898
CRJ1	CF34-3A1	48,797
CRJ9	CF34-8C5	57,973
DC10-1	CF6-6D	2,660
DC8-7	CFM56-2C	944
DHC8-3	PW123	6,364
ECLIPSE500	PW610F	30
EMB120	PW118B	34,971
ERJ140	AE3007A1/3	145
ERJ145-LR	AE3007A1	1,067
ERJ170	CF34-8E5	4,351
ERJ190	CF34-10E5A1	4,115
GULF2	SPEY MK511-8	475
GULF4-SP	TAY Mk611-8	5,028
HS125-7	TFE731-3	63
IAI1125	TFE731-3	204
LEAR35	TFE731-2-2B	2,388
MD11	CF6-80C2D1F	4,528
MD83	JT8D-219	5,688
MIL-C130	T56-A-15	508
PA28	O-320	232
		<b>614,917</b>

NOTE: Columns may not add to totals shown because of rounding.

SOURCE: Ricondo & Associates, Inc., August 2014.

PREPARED BY: Ricondo & Associates, Inc., August 2014.

**2016 Fleet Mix and Annual Operations (1 of 2)**

<b>EDMS AIRCRAFT</b>	<b>EDMS ENGINE</b>	<b>ANNUAL 2016 OPERATIONS</b>
A300B4-2	CF6-50C2	1,055
A300F4-6	CF6-80C2A5F	1,671
A310-2	CF6-80A3	682
A319-1	V2527M-A5	29,308
A320-2	V2527-A5	63,728
A321-2	CFM56-5B3/P	10,224
A330-3	CF6-80E1A3	3,408
A340-2	CFM56-5C2	3,119
A340-6	Trent 556-61	3,016
A380-8	GP7270	4,771
B737-3	CFM56-3-B1	19,088
B737-4	CFM56-3C-1	5,359
B737-5	CFM56-3C-1	51
B737-7	CFM56-7B22	63,838
B737-8	CFM56-7B26	92,285
B747-2	JT9D-7F	742
B747-4	CF6-80C2B1F	12,570
B747-8I	GEnx-2B67	2,766
B757-2	PW2037	61,750
B757-3	RB211-535E4B	11,861
B767-2	CF6-80A2	7,673
B767-3	CF6-80C2B7F	17,379
B767-4	CF6-80C2B8F	166
B777-2	PW4090	9,173
B777-3	GE90-115B	17,068
B787-8	GEnx-1B64	1,704
BEECH1900-D	PT6A-67D	4,107
BEECH200	PT6A-42	74
BEECH400	JT15D-5, -5A, -5B	1,072
BEECH58	TIO-540-J2B2	201
CL600	ALF 502L-2	2,868
CNA182	IO-360-B	548
CNA441	TPE331-8	759
CNA500	JT15D-1 series	1,755
CNA560	JT15D-5, -5A, -5B	1,099

## 2016 Fleet Mix and Annual Operations (2 of 2)

EDMS AIRCRAFT	EDMS ENGINE	ANNUAL 2016 OPERATIONS
CNA650	TFE731-3	97
CNA680	PW308C	1,953
CRJ1	CF34-3A1	48,257
CRJ9	CF34-8C5	64,751
DC10-1	CF6-6D	2,386
DC8-7	CFM56-2C	1,646
DHC8-3	PW123	6,845
ECLIPSE500	PW610F	31
EMB120	PW118B	36,386
ERJ140	AE3007A1/3	151
ERJ145-LR	AE3007A1	1,110
ERJ170	CF34-8E5	2,576
ERJ190	CF34-10E5A1	2,018
GULF2	SPEY MK511-8	489
GULF4-SP	TAY Mk611-8	5,174
HS125-7	TFE731-3	65
IAI1125	TFE731-3	210
LEAR35	TFE731-2-2B	2,457
MD11	CF6-80C2D1F	3,067
MD83	JT8D-219	8,179
MIL-C130	T56-A-15	520
PA28	O-320	42
		<b>645,346</b>

NOTE: Columns may not add to totals shown because of rounding.

SOURCE: Ricondo & Associates, Inc., August 2014.

PREPARED BY: Ricondo & Associates, Inc., August 2014.



---

## Attachment A.3

---

### Operations – Criteria Pollutant and Greenhouse Gas Emissions Calculations

- Criteria Pollutants – EDMS Inventory Outputs
  - 2013 Existing
  - 2013 With Project
  - 2016 Without Project
  - 2016 With Project



# Emissions Inventory Summary

(Short Tons per Year)  
2013 Existing - Los Angeles Intl 2013

Category	CO	VOC	NOx	SOx	PM-10	PM-2.5
Aircraft	3,290.692	554.144	3,412.914	331.547	46.461	46.461
GSE	N/A	N/A	N/A	N/A	N/A	N/A
APUs	0.000	0.000	0.000	0.000	0.000	0.000
Parking Facilities	N/A	N/A	N/A	N/A	N/A	N/A
Roadways	N/A	N/A	N/A	N/A	N/A	N/A
Stationary Sources	N/A	N/A	N/A	N/A	N/A	N/A
Training Fires	N/A	N/A	N/A	N/A	N/A	N/A
Grand Total	3,290.692	554.144	3,412.914	331.547	46.461	46.461

**Emissions Inventory Summary**  
(Short Tons per Year)  
2013 With Project - Los Angeles Intl 2013

Category	CO	VOC	NOx	SOx	PM-10	PM-2.5
Aircraft	3,293.530	554.528	3,413.394	331.694	46.482	46.482
GSE	N/A	N/A	N/A	N/A	N/A	N/A
APUs	0.000	0.000	0.000	0.000	0.000	0.000
Parking Facilities	N/A	N/A	N/A	N/A	N/A	N/A
Roadways	N/A	N/A	N/A	N/A	N/A	N/A
Stationary Sources	N/A	N/A	N/A	N/A	N/A	N/A
Training Fires	N/A	N/A	N/A	N/A	N/A	N/A
Grand Total	3,293.530	554.528	3,413.394	331.694	46.482	46.482

# Emissions Inventory Summary

(Short Tons per Year)  
2016 No Action - Los Angeles Intl 2016

Category	CO	VOC	NOx	SOx	PM-10	PM-2.5
Aircraft	3,585.550	576.572	3,568.064	356.850	49.938	49.938
GSE	N/A	N/A	N/A	N/A	N/A	N/A
APUs	0.000	0.000	0.000	0.000	0.000	0.000
Parking Facilities	N/A	N/A	N/A	N/A	N/A	N/A
Roadways	N/A	N/A	N/A	N/A	N/A	N/A
Stationary Sources	N/A	N/A	N/A	N/A	N/A	N/A
Training Fires	N/A	N/A	N/A	N/A	N/A	N/A
Grand Total	3,585.550	576.572	3,568.064	356.850	49.938	49.938

# Emissions Inventory Summary

(Short Tons per Year)

## 2016 Proposed Action - Los Angeles Intl 2016

Category	CO	VOC	NOx	SOx	PM-10	PM-2.5
Aircraft	3,588.451	576.946	3,568.564	357.003	49.959	49.959
GSE	N/A	N/A	N/A	N/A	N/A	N/A
APUs	0.000	0.000	0.000	0.000	0.000	0.000
Parking Facilities	N/A	N/A	N/A	N/A	N/A	N/A
Roadways	N/A	N/A	N/A	N/A	N/A	N/A
Stationary Sources	N/A	N/A	N/A	N/A	N/A	N/A
Training Fires	N/A	N/A	N/A	N/A	N/A	N/A
Grand Total	3,588.451	576.946	3,568.564	357.003	49.959	49.959

---

## Attachment A.3

---

### Operations – Criteria Pollutant and Greenhouse Gas Emissions Calculations

- GHG – EDMS Inventory Outputs
  - 2013 Existing
  - 2013 With Project
  - 2016 Without Project
  - 2016 With Project





**Emissions Inventory Summary**  
(Metric Tons per Year)  
2013 Existing - Los Angeles Intl 2013

Category	CO2	Fuel Consumption
Aircraft	734,476.073	232,797.488
GSE	N/A	N/A
APUs	N/A	N/A
Parking Facilities	N/A	N/A
Roadways	N/A	N/A
Stationary Sources	N/A	N/A
Training Fires	N/A	N/A
Grand Total	734,476.073	232,797.488

**Emissions Inventory Summary**  
(Metric Tons per Year)  
2013 With Project - Los Angeles Intl 2013

Category	CO2	Fuel Consumption
Aircraft	734,800.775	232,900.404
GSE	N/A	N/A
APUs	N/A	N/A
Parking Facilities	N/A	N/A
Roadways	N/A	N/A
Stationary Sources	N/A	N/A
Training Fires	N/A	N/A
Grand Total	734,800.775	232,900.404

**Emissions Inventory Summary**  
(Metric Tons per Year)  
2016 No Action - Los Angeles Intl 2016

Category	CO2	Fuel Consumption
Aircraft	790,530.133	250,564.226
GSE	N/A	N/A
APUs	N/A	N/A
Parking Facilities	N/A	N/A
Roadways	N/A	N/A
Stationary Sources	N/A	N/A
Training Fires	N/A	N/A
Grand Total	790,530.133	250,564.226

**Emissions Inventory Summary**  
(Metric Tons per Year)  
2016 Proposed Action - Los Angeles Intl 2016

Category	CO2	Fuel Consumption
Aircraft	790,869.019	250,671.638
GSE	N/A	N/A
APUs	N/A	N/A
Parking Facilities	N/A	N/A
Roadways	N/A	N/A
Stationary Sources	N/A	N/A
Training Fires	N/A	N/A
Grand Total	790,869.019	250,671.638

---

## Attachment A.3

---

### Operations – Criteria Pollutant and Greenhouse Gas Emissions Calculations

- GHGs – Aircraft Emissions



## 2013 Aircraft GHG Calculations

SOURCE	EMISSION/CONVERSION FACTORS			GLOBAL WARMING POTENTIALS <sup>3/</sup>	
Airport Cooperative Research Program <sup>1/</sup>	CO <sub>2</sub>	21.095	lbs/gal	CO <sub>2</sub>	1
US Energy Information Administration <sup>2/</sup>	CH <sub>4</sub>	0.27	g/gal	CH <sub>4</sub>	21
US Energy Information Administration <sup>2/</sup>	N <sub>2</sub> O	0.31	g/gal	N <sub>2</sub> O	310
Airport Cooperative Research Program <sup>1/</sup>	Jet fuel	6.84	lbs/gal		
Airport Cooperative Research Program <sup>1/</sup>	Conversion	0.0004536	metric tons/lb		
	Conversion	1000000	g/metric ton		

SOURCE	UNITS	2013 EXISTING	2013 WITH PROJECT	DIFFERENCE
EDMS Output	Fuel Use (lbs)	513,230,607	513,344,054	226,892.33
Calculated conversion	Fuel Use (gallons)	75,033,715	75,050,300.22	33,171.39
EDMS Output	CO <sub>2</sub> (metric tons)	734,476	734,801	324.78
Calculated based on fuel use	CH <sub>4</sub> (metric tons)	20.26	20.27	0.01
Calculated based on fuel use	N <sub>2</sub> O (metric tons)	23.26	23.27	0.01
Total (MTCO <sub>2</sub> e)		742,112.18	742,440.33	328.15

NOTES:

CO<sub>2</sub>e = carbon dioxide equivalent

CH<sub>4</sub> = methane

CO<sub>2</sub> = carbon dioxide

N<sub>2</sub>O = nitrous oxide

1/ Airport Cooperative Research Program, Transportation Research Board, "Guidebook on Preparing Airport Greenhouse Gas Emissions Inventories," 2009.

2/ US Energy Information Administration, "Voluntary Reporting of Greenhouse Gases Program Fuel Emission Coefficients," January 31, 2011, available: <http://www.eia.gov/oiaf/1605/coefficients.html#tbl7>.

3/ California and International convention is to use the GWPs from the IPCC Second Assessment Report to maintain the global GHG "currency."

SOURCE: Ricondo & Associates, Inc., December 2014.

PREPARED BY: Ricondo & Associates, Inc., December 2014.

## 2016 Aircraft GHG Calculations

SOURCE	EMISSION/CONVERSION FACTORS			GLOBAL WARMING POTENTIALS <sup>3/</sup>	
Airport Cooperative Research Program <sup>1/</sup>	CO <sub>2</sub>	21.095	lbs/gal	CO <sub>2</sub>	1
US Energy Information Administration <sup>2/</sup>	CH <sub>4</sub>	0.27	g/gal	CH <sub>4</sub>	21
US Energy Information Administration <sup>2/</sup>	N <sub>2</sub> O	0.31	g/gal	N <sub>2</sub> O	310
Airport Cooperative Research Program <sup>1/</sup>	Jet fuel	6.84	lbs/gal		
Airport Cooperative Research Program <sup>1/</sup>	Conversion	0.0004536	metric tons/lb		
	Conversion	1000000	g/metric ton		

SOURCE	UNITS	2016 WITHOUT PROJECT	2016 WITH PROJECT	DIFFERENCE
EDMS Output	Fuel Use (lbs)	552,399,561	552,636,364	263,803.26
Calculated conversion	Fuel Use (gallons)	80,760,170	80,794,790	34,620.36
EDMS Output	CO <sub>2</sub> (metric tons)	790,530	790,869	338.89
Calculated based on fuel use	CH <sub>4</sub> (metric tons)	21.81	21.81	0.01
Calculated based on fuel use	N <sub>2</sub> O (metric tons)	25.04	25.05	0.01
Total (MTCO <sub>2</sub> e)		798,749.10	799,091.50	342.41

NOTES:

CO<sub>2</sub>e = carbon dioxide equivalent

CH<sub>4</sub> = methane

CO<sub>2</sub> = carbon dioxide

N<sub>2</sub>O = nitrous oxide

1/ Airport Cooperative Research Program, Transportation Research Board, "Guidebook on Preparing Airport Greenhouse Gas Emissions Inventories," 2009.

2/ US Energy Information Administration, "Voluntary Reporting of Greenhouse Gases Program Fuel Emission Coefficients," January 31, 2011, available: <http://www.eia.gov/oiaf/1605/coefficients.html#tbl7>.

3/ California and International convention is to use the GWPs from the IPCC Second Assessment Report to maintain the global GHG "currency."

SOURCE: Ricondo & Associates, Inc., December 2014.

PREPARED BY: Ricondo & Associates, Inc., December 2014.



---

## Attachment A.4

---

### Construction – Localized Significance Thresholds (LST) Dispersion Modeling

- Aircraft Operations during Construction – Daily and Monthly Temporal Factors
- Construction Activity – Peak Monthly Emissions Rates
  - CO
  - NO<sub>x</sub>
  - SO<sub>2</sub>
  - PM<sub>10</sub>
  - PM<sub>2.5</sub>
- Construction Activity – Monthly Temporal Factors
  - CO
  - NO<sub>x</sub>
  - SO<sub>2</sub>
  - PM<sub>10</sub>
  - PM<sub>2.5</sub>
- Construction Activity – Hourly/Daily Temporal Factors
  - On-Site Construction Equipment
  - Construction Employee Trips
  - Hauling Trips
- Receptor Locations
- Output Files Summaries
  - CO
  - NO<sub>x</sub>
  - SO<sub>2</sub>
  - PM<sub>10</sub>
  - PM<sub>2.5</sub>



---

## Attachment A.4

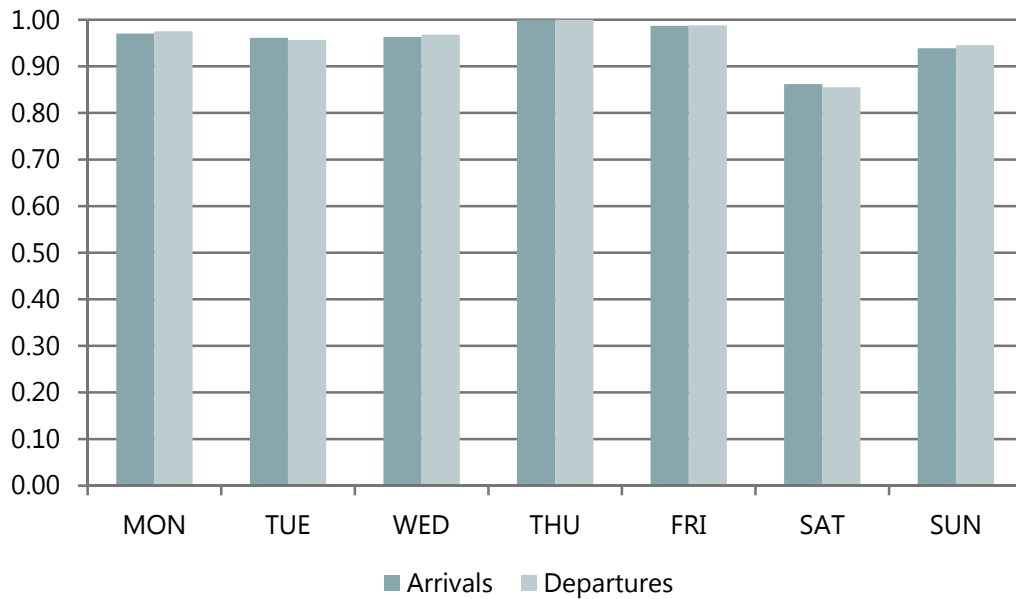
---

### Construction – Localized Significance Thresholds (LST) Dispersion Modeling

- Aircraft Operations during Construction – Daily and Monthly Temporal Factors

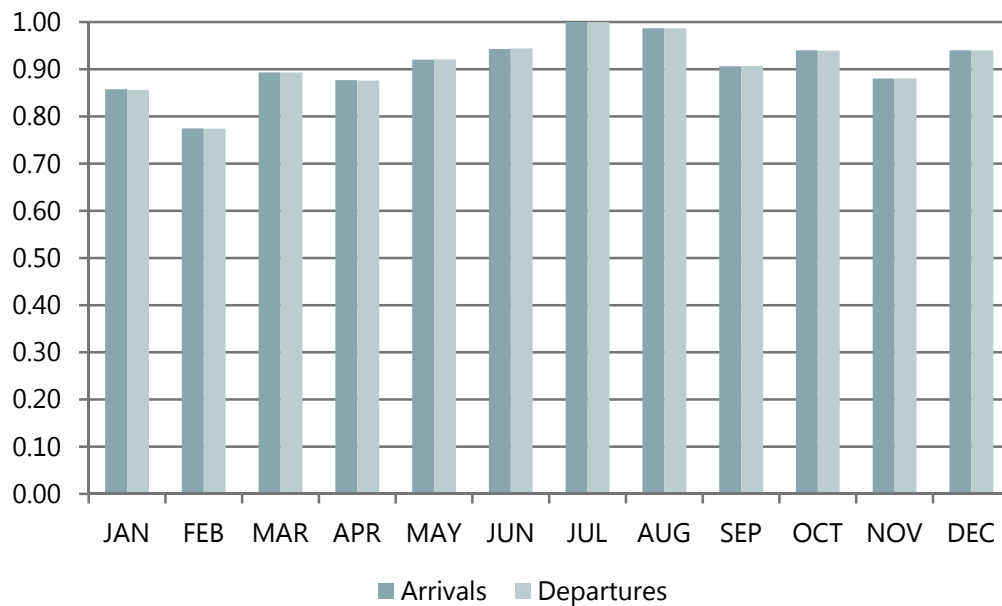


### LAX ANOMS 2013 Aircraft Day of the Week Temporal Factors



SOURCE: Los Angeles World Airports, Aircraft Noise and Operations Monitoring System, 2013.  
PREPARED BY: Ricondo & Associates, Inc., October 2014.

### LAX ANOMS 2013 Aircraft Monthly Temporal Factors



SOURCE: Los Angeles World Airports, Aircraft Noise and Operations Monitoring System, 2013.  
PREPARED BY: Ricondo & Associates, Inc., October 2014.



---

## Attachment A.4

---

### Construction – Localized Significance Thresholds (LST) Dispersion Modeling

- Construction Activity – Peak Monthly Emissions Rates
  - CO
  - NO<sub>x</sub>
  - SO<sub>2</sub>
  - PM<sub>10</sub>
  - PM<sub>2.5</sub>





**2016 Maximum Construction Emission Rates (lb/day)**

CARBON MONOXIDE (CO)													
SOURCE	JAN	FEB	MAR	APR	MAY	JUN	JUL	AUG	SEP	OCT	NOV	DEC	MAX
24L_DPT	0.0	0.0	0.0	0.0	0.0	0.0	0.0	0.0	0.0	0.0	0.0	0.0	0.0
24L_Blast	0.0	0.0	0.0	0.0	0.0	0.0	0.0	0.0	0.0	0.0	0.0	0.0	0.0
24L_Demo	38.1	40.6	40.6	3.2	0.0	0.0	0.0	0.0	0.0	0.0	0.0	0.0	40.6
24L_Pave	0.0	0.0	0.0	78.2	13.6	13.6	0.0	0.0	0.0	0.0	0.0	0.0	78.2
24L_Shoulder	0.0	0.0	0.0	0.0	0.0	6.3	5.9	0.0	0.0	0.0	0.0	0.0	6.3
24L_Elec	0.7	0.7	0.7	0.7	0.7	0.0	0.0	0.0	0.0	0.0	0.0	0.0	0.7
24L_Mark	0.0	0.0	0.0	0.0	0.0	0.0	5.0	0.0	0.0	0.0	0.0	0.0	5.0
24L_Drain	0.0	0.0	0.0	0.7	0.0	0.0	0.0	0.0	0.0	0.0	0.0	0.0	0.7
24L_VSR	0.0	0.0	0.0	10.2	12.5	0.0	0.0	0.0	0.0	0.0	0.0	0.0	12.5
24L_Fence	0.0	0.0	0.0	0.0	0.9	0.0	0.0	0.0	0.0	0.0	0.0	0.0	0.9
6R_DPT	0.0	0.0	0.0	0.0	0.0	0.0	0.0	0.0	0.0	0.0	0.0	0.0	0.0
6R_Demo	0.1	0.0	0.0	0.0	0.0	0.0	5.5	5.5	2.5	0.0	0.0	0.0	5.5
6R_Wall	0.0	0.0	0.0	0.0	0.0	0.0	3.1	3.1	1.6	4.1	4.1	0.0	4.1
6R_Pave	0.0	0.0	0.0	0.0	0.0	0.0	0.0	0.0	43.5	43.5	10.0	10.0	43.5
6R_Shoulder	0.0	0.0	0.0	0.0	0.0	0.0	0.0	0.0	0.0	0.0	0.0	12.5	12.5
6R_Elec	0.0	0.0	0.0	0.0	0.0	0.0	0.7	0.7	0.7	0.7	0.7	0.0	0.7
6R_Drain	0.0	0.0	0.0	0.0	0.0	0.0	0.0	0.0	0.7	0.7	0.0	0.0	0.7
6R_Mark	0.0	0.0	0.0	0.0	0.0	0.0	0.0	0.0	0.0	0.0	0.0	0.4	0.4
6R_VSR	0.0	0.0	0.0	0.0	0.0	0.0	0.0	0.0	0.0	0.0	3.0	0.0	3.0
StagingArea_A	10.6	2.2	2.2	3.6	3.4	3.3	5.5	5.6	7.2	0.9	1.6	2.4	10.6
StagingArea_B	4.5	0.9	0.9	1.5	1.5	1.4	2.3	2.4	3.1	0.4	0.7	1.0	4.5
StagingArea_C	0.0	0.0	0.0	0.0	6.8	6.8	0.0	1.4	1.4	1.4	1.4	1.4	6.8
EmpParking_A	19.1	20.4	20.4	9.4	14.4	11.1	10.0	9.7	11.1	14.4	17.1	11.1	20.4
EmpParking_B	8.2	8.8	8.8	4.0	6.2	4.7	4.3	4.2	4.8	6.2	7.3	4.7	8.8

NITROGEN OXIDES (NO <sub>x</sub> )													
SOURCE	JAN	FEB	MAR	APR	MAY	JUN	JUL	AUG	SEP	OCT	NOV	DEC	MAX
24L_DPT	0.0	0.0	0.0	0.0	0.0	0.0	0.0	0.0	0.0	0.0	0.0	0.0	0.0
24L_Blast	0.0	0.0	0.0	0.0	0.0	0.0	0.0	0.0	0.0	0.0	0.0	0.0	0.0
24L_Demo	43.3	44.0	44.0	0.8	0.0	0.0	0.0	0.0	0.0	0.0	0.0	0.0	44.0
24L_Pave	0.0	0.0	0.0	57.1	2.6	2.6	0.0	0.0	0.0	0.0	0.0	0.0	57.1
24L_Shoulder	0.0	0.0	0.0	0.0	0.0	5.0	5.0	0.0	0.0	0.0	0.0	0.0	5.0
24L_Elec	0.1	0.1	0.1	0.1	0.1	0.0	0.0	0.0	0.0	0.0	0.0	0.0	0.1
24L_Mark	0.0	0.0	0.0	0.0	0.0	0.0	3.4	0.0	0.0	0.0	0.0	0.0	3.4
24L_Drain	0.0	0.0	0.0	0.1	0.0	0.0	0.0	0.0	0.0	0.0	0.0	0.0	0.1
24L_VSR	0.0	0.0	0.0	10.6	4.9	0.0	0.0	0.0	0.0	0.0	0.0	0.0	10.6
24L_Fence	0.0	0.0	0.0	0.0	0.6	0.0	0.0	0.0	0.0	0.0	0.0	0.0	0.6
6R_DPT	0.0	0.0	0.0	0.0	0.0	0.0	0.0	0.0	0.0	0.0	0.0	0.0	0.0
6R_Demo	0.1	0.0	0.0	0.0	0.0	0.0	5.6	5.6	0.7	0.0	0.0	0.0	5.6
6R_Wall	0.0	0.0	0.0	0.0	0.0	0.0	4.4	4.4	1.5	1.5	0.5	0.0	4.4
6R_Pave	0.0	0.0	0.0	0.0	0.0	0.0	0.0	0.0	31.7	31.7	1.8	1.8	31.7
6R_Shoulder	0.0	0.0	0.0	0.0	0.0	0.0	0.0	0.0	0.0	0.0	0.0	4.3	4.3
6R_Elec	0.0	0.0	0.0	0.0	0.0	0.0	0.1	0.1	0.1	0.1	0.1	0.0	0.1
6R_Drain	0.0	0.0	0.0	0.0	0.0	0.0	0.0	0.0	0.1	0.1	0.0	0.0	0.1
6R_Mark	0.0	0.0	0.0	0.0	0.0	0.0	0.0	0.0	0.0	0.0	0.0	0.3	0.3
6R_VSR	0.0	0.0	0.0	0.0	0.0	0.0	0.0	0.0	0.0	0.0	2.5	0.0	2.5
StagingArea_A	3.7	7.3	7.3	13.3	14.0	13.6	16.7	22.7	29.5	3.8	6.7	9.7	29.5
StagingArea_B	1.6	3.1	3.1	5.7	6.0	5.8	7.2	9.7	12.6	1.6	2.9	4.2	12.6
StagingArea_C	0.0	0.0	0.0	0.0	25.8	25.8	0.0	5.3	5.3	5.3	5.3	5.3	25.8
EmpParking_A	1.6	1.7	1.7	0.8	1.2	0.9	0.8	0.8	0.9	1.2	1.4	0.9	1.7
EmpParking_B	0.7	0.7	0.7	0.3	0.5	0.4	0.4	0.3	0.4	0.5	0.6	0.4	0.7

**2016 Maximum Construction Emission Rates (lb/day)**

SULFUR DIOXIDE (SO <sub>2</sub> )													
SOURCE	JAN	FEB	MAR	APR	MAY	JUN	JUL	AUG	SEP	OCT	NOV	DEC	MAX
24L_DPT	0.00	0.00	0.00	0.00	0.00	0.00	0.00	0.00	0.00	0.00	0.00	0.00	0.00
24L_Blast	0.00	0.00	0.00	0.00	0.00	0.00	0.00	0.00	0.00	0.00	0.00	0.00	0.00
24L_Demo	0.18	0.19	0.19	0.01	0.00	0.00	0.00	0.00	0.00	0.00	0.00	0.00	0.19
24L_Pave	0.00	0.00	0.00	0.20	0.04	0.04	0.00	0.00	0.00	0.00	0.00	0.00	0.20
24L_Shoulder	0.00	0.00	0.00	0.00	0.00	0.02	0.02	0.00	0.00	0.00	0.00	0.00	0.02
24L_Elec	0.00	0.00	0.00	0.00	0.00	0.00	0.00	0.00	0.00	0.00	0.00	0.00	0.00
24L_Mark	0.00	0.00	0.00	0.00	0.00	0.00	0.01	0.00	0.00	0.00	0.00	0.00	0.01
24L_Drain	0.00	0.00	0.00	0.00	0.00	0.00	0.00	0.00	0.00	0.00	0.00	0.00	0.00
24L_VSR	0.00	0.00	0.00	0.04	0.04	0.00	0.00	0.00	0.00	0.00	0.00	0.00	0.04
24L_Fence	0.00	0.00	0.00	0.00	0.00	0.00	0.00	0.00	0.00	0.00	0.00	0.00	0.00
6R_DPT	0.00	0.00	0.00	0.00	0.00	0.00	0.00	0.00	0.00	0.00	0.00	0.00	0.00
6R_Demo	0.00	0.00	0.00	0.00	0.00	0.00	0.02	0.02	0.01	0.00	0.00	0.00	0.02
6R_Wall	0.00	0.00	0.00	0.00	0.00	0.00	0.01	0.01	0.01	0.01	0.01	0.00	0.01
6R_Pave	0.00	0.00	0.00	0.00	0.00	0.00	0.00	0.00	0.11	0.11	0.03	0.03	0.11
6R_Shoulder	0.00	0.00	0.00	0.00	0.00	0.00	0.00	0.00	0.00	0.00	0.00	0.04	0.04
6R_Elec	0.00	0.00	0.00	0.00	0.00	0.00	0.00	0.00	0.00	0.00	0.00	0.00	0.00
6R_Drain	0.00	0.00	0.00	0.00	0.00	0.00	0.00	0.00	0.00	0.00	0.00	0.00	0.00
6R_Mark	0.00	0.00	0.00	0.00	0.00	0.00	0.00	0.00	0.00	0.00	0.00	0.00	0.00
6R_VSR	0.00	0.00	0.00	0.00	0.00	0.00	0.00	0.00	0.00	0.00	0.01	0.00	0.01
StagingArea_A	0.03	0.02	0.02	0.03	0.04	0.03	0.05	0.06	0.07	0.01	0.02	0.02	0.07
StagingArea_B	0.01	0.01	0.01	0.01	0.02	0.01	0.02	0.02	0.03	0.00	0.01	0.01	0.03
StagingArea_C	0.00	0.00	0.00	0.00	0.07	0.07	0.00	0.01	0.01	0.01	0.01	0.01	0.07
EmpParking_A	0.03	0.03	0.03	0.01	0.02	0.02	0.01	0.01	0.02	0.02	0.02	0.02	0.03
EmpParking_B	0.01	0.01	0.01	0.01	0.01	0.01	0.01	0.01	0.01	0.01	0.01	0.01	0.01

RESPIRABLE PARTICULATE MATTER (PM <sub>10</sub> )													
SOURCE	JAN	FEB	MAR	APR	MAY	JUN	JUL	AUG	SEP	OCT	NOV	DEC	MAX
24L_DPT	0.0	0.0	0.0	0.0	0.0	0.0	0.0	0.0	0.0	0.0	0.0	0.0	0.0
24L_Blast	0.0	0.0	0.0	0.0	0.0	0.0	0.0	0.0	0.0	0.0	0.0	0.0	0.0
24L_Demo	12.4	12.5	12.5	0.2	0.0	0.0	0.0	0.0	0.0	0.0	0.0	0.0	12.5
24L_Pave	0.0	0.0	0.0	68.9	0.2	0.2	0.0	0.0	0.0	0.0	0.0	0.0	68.9
24L_Shoulder	0.0	0.0	0.0	0.0	0.0	7.1	7.1	0.0	0.0	0.0	0.0	0.0	7.1
24L_Elec	0.0	0.0	0.0	0.0	0.0	0.0	0.0	0.0	0.0	0.0	0.0	0.0	0.0
24L_Mark	0.0	0.0	0.0	0.0	0.0	0.0	0.1	0.0	0.0	0.0	0.0	0.0	0.1
24L_Drain	0.0	0.0	0.0	0.0	0.0	0.0	0.0	0.0	0.0	0.0	0.0	0.0	0.0
24L_VSR	0.0	0.0	0.0	5.9	9.5	0.0	0.0	0.0	0.0	0.0	0.0	0.0	9.5
24L_Fence	0.0	0.0	0.0	0.0	0.1	0.0	0.0	0.0	0.0	0.0	0.0	0.0	0.1
6R_DPT	0.0	0.0	0.0	0.0	0.0	0.0	0.0	0.0	0.0	0.0	0.0	0.0	0.0
6R_Demo	0.0	0.0	0.0	0.0	0.0	0.0	1.9	1.9	0.2	0.1	0.0	0.0	1.9
6R_Wall	0.0	0.0	0.0	0.0	0.0	0.0	0.3	0.3	0.1	2.4	2.4	0.0	2.4
6R_Pave	0.0	0.0	0.0	0.0	0.0	0.0	0.0	0.0	38.2	38.2	0.1	0.1	38.2
6R_Shoulder	0.0	0.0	0.0	0.0	0.0	0.0	0.0	0.0	0.0	0.0	0.0	9.5	9.5
6R_Elec	0.0	0.0	0.0	0.0	0.0	0.0	0.0	0.0	0.0	0.0	0.0	0.0	0.0
6R_Drain	0.0	0.0	0.0	0.0	0.0	0.0	0.0	0.0	0.0	0.0	0.0	0.0	0.0
6R_Mark	0.0	0.0	0.0	0.0	0.0	0.0	0.0	0.0	0.0	0.0	0.0	0.0	0.0
6R_VSR	0.0	0.0	0.0	0.0	0.0	0.0	0.0	0.0	0.0	0.0	4.7	0.0	4.7
StagingArea_A	6.9	3.1	3.1	5.9	6.3	6.1	8.3	10.2	13.2	1.7	3.0	4.3	13.2
StagingArea_B	3.0	1.3	1.3	2.5	2.7	2.6	3.5	4.4	5.7	0.7	1.3	1.9	5.7
StagingArea_C	0.0	0.0	0.0	0.0	11.4	11.4	0.0	2.4	2.4	2.4	2.4	2.4	11.4
EmpParking_A	1.1	1.2	1.2	0.5	0.8	0.6	0.6	0.6	0.6	0.8	1.0	0.6	1.2
EmpParking_B	0.5	0.5	0.5	0.2	0.4	0.3	0.3	0.2	0.3	0.4	0.4	0.3	0.5

**2016 Maximum Construction Emission Rates (lb/day)**

FINE PARTICULATE MATTER (PM <sub>2.5</sub> )													
SOURCE	JAN	FEB	MAR	APR	MAY	JUN	JUL	AUG	SEP	OCT	NOV	DEC	MAX
24L_DPT	0.0	0.0	0.0	0.0	0.0	0.0	0.0	0.0	0.0	0.0	0.0	0.0	0.0
24L_Blast	0.0	0.0	0.0	0.0	0.0	0.0	0.0	0.0	0.0	0.0	0.0	0.0	0.0
24L_Demo	3.4	3.4	3.4	0.0	0.0	0.0	0.0	0.0	0.0	0.0	0.0	0.0	3.4
24L_Pave	0.0	0.0	0.0	23.2	0.1	0.1	0.0	0.0	0.0	0.0	0.0	0.0	23.2
24L_Shoulder	0.0	0.0	0.0	0.0	0.0	3.9	3.9	0.0	0.0	0.0	0.0	0.0	3.9
24L_Elec	0.0	0.0	0.0	0.0	0.0	0.0	0.0	0.0	0.0	0.0	0.0	0.0	0.0
24L_Mark	0.0	0.0	0.0	0.0	0.0	0.0	0.0	0.0	0.0	0.0	0.0	0.0	0.0
24L_Drain	0.0	0.0	0.0	0.0	0.0	0.0	0.0	0.0	0.0	0.0	0.0	0.0	0.0
24L_VSR	0.0	0.0	0.0	3.3	5.3	0.0	0.0	0.0	0.0	0.0	0.0	0.0	5.3
24L_Fence	0.0	0.0	0.0	0.0	0.0	0.0	0.0	0.0	0.0	0.0	0.0	0.0	0.0
6R_DPT	0.0	0.0	0.0	0.0	0.0	0.0	0.0	0.0	0.0	0.0	0.0	0.0	0.0
6R_Demo	0.0	0.0	0.0	0.0	0.0	0.0	0.7	0.7	0.0	0.0	0.0	0.0	0.7
6R_Wall	0.0	0.0	0.0	0.0	0.0	0.0	0.2	0.2	0.1	1.3	1.3	0.0	1.3
6R_Pave	0.0	0.0	0.0	0.0	0.0	0.0	0.0	0.0	12.9	12.9	0.1	0.1	12.9
6R_Shoulder	0.0	0.0	0.0	0.0	0.0	0.0	0.0	0.0	0.0	0.0	0.0	5.3	5.3
6R_Elec	0.0	0.0	0.0	0.0	0.0	0.0	0.0	0.0	0.0	0.0	0.0	0.0	0.0
6R_Drain	0.0	0.0	0.0	0.0	0.0	0.0	0.0	0.0	0.0	0.0	0.0	0.0	0.0
6R_Mark	0.0	0.0	0.0	0.0	0.0	0.0	0.0	0.0	0.0	0.0	0.0	0.0	0.0
6R_VSR	0.0	0.0	0.0	0.0	0.0	0.0	0.0	0.0	0.0	0.0	2.6	0.0	2.6
StagingArea_A	3.5	0.8	0.8	1.5	1.6	1.5	2.3	2.6	3.3	0.4	0.8	1.1	3.5
StagingArea_B	1.5	0.3	0.3	0.6	0.7	0.7	1.0	1.1	1.4	0.2	0.3	0.5	1.5
StagingArea_C	0.0	0.0	0.0	0.0	2.9	2.9	0.0	0.6	0.6	0.6	0.6	0.6	2.9
EmpParking_A	0.3	0.4	0.4	0.2	0.2	0.2	0.2	0.2	0.2	0.2	0.3	0.2	0.4
EmpParking_B	0.1	0.2	0.2	0.1	0.1	0.1	0.1	0.1	0.1	0.1	0.1	0.1	0.2



---

## Attachment A.4

---

### Construction – Localized Significance Thresholds (LST) Dispersion Modeling

- Construction Activity – Monthly Temporal Factors
  - CO
  - NO<sub>x</sub>
  - SO<sub>2</sub>
  - PM<sub>10</sub>
  - PM<sub>2.5</sub>



# 2016 Monthly Temporal Factors

## CARBON MONOXIDE (CO)

SOURCE	JAN	FEB	MAR	APR	MAY	JUN	JUL	AUG	SEP	OCT	NOV	DEC
24L_DPT	100.0%	0.0%	0.0%	0.0%	0.0%	0.0%	0.0%	0.0%	0.0%	0.0%	0.0%	0.0%
24L_Blast	100.0%	0.0%	0.0%	0.0%	0.0%	0.0%	0.0%	0.0%	0.0%	0.0%	0.0%	0.0%
24L_Demo	93.9%	100.0%	100.0%	7.8%	0.0%	0.0%	0.0%	0.0%	0.0%	0.0%	0.0%	0.0%
24L_Pave	0.0%	0.0%	0.0%	100.0%	17.4%	17.4%	0.0%	0.0%	0.0%	0.0%	0.0%	0.0%
24L_Shoulder	0.0%	0.0%	0.0%	0.0%	0.0%	100.0%	93.7%	0.0%	0.0%	0.0%	0.0%	0.0%
24L_Elec	100.0%	100.0%	100.0%	100.0%	100.0%	0.0%	0.0%	0.0%	0.0%	0.0%	0.0%	0.0%
24L_Mark	0.0%	0.0%	0.0%	0.0%	0.0%	0.0%	100.0%	0.0%	0.0%	0.0%	0.0%	0.0%
24L_Drain	0.0%	0.0%	0.0%	100.0%	0.0%	0.0%	0.0%	0.0%	0.0%	0.0%	0.0%	0.0%
24L_VSR	0.0%	0.0%	0.0%	81.5%	100.0%	0.0%	0.0%	0.0%	0.0%	0.0%	0.0%	0.0%
24L_Fence	0.0%	0.0%	0.0%	0.0%	100.0%	0.0%	0.0%	0.0%	0.0%	0.0%	0.0%	0.0%
6R_DPT	0.0%	0.0%	0.0%	0.0%	0.0%	0.0%	100.0%	0.0%	0.0%	0.0%	0.0%	0.0%
6R_Demo	1.6%	0.0%	0.0%	0.0%	0.0%	0.0%	100.0%	100.0%	45.0%	0.0%	0.0%	0.0%
6R_Wall	0.0%	0.0%	0.0%	0.0%	0.0%	0.0%	74.8%	74.8%	38.7%	100.0%	100.0%	0.0%
6R_Pave	0.0%	0.0%	0.0%	0.0%	0.0%	0.0%	0.0%	0.0%	100.0%	100.0%	23.0%	23.0%
6R_Shoulder	0.0%	0.0%	0.0%	0.0%	0.0%	0.0%	0.0%	0.0%	0.0%	0.0%	0.0%	100.0%
6R_Elec	0.0%	0.0%	0.0%	0.0%	0.0%	0.0%	100.0%	100.0%	100.0%	100.0%	100.0%	0.0%
6R_Drain	0.0%	0.0%	0.0%	0.0%	0.0%	0.0%	0.0%	0.0%	100.0%	100.0%	0.0%	0.0%
6R_Mark	0.0%	0.0%	0.0%	0.0%	0.0%	0.0%	0.0%	0.0%	0.0%	0.0%	0.0%	100.0%
6R_VSR	0.0%	0.0%	0.0%	0.0%	0.0%	0.0%	0.0%	0.0%	0.0%	0.0%	100.0%	0.0%
StagingArea_A	100.0%	20.5%	20.5%	33.7%	32.3%	31.4%	51.6%	52.7%	68.2%	8.7%	15.5%	22.3%
StagingArea_B	100.0%	20.5%	20.5%	33.7%	32.3%	31.4%	51.6%	52.7%	68.2%	8.7%	15.5%	22.3%
StagingArea_C	0.0%	0.0%	0.0%	0.0%	100.0%	100.0%	0.0%	20.7%	20.7%	20.7%	20.7%	20.7%
EmpParking_A	93.4%	100.0%	100.0%	45.9%	70.5%	54.1%	49.2%	47.5%	54.5%	70.5%	83.6%	54.1%
EmpParking_B	93.4%	100.0%	100.0%	45.9%	70.5%	54.1%	49.2%	47.5%	54.5%	70.5%	83.6%	54.1%

## NITROGEN OXIDES (NO<sub>x</sub>)

SOURCE	JAN	FEB	MAR	APR	MAY	JUN	JUL	AUG	SEP	OCT	NOV	DEC
24L_DPT	100.0%	0.0%	0.0%	0.0%	0.0%	0.0%	0.0%	0.0%	0.0%	0.0%	0.0%	0.0%
24L_Blast	100.0%	0.0%	0.0%	0.0%	0.0%	0.0%	0.0%	0.0%	0.0%	0.0%	0.0%	0.0%
24L_Demo	98.4%	100.0%	100.0%	1.8%	0.0%	0.0%	0.0%	0.0%	0.0%	0.0%	0.0%	0.0%
24L_Pave	0.0%	0.0%	0.0%	100.0%	4.6%	4.6%	0.0%	0.0%	0.0%	0.0%	0.0%	0.0%
24L_Shoulder	0.0%	0.0%	0.0%	0.0%	0.0%	100.0%	100.0%	0.0%	0.0%	0.0%	0.0%	0.0%
24L_Elec	100.0%	100.0%	100.0%	100.0%	100.0%	0.0%	0.0%	0.0%	0.0%	0.0%	0.0%	0.0%
24L_Mark	0.0%	0.0%	0.0%	0.0%	0.0%	0.0%	100.0%	0.0%	0.0%	0.0%	0.0%	0.0%
24L_Drain	0.0%	0.0%	0.0%	100.0%	0.0%	0.0%	0.0%	0.0%	0.0%	0.0%	0.0%	0.0%
24L_VSR	0.0%	0.0%	0.0%	100.0%	46.4%	0.0%	0.0%	0.0%	0.0%	0.0%	0.0%	0.0%
24L_Fence	0.0%	0.0%	0.0%	0.0%	100.0%	0.0%	0.0%	0.0%	0.0%	0.0%	0.0%	0.0%
6R_DPT	0.0%	0.0%	0.0%	0.0%	0.0%	0.0%	100.0%	0.0%	0.0%	0.0%	0.0%	0.0%
6R_Demo	1.2%	0.0%	0.0%	0.0%	0.0%	0.0%	100.0%	100.0%	12.3%	0.0%	0.0%	0.0%
6R_Wall	0.0%	0.0%	0.0%	0.0%	0.0%	0.0%	100.0%	100.0%	33.3%	33.3%	11.1%	0.0%
6R_Pave	0.0%	0.0%	0.0%	0.0%	0.0%	0.0%	0.0%	0.0%	100.0%	100.0%	5.8%	5.8%
6R_Shoulder	0.0%	0.0%	0.0%	0.0%	0.0%	0.0%	0.0%	0.0%	0.0%	0.0%	0.0%	100.0%
6R_Elec	0.0%	0.0%	0.0%	0.0%	0.0%	0.0%	100.0%	100.0%	100.0%	100.0%	100.0%	0.0%
6R_Drain	0.0%	0.0%	0.0%	0.0%	0.0%	0.0%	0.0%	0.0%	100.0%	100.0%	0.0%	0.0%
6R_Mark	0.0%	0.0%	0.0%	0.0%	0.0%	0.0%	0.0%	0.0%	0.0%	0.0%	0.0%	100.0%
6R_VSR	0.0%	0.0%	0.0%	0.0%	0.0%	0.0%	0.0%	0.0%	0.0%	0.0%	100.0%	0.0%
StagingArea_A	12.6%	24.6%	24.6%	45.0%	47.6%	46.2%	56.8%	77.2%	100.0%	12.7%	22.8%	32.9%
StagingArea_B	12.6%	24.6%	24.6%	45.0%	47.6%	46.2%	56.8%	77.2%	100.0%	12.7%	22.8%	32.9%
StagingArea_C	0.0%	0.0%	0.0%	0.0%	100.0%	100.0%	0.0%	20.7%	20.7%	20.7%	20.7%	20.7%
EmpParking_A	93.4%	100.0%	100.0%	45.9%	70.5%	54.1%	49.2%	47.5%	54.5%	70.5%	83.6%	54.1%
EmpParking_B	93.4%	100.0%	100.0%	45.9%	70.5%	54.1%	49.2%	47.5%	54.5%	70.5%	83.6%	54.1%

2016 Monthly Temporal Factors

SULFUR DIOXIDE (SO<sub>2</sub>)

SOURCE	JAN	FEB	MAR	APR	MAY	JUN	JUL	AUG	SEP	OCT	NOV	DEC
24L_DPT	100.0%	0.0%	0.0%	0.0%	0.0%	0.0%	0.0%	0.0%	0.0%	0.0%	0.0%	0.0%
24L_Blast	100.0%	0.0%	0.0%	0.0%	0.0%	0.0%	0.0%	0.0%	0.0%	0.0%	0.0%	0.0%
24L_Demo	93.2%	100.0%	100.0%	7.5%	0.0%	0.0%	0.0%	0.0%	0.0%	0.0%	0.0%	0.0%
24L_Pave	0.0%	0.0%	0.0%	100.0%	22.0%	22.0%	0.0%	0.0%	0.0%	0.0%	0.0%	0.0%
24L_Shoulder	0.0%	0.0%	0.0%	0.0%	0.0%	100.0%	96.2%	0.0%	0.0%	0.0%	0.0%	0.0%
24L_Elec	100.0%	100.0%	100.0%	100.0%	100.0%	0.0%	0.0%	0.0%	0.0%	0.0%	0.0%	0.0%
24L_Mark	0.0%	0.0%	0.0%	0.0%	0.0%	0.0%	100.0%	0.0%	0.0%	0.0%	0.0%	0.0%
24L_Drain	0.0%	0.0%	0.0%	100.0%	0.0%	0.0%	0.0%	0.0%	0.0%	0.0%	0.0%	0.0%
24L_VSR	0.0%	0.0%	0.0%	100.0%	80.9%	0.0%	0.0%	0.0%	0.0%	0.0%	0.0%	0.0%
24L_Fence	0.0%	0.0%	0.0%	0.0%	100.0%	0.0%	0.0%	0.0%	0.0%	0.0%	0.0%	0.0%
6R_DPT	0.0%	0.0%	0.0%	0.0%	0.0%	0.0%	100.0%	0.0%	0.0%	0.0%	0.0%	0.0%
6R_Demo	0.7%	0.0%	0.0%	0.0%	0.0%	0.0%	100.0%	100.0%	54.5%	0.0%	0.0%	0.0%
6R_Wall	0.0%	0.0%	0.0%	0.0%	0.0%	0.0%	100.0%	100.0%	58.2%	75.0%	75.0%	0.0%
6R_Pave	0.0%	0.0%	0.0%	0.0%	0.0%	0.0%	0.0%	0.0%	100.0%	100.0%	26.4%	26.4%
6R_Shoulder	0.0%	0.0%	0.0%	0.0%	0.0%	0.0%	0.0%	0.0%	0.0%	0.0%	0.0%	100.0%
6R_Elec	0.0%	0.0%	0.0%	0.0%	0.0%	0.0%	100.0%	100.0%	100.0%	100.0%	100.0%	0.0%
6R_Drain	0.0%	0.0%	0.0%	0.0%	0.0%	0.0%	0.0%	0.0%	100.0%	100.0%	0.0%	0.0%
6R_Mark	0.0%	0.0%	0.0%	0.0%	0.0%	0.0%	0.0%	0.0%	0.0%	0.0%	0.0%	100.0%
6R_VSR	0.0%	0.0%	0.0%	0.0%	0.0%	0.0%	0.0%	0.0%	0.0%	0.0%	100.0%	0.0%
StagingArea_A	38.2%	24.3%	24.3%	45.0%	47.6%	46.2%	60.5%	77.2%	100.0%	12.8%	22.8%	32.9%
StagingArea_B	38.2%	24.3%	24.3%	45.0%	47.6%	46.2%	60.5%	77.2%	100.0%	12.8%	22.8%	32.9%
StagingArea_C	0.0%	0.0%	0.0%	0.0%	100.0%	100.0%	0.0%	20.7%	20.7%	20.7%	20.7%	20.7%
EmpParking_A	93.4%	100.0%	100.0%	45.9%	70.5%	54.1%	49.2%	47.5%	54.5%	70.5%	83.6%	54.1%
EmpParking_B	93.4%	100.0%	100.0%	45.9%	70.5%	54.1%	49.2%	47.5%	54.5%	70.5%	83.6%	54.1%
24L_DPT	100.0%	0.0%	0.0%	0.0%	0.0%	0.0%	0.0%	0.0%	0.0%	0.0%	0.0%	0.0%

RESPIRABLE PARTICULATE MATTER (PM<sub>10</sub>)

SOURCE	JAN	FEB	MAR	APR	MAY	JUN	JUL	AUG	SEP	OCT	NOV	DEC
24L_DPT	100.0%	0.0%	0.0%	0.0%	0.0%	0.0%	0.0%	0.0%	0.0%	0.0%	0.0%	0.0%
24L_Blast	100.0%	0.0%	0.0%	0.0%	0.0%	0.0%	0.0%	0.0%	0.0%	0.0%	0.0%	0.0%
24L_Demo	98.7%	100.0%	100.0%	1.6%	0.0%	0.0%	0.0%	0.0%	0.0%	0.0%	0.0%	0.0%
24L_Pave	0.0%	0.0%	0.0%	100.0%	0.2%	0.2%	0.0%	0.0%	0.0%	0.0%	0.0%	0.0%
24L_Shoulder	0.0%	0.0%	0.0%	0.0%	0.0%	100.0%	100.0%	0.0%	0.0%	0.0%	0.0%	0.0%
24L_Elec	100.0%	100.0%	100.0%	100.0%	100.0%	0.0%	0.0%	0.0%	0.0%	0.0%	0.0%	0.0%
24L_Mark	0.0%	0.0%	0.0%	0.0%	0.0%	0.0%	100.0%	0.0%	0.0%	0.0%	0.0%	0.0%
24L_Drain	0.0%	0.0%	0.0%	100.0%	0.0%	0.0%	0.0%	0.0%	0.0%	0.0%	0.0%	0.0%
24L_VSR	0.0%	0.0%	0.0%	62.4%	100.0%	0.0%	0.0%	0.0%	0.0%	0.0%	0.0%	0.0%
24L_Fence	0.0%	0.0%	0.0%	0.0%	100.0%	0.0%	0.0%	0.0%	0.0%	0.0%	0.0%	0.0%
6R_DPT	0.0%	0.0%	0.0%	0.0%	0.0%	0.0%	100.0%	0.0%	0.0%	0.0%	0.0%	0.0%
6R_Demo	0.0%	0.0%	0.0%	0.0%	0.0%	0.0%	100.0%	100.0%	8.5%	4.1%	0.0%	0.0%
6R_Wall	0.0%	0.0%	0.0%	0.0%	0.0%	0.0%	14.4%	14.4%	5.3%	100.0%	100.0%	0.0%
6R_Pave	0.0%	0.0%	0.0%	0.0%	0.0%	0.0%	0.0%	0.0%	100.0%	100.0%	0.3%	0.3%
6R_Shoulder	0.0%	0.0%	0.0%	0.0%	0.0%	0.0%	0.0%	0.0%	0.0%	0.0%	0.0%	100.0%
6R_Elec	0.0%	0.0%	0.0%	0.0%	0.0%	0.0%	100.0%	100.0%	100.0%	100.0%	100.0%	0.0%
6R_Drain	0.0%	0.0%	0.0%	0.0%	0.0%	0.0%	0.0%	0.0%	100.0%	100.0%	0.0%	0.0%
6R_Mark	0.0%	0.0%	0.0%	0.0%	0.0%	0.0%	0.0%	0.0%	0.0%	0.0%	0.0%	100.0%
6R_VSR	0.0%	0.0%	0.0%	0.0%	0.0%	0.0%	0.0%	0.0%	0.0%	0.0%	100.0%	0.0%
StagingArea_A	52.6%	23.5%	23.5%	45.0%	47.6%	46.3%	62.6%	77.1%	100.0%	12.8%	22.9%	32.9%
StagingArea_B	52.6%	23.5%	23.5%	45.0%	47.6%	46.3%	62.6%	77.1%	100.0%	12.8%	22.9%	32.9%
StagingArea_C	0.0%	0.0%	0.0%	0.0%	100.0%	100.0%	0.0%	20.7%	20.7%	20.7%	20.7%	20.7%
EmpParking_A	93.4%	100.0%	100.0%	45.9%	70.5%	54.1%	49.2%	47.5%	54.5%	70.5%	83.6%	54.1%
EmpParking_B	93.4%	100.0%	100.0%	45.9%	70.5%	54.1%	49.2%	47.5%	54.5%	70.5%	83.6%	54.1%



# 2016 Monthly Temporal Factors

FINE PARTICULATE MATTER (PM <sub>2.5</sub> )												
SOURCE	JAN	FEB	MAR	APR	MAY	JUN	JUL	AUG	SEP	OCT	NOV	DEC
24L_DPT	100.0%	0.0%	0.0%	0.0%	0.0%	0.0%	0.0%	0.0%	0.0%	0.0%	0.0%	0.0%
24L_Blast	100.0%	0.0%	0.0%	0.0%	0.0%	0.0%	0.0%	0.0%	0.0%	0.0%	0.0%	0.0%
24L_Demo	98.7%	100.0%	100.0%	1.4%	0.0%	0.0%	0.0%	0.0%	0.0%	0.0%	0.0%	0.0%
24L_Pave	0.0%	0.0%	0.0%	100.0%	0.6%	0.6%	0.0%	0.0%	0.0%	0.0%	0.0%	0.0%
24L_Shoulder	0.0%	0.0%	0.0%	0.0%	0.0%	100.0%	100.0%	0.0%	0.0%	0.0%	0.0%	0.0%
24L_Elec	100.0%	100.0%	100.0%	100.0%	100.0%	0.0%	0.0%	0.0%	0.0%	0.0%	0.0%	0.0%
24L_Mark	0.0%	0.0%	0.0%	0.0%	0.0%	0.0%	100.0%	0.0%	0.0%	0.0%	0.0%	0.0%
24L_Drain	0.0%	0.0%	0.0%	100.0%	0.0%	0.0%	0.0%	0.0%	0.0%	0.0%	0.0%	0.0%
24L_VSR	0.0%	0.0%	0.0%	62.5%	100.0%	0.0%	0.0%	0.0%	0.0%	0.0%	0.0%	0.0%
24L_Fence	0.0%	0.0%	0.0%	0.0%	100.0%	0.0%	0.0%	0.0%	0.0%	0.0%	0.0%	0.0%
6R_DPT	0.0%	0.0%	0.0%	0.0%	0.0%	0.0%	100.0%	0.0%	0.0%	0.0%	0.0%	0.0%
6R_Demo	0.0%	0.0%	0.0%	0.0%	0.0%	0.0%	100.0%	100.0%	6.2%	1.1%	0.0%	0.0%
6R_Wall	0.0%	0.0%	0.0%	0.0%	0.0%	0.0%	17.1%	17.1%	5.1%	100.0%	100.0%	0.0%
6R_Pave	0.0%	0.0%	0.0%	0.0%	0.0%	0.0%	0.0%	0.0%	100.0%	100.0%	0.8%	0.8%
6R_Shoulder	0.0%	0.0%	0.0%	0.0%	0.0%	0.0%	0.0%	0.0%	0.0%	0.0%	0.0%	100.0%
6R_Elec	0.0%	0.0%	0.0%	0.0%	0.0%	0.0%	100.0%	100.0%	100.0%	100.0%	100.0%	0.0%
6R_Drain	0.0%	0.0%	0.0%	0.0%	0.0%	0.0%	0.0%	0.0%	100.0%	100.0%	0.0%	0.0%
6R_Mark	0.0%	0.0%	0.0%	0.0%	0.0%	0.0%	0.0%	0.0%	0.0%	0.0%	0.0%	100.0%
6R_VSR	0.0%	0.0%	0.0%	0.0%	0.0%	0.0%	0.0%	0.0%	0.0%	0.0%	100.0%	0.0%
StagingArea_A	100.0%	22.3%	22.3%	42.7%	45.2%	43.9%	66.6%	73.2%	94.9%	12.1%	21.7%	31.2%
StagingArea_B	100.0%	22.3%	22.3%	42.7%	45.2%	43.9%	66.6%	73.2%	94.9%	12.1%	21.7%	31.2%
StagingArea_C	0.0%	0.0%	0.0%	0.0%	100.0%	100.0%	0.0%	20.7%	20.7%	20.7%	20.7%	20.7%
EmpParking_A	93.4%	100.0%	100.0%	45.9%	70.5%	54.1%	49.2%	47.5%	54.5%	70.5%	83.6%	54.1%
EmpParking_B	93.4%	100.0%	100.0%	45.9%	70.5%	54.1%	49.2%	47.5%	54.5%	70.5%	83.6%	54.1%



---

## Attachment A.4

---

### Construction – Localized Significance Thresholds (LST) Dispersion Modeling

- Construction Activity – Hourly/Daily Temporal Factors
  - On-Site Construction Equipment
  - Construction Employee Trips
  - Hauling Trips



2016 Daily Temporal Factors

TEMPORAL FACTORS FOR ON-SITE CONSTRUCTION EQUIPMENT

HR	MON	TUES	WED	THUR	FRI	SAT	SUN
1:00	0%	0%	0%	0%	0%	0%	0%
2:00	0%	0%	0%	0%	0%	0%	0%
3:00	0%	0%	0%	0%	0%	0%	0%
4:00	0%	0%	0%	0%	0%	0%	0%
5:00	0%	0%	0%	0%	0%	0%	0%
6:00	0%	0%	0%	0%	0%	0%	0%
7:00	100%	100%	100%	100%	100%	0%	0%
8:00	100%	100%	100%	100%	100%	0%	0%
9:00	100%	100%	100%	100%	100%	0%	0%
10:00	100%	100%	100%	100%	100%	0%	0%
11:00	100%	100%	100%	100%	100%	0%	0%
12:00	100%	100%	100%	100%	100%	0%	0%
13:00	100%	100%	100%	100%	100%	0%	0%
14:00	100%	100%	100%	100%	100%	0%	0%
15:00	100%	100%	100%	100%	100%	0%	0%
16:00	0%	0%	0%	0%	0%	0%	0%
17:00	0%	0%	0%	0%	0%	0%	0%
18:00	0%	0%	0%	0%	0%	0%	0%
19:00	0%	0%	0%	0%	0%	0%	0%
20:00	0%	0%	0%	0%	0%	0%	0%
21:00	0%	0%	0%	0%	0%	0%	0%
22:00	0%	0%	0%	0%	0%	0%	0%
23:00	0%	0%	0%	0%	0%	0%	0%
24:00	0%	0%	0%	0%	0%	0%	0%

TEMPORAL FACTORS FOR CONSTRUCTION EMPLOYEE TRIPS

HR	MON	TUES	WED	THUR	FRI	SAT	SUN
1:00	0%	0%	0%	0%	0%	0%	0%
2:00	0%	0%	0%	0%	0%	0%	0%
3:00	0%	0%	0%	0%	0%	0%	0%
4:00	0%	0%	0%	0%	0%	0%	0%
5:00	0%	0%	0%	0%	0%	0%	0%
6:00	100%	100%	100%	100%	100%	0%	0%
7:00	0%	0%	0%	0%	0%	0%	0%
8:00	0%	0%	0%	0%	0%	0%	0%
9:00	0%	0%	0%	0%	0%	0%	0%
10:00	0%	0%	0%	0%	0%	0%	0%
11:00	0%	0%	0%	0%	0%	0%	0%
12:00	0%	0%	0%	0%	0%	0%	0%
13:00	0%	0%	0%	0%	0%	0%	0%
14:00	0%	0%	0%	0%	0%	0%	0%
15:00	0%	0%	0%	0%	0%	0%	0%
16:00	100%	100%	100%	100%	100%	0%	0%
17:00	0%	0%	0%	0%	0%	0%	0%
18:00	0%	0%	0%	0%	0%	0%	0%
19:00	0%	0%	0%	0%	0%	0%	0%
20:00	0%	0%	0%	0%	0%	0%	0%
21:00	0%	0%	0%	0%	0%	0%	0%
22:00	0%	0%	0%	0%	0%	0%	0%
23:00	0%	0%	0%	0%	0%	0%	0%
24:00	0%	0%	0%	0%	0%	0%	0%

TEMPORAL FACTORS FOR HAULING TRIPS

HR	MON	TUES	WED	THUR	FRI	SAT	SUN
1:00	0%	0%	0%	0%	0%	0%	0%
2:00	0%	0%	0%	0%	0%	0%	0%
3:00	0%	0%	0%	0%	0%	0%	0%
4:00	0%	0%	0%	0%	0%	0%	0%
5:00	0%	0%	0%	0%	0%	0%	0%
6:00	100%	100%	100%	100%	100%	0%	0%
7:00	0%	0%	0%	0%	0%	0%	0%
8:00	0%	0%	0%	0%	0%	0%	0%
9:00	100%	100%	100%	100%	100%	0%	0%
10:00	100%	100%	100%	100%	100%	0%	0%
11:00	100%	100%	100%	100%	100%	0%	0%
12:00	100%	100%	100%	100%	100%	0%	0%
13:00	100%	100%	100%	100%	100%	0%	0%
14:00	100%	100%	100%	100%	100%	0%	0%
15:00	100%	100%	100%	100%	100%	0%	0%
16:00	100%	100%	100%	100%	100%	0%	0%
17:00	0%	0%	0%	0%	0%	0%	0%
18:00	0%	0%	0%	0%	0%	0%	0%
19:00	0%	0%	0%	0%	0%	0%	0%
20:00	0%	0%	0%	0%	0%	0%	0%
21:00	0%	0%	0%	0%	0%	0%	0%
22:00	0%	0%	0%	0%	0%	0%	0%
23:00	0%	0%	0%	0%	0%	0%	0%
24:00	0%	0%	0%	0%	0%	0%	0%



---

## Attachment A.4

---

### Construction – Localized Significance Thresholds (LST) Dispersion Modeling

- Receptor Locations





Receptor Coordinates									
		UTM (METERS)					UTM (METERS)		
RECEPTOR ID	TYPE	X	Y <sup>1/</sup>	COORDINATES	RECEPTOR ID	TYPE	X	Y <sup>1/</sup>	COORDINATES
Receptor_1	Recreational	367379	755396	367379, 755396	Receptor_55	Residential	367673	758189	367673, 758189
Receptor_2	Recreational	367340	755485	367340, 755485	Receptor_56	School	367723	758254	367723, 758254
Receptor_3	Recreational	367301	755573	367301, 755573	Receptor_57	School	367784	758221	367784, 758221
Receptor_4	Recreational	367263	755661	367263, 755661	Receptor_58	School	367845	758189	367845, 758189
Receptor_5	Recreational	367224	755749	367224, 755749	Receptor_59	Residential	367816	758096	367816, 758096
Receptor_6	Recreational	367186	755838	367186, 755838	Receptor_60	Residential	367898	758066	367898, 758066
Receptor_7	Recreational	367147	755926	367147, 755926	Receptor_61	Residential	367980	758035	367980, 758035
Receptor_8	Recreational	367109	756014	367109, 756014	Receptor_62	Residential	368062	758005	368062, 758005
Receptor_9	Recreational	367070	756103	367070, 756103	Receptor_63	Residential	368144	757975	368144, 757975
Receptor_10	Recreational	367032	756191	367032, 756191	Receptor_64	Residential	368226	757945	368226, 757945
Receptor_11	Recreational	366993	756279	366993, 756279	Receptor_65	Residential	368301	757943	368301, 757943
Receptor_12	Recreational	366954	756367	366954, 756367	Receptor_66	Residential	368376	757941	368376, 757941
Receptor_13	Recreational	366916	756456	366916, 756456	Receptor_67	Residential	368452	757940	368452, 757940
Receptor_14	Recreational	366877	756544	366877, 756544	Receptor_68	Residential	368527	757938	368527, 757938
Receptor_15	Recreational	366839	756632	366839, 756632	Receptor_69	Residential	368563	757880	368563, 757880
Receptor_16	Recreational	366800	756720	366800, 756720	Receptor_70	Residential	368636	757926	368636, 757926
Receptor_17	Recreational	366762	756809	366762, 756809	Receptor_71	Residential	368709	757971	368709, 757971
Receptor_18	Recreational	366723	756897	366723, 756897	Receptor_72	Residential	368782	758017	368782, 758017
Receptor_19	Recreational	366685	756985	366685, 756985	Receptor_73	Residential	368855	758062	368855, 758062
Receptor_20	Recreational	366646	757074	366646, 757074	Receptor_74	Residential	368928	758108	368928, 758108
Receptor_21	Recreational	366607	757162	366607, 757162	Receptor_75	Residential	369001	758153	369001, 758153
Receptor_22	Recreational	366569	757250	366569, 757250	Receptor_76	Residential	369058	758074	369058, 758074
Receptor_23	Recreational	366530	757338	366530, 757338	Receptor_77	Residential	369102	758103	369102, 758103
Receptor_24	Recreational	366492	757427	366492, 757427	Receptor_78	Residential	369145	758132	369145, 758132
Receptor_25	Recreational	366453	757515	366453, 757515	Receptor_79	Residential	369200	758065	369200, 758065
Receptor_26	Recreational	366415	757603	366415, 757603	Receptor_80	Residential	369255	757998	369255, 757998
Receptor_27	Recreational	366376	757692	366376, 757692	Receptor_81	Residential	369310	757931	369310, 757931
Receptor_28	Residential	366338	757780	366338, 757780	Receptor_82	Residential	369356	757981	369356, 757981
Receptor_29	Residential	366402	757746	366402, 757746	Receptor_83	Residential	369403	758031	369403, 758031
Receptor_30	Residential	366467	757713	366467, 757713	Receptor_84	Recreational	369336	758100	369336, 758100
Receptor_31	Residential	366531	757679	366531, 757679	Receptor_85	Recreational	369269	758170	369269, 758170
Receptor_32	Residential	366567	757773	366567, 757773	Receptor_86	Recreational	369202	758239	369202, 758239
Receptor_33	Residential	366625	757758	366625, 757758	Receptor_87	Recreational	369264	758285	369264, 758285
Receptor_34	Residential	366682	757744	366682, 757744	Receptor_88	Recreational	369326	758330	369326, 758330
Receptor_35	Residential	366768	757788	366768, 757788	Receptor_89	Recreational	369389	758376	369389, 758376
Receptor_36	Residential	366854	757833	366854, 757833	Receptor_90	Recreational	369389	758462	369389, 758462
Receptor_37	Residential	366941	757877	366941, 757877	Receptor_91	Recreational	369389	758548	369389, 758548
Receptor_38	Residential	367027	757922	367027, 757922	Receptor_92	Residential	369389	758634	369389, 758634
Receptor_39	Residential	367113	757966	367113, 757966	Receptor_93	Residential	369469	758630	369469, 758630
Receptor_40	Residential	367192	757916	367192, 757916	Receptor_94	Residential	369549	758625	369549, 758625
Receptor_41	Residential	367264	757916	367264, 757916	Receptor_95	Residential	369630	758621	369630, 758621
Receptor_42	Residential	367335	757916	367335, 757916	Receptor_96	Residential	369710	758617	369710, 758617
Receptor_43	Residential	367343	757966	367343, 757966	Receptor_97	Residential	369791	758613	369791, 758613
Receptor_44	Residential	367404	757995	367404, 757995	Receptor_98	Residential	369791	758514	369791, 758514
Receptor_45	Residential	367465	758024	367465, 758024	Receptor_99	Residential	369791	758416	369791, 758416
Receptor_46	School	367504	757948	367504, 757948	Receptor_100	Residential	369791	758318	369791, 758318
Receptor_47	School	367544	757873	367544, 757873	Receptor_101	Residential	369881	758318	369881, 758318
Receptor_48	School	367587	757909	367587, 757909	Receptor_102	Residential	369972	758318	369972, 758318
Receptor_49	School	367623	757866	367623, 757866	Receptor_103	Residential	370062	758318	370062, 758318
Receptor_50	School	367694	757866	367694, 757866	Receptor_104	Residential	370153	758318	370153, 758318
Receptor_51	School	367716	757927	367716, 757927	Receptor_105	Residential	370243	758318	370243, 758318
Receptor_52	School	367737	757988	367737, 757988	Receptor_106	School	370247	758254	370247, 758254
Receptor_53	School	367727	758067	367727, 758067	Receptor_107	School	370250	758189	370250, 758189
Receptor_54	School	367716	758146	367716, 758146	Receptor_108	School	370308	758196	370308, 758196
					Receptor_109	School	370361	758236	370361, 758236

NOTE:

1/ 3,000,000 m should be added to Y (m) location values to get full UTM Northing (m) coordinate in 1984 WGS.

# Receptor Coordinates

RECEPTOR ID	TYPE	UTM (METERS)		
		X	Y <sup>1/</sup>	COORDINATES
Receptor_110	School	370415	758275	370415, 758275
Receptor_111	Residential	370408	758347	370408, 758347
Receptor_112	Residential	370490	758344	370490, 758344
Receptor_113	Residential	370572	758341	370572, 758341
Receptor_114	Residential	370654	758338	370654, 758338
Receptor_115	Residential	370735	758335	370735, 758335
Receptor_116	Residential	370817	758333	370817, 758333
Receptor_117	Offsite Worker	370814	758243	370814, 758243
Receptor_118	Offsite Worker	370810	758153	370810, 758153
Receptor_119	Offsite Worker	370807	758063	370807, 758063
Receptor_120	Offsite Worker	370803	757974	370803, 757974
Receptor_121	Offsite Worker	370835	757927	370835, 757927
Receptor_122	Offsite Worker	370868	757880	370868, 757880
Receptor_123	Offsite Worker	370921	757884	370921, 757884
Receptor_124	Offsite Worker	370975	757887	370975, 757887
Receptor_125	Offsite Worker	370975	757794	370975, 757794
Receptor_126	Offsite Worker	371026	757794	371026, 757794
Receptor_127	Offsite Worker	371076	757877	371076, 757877
Receptor_128	Offsite Worker	371126	757959	371126, 757959
Receptor_129	Offsite Worker	371119	758031	371119, 758031
Receptor_130	Residential	371183	758027	371183, 758027
Receptor_131	Residential	371248	758024	371248, 758024
Receptor_132	Residential	371326	758075	371326, 758075
Receptor_133	Residential	371404	758127	371404, 758127
Receptor_134	Residential	371481	758178	371481, 758178
Receptor_135	Residential	371559	758230	371559, 758230
Receptor_136	Residential	371637	758281	371637, 758281
Receptor_137	Residential	371715	758333	371715, 758333
Receptor_138	Residential	371769	758261	371769, 758261
Receptor_139	Residential	371822	758189	371822, 758189
Receptor_140	Residential	371894	758160	371894, 758160
Receptor_141	Residential	371894	758081	371894, 758081
Receptor_142	Residential	371959	758074	371959, 758074
Receptor_143	Offsite Worker	371953	757977	371953, 757977
Receptor_144	Offsite Worker	371948	757880	371948, 757880
Receptor_145	Offsite Worker	371943	757783	371943, 757783
Receptor_146	Offsite Worker	372016	757794	372016, 757794
Receptor_147	Offsite Worker	372102	757791	372102, 757791
Receptor_148	Offsite Worker	372178	757760	372178, 757760
Receptor_149	Offsite Worker	372177	757670	372177, 757670
Receptor_150	Offsite Worker	372176	757579	372176, 757579
Receptor_151	Offsite Worker	372174	757489	372174, 757489
Receptor_152	Offsite Worker	372173	757398	372173, 757398
Receptor_153	Offsite Worker	372171	757308	372171, 757308
Receptor_154	Offsite Worker	372055	757309	372055, 757309
Receptor_155	Residential	372055	757363	372055, 757363
Receptor_156	Offsite Worker	372055	757416	372055, 757416
Receptor_157	Offsite Worker	371952	757442	371952, 757442
Receptor_158	Offsite Worker	371950	757345	371950, 757345
Receptor_159	Offsite Worker	371864	757344	371864, 757344
Receptor_160	Offsite Worker	371790	757347	371790, 757347
Receptor_161	Offsite Worker	371708	757356	371708, 757356
Receptor_162	Offsite Worker	371615	757356	371615, 757356
Receptor_163	Offsite Worker	371523	757356	371523, 757356
Receptor_164	Offsite Worker	371430	757356	371430, 757356

RECEPTOR ID	TYPE	UTM (METERS)		
		X	Y <sup>1/</sup>	COORDINATES
Receptor_165	Offsite Worker	371338	757356	371338, 757356
Receptor_166	Offsite Worker	371245	757356	371245, 757356
Receptor_167	Offsite Worker	371153	757356	371153, 757356
Receptor_168	Offsite Worker	371061	757356	371061, 757356
Receptor_169	Offsite Worker	371005	757357	371005, 757357
Receptor_170	Offsite Worker	370998	757293	370998, 757293
Receptor_171	Offsite Worker	370998	757194	370998, 757194
Receptor_172	Offsite Worker	370998	757096	370998, 757096
Receptor_173	Offsite Worker	370998	756998	370998, 756998
Receptor_174	Offsite Worker	371057	756997	371057, 756997
Receptor_175	Offsite Worker	371153	756997	371153, 756997
Receptor_176	Offsite Worker	371249	756997	371249, 756997
Receptor_177	Offsite Worker	371345	756997	371345, 756997
Receptor_178	Offsite Worker	371440	756997	371440, 756997
Receptor_179	Offsite Worker	371536	756997	371536, 756997
Receptor_180	Offsite Worker	371632	756997	371632, 756997
Receptor_181	Offsite Worker	371728	756997	371728, 756997
Receptor_182	Offsite Worker	371824	756997	371824, 756997
Receptor_183	Offsite Worker	371920	756997	371920, 756997
Receptor_184	Offsite Worker	372016	756997	372016, 756997
Receptor_185	Offsite Worker	372111	756997	372111, 756997
Receptor_186	Offsite Worker	372207	756997	372207, 756997
Receptor_187	Offsite Worker	372303	756997	372303, 756997
Receptor_188	Offsite Worker	372399	756997	372399, 756997
Receptor_189	Offsite Worker	372495	756997	372495, 756997
Receptor_190	Offsite Worker	372591	756997	372591, 756997
Receptor_191	Offsite Worker	372610	757063	372610, 757063
Receptor_192	Offsite Worker	372612	757132	372612, 757132
Receptor_193	Offsite Worker	372614	757201	372614, 757201
Receptor_194	Offsite Worker	372616	757270	372616, 757270
Receptor_195	Offsite Worker	372627	757351	372627, 757351
Receptor_196	Offsite Worker	372651	757422	372651, 757422
Receptor_197	Offsite Worker	372676	757494	372676, 757494
Receptor_198	Offsite Worker	372704	757569	372704, 757569
Receptor_199	Offsite Worker	372733	757645	372733, 757645
Receptor_200	Offsite Worker	372746	757702	372746, 757702
Receptor_201	Offsite Worker	372746	757768	372746, 757768
Receptor_202	Offsite Worker	372807	757781	372807, 757781
Receptor_203	Offsite Worker	372901	757782	372901, 757782
Receptor_204	Offsite Worker	372994	757783	372994, 757783
Receptor_205	Offsite Worker	373087	757783	373087, 757783
Receptor_206	Offsite Worker	373180	757784	373180, 757784
Receptor_207	Offsite Worker	373274	757785	373274, 757785
Receptor_208	Offsite Worker	373367	757786	373367, 757786
Receptor_209	Offsite Worker	373418	757742	373418, 757742
Receptor_210	Offsite Worker	373418	757653	373418, 757653
Receptor_211	Offsite Worker	373419	757564	373419, 757564
Receptor_212	Offsite Worker	373419	757475	373419, 757475
Receptor_213	Offsite Worker	373420	757386	373420, 757386
Receptor_214	Offsite Worker	373420	757297	373420, 757297
Receptor_215	Offsite Worker	373421	757207	373421, 757207
Receptor_216	Offsite Worker	373421	757118	373421, 757118
Receptor_217	Offsite Worker	373292	757117	373292, 757117
Receptor_218	Offsite Worker	373213	757118	373213, 757118
Receptor_219	Offsite Worker	373158	757066	373158, 757066

NOTE:

1/ 3,000,000 m should be added to Y (m) location values to get full UTM Northing (m) coordinate in 1984 WGS.

# Receptor Coordinates

RECEPTOR ID	TYPE	UTM (METERS)		
		X	Y <sup>1/</sup>	COORDINATES
Receptor_220	Offsite Worker	373084	757026	373084, 757026
Receptor_221	Offsite Worker	373009	757011	373009, 757011
Receptor_222	Offsite Worker	372922	757009	372922, 757009
Receptor_223	Offsite Worker	372835	757007	372835, 757007
Receptor_224	Offsite Worker	372747	757006	372747, 757006
Receptor_225	Offsite Worker	372660	757004	372660, 757004
Receptor_226	Offsite Worker	372651	757063	372651, 757063
Receptor_227	Offsite Worker	372629	756931	372629, 756931
Receptor_228	Offsite Worker	372631	756857	372631, 756857
Receptor_229	Offsite Worker	372634	756783	372634, 756783
Receptor_230	Offsite Worker	372702	756778	372702, 756778
Receptor_231	Offsite Worker	372756	756775	372756, 756775
Receptor_232	Offsite Worker	372729	756712	372729, 756712
Receptor_233	Offsite Worker	372703	756650	372703, 756650
Receptor_234	Offsite Worker	372677	756588	372677, 756588
Receptor_235	Offsite Worker	372619	756588	372619, 756588
Receptor_236	Offsite Worker	372622	756509	372622, 756509
Receptor_237	Offsite Worker	372700	756511	372700, 756511
Receptor_238	Offsite Worker	372789	756510	372789, 756510
Receptor_239	Offsite Worker	372871	756509	372871, 756509
Receptor_240	Offsite Worker	372871	756437	372871, 756437
Receptor_241	Offsite Worker	372970	756437	372970, 756437
Receptor_242	Offsite Worker	373069	756437	373069, 756437
Receptor_243	Offsite Worker	373168	756437	373168, 756437
Receptor_244	Offsite Worker	373267	756437	373267, 756437
Receptor_245	Offsite Worker	373412	756437	373412, 756437
Receptor_246	Offsite Worker	373409	756339	373409, 756339
Receptor_247	Offsite Worker	373406	756240	373406, 756240
Receptor_248	Offsite Worker	373403	756142	373403, 756142
Receptor_249	Offsite Worker	373400	756042	373400, 756042
Receptor_250	Offsite Worker	373397	755944	373397, 755944
Receptor_251	Offsite Worker	373393	755846	373393, 755846
Receptor_252	Offsite Worker	373390	755747	373390, 755747
Receptor_253	Offsite Worker	373309	755744	373309, 755744
Receptor_254	Offsite Worker	373229	755743	373229, 755743
Receptor_255	Offsite Worker	373143	755741	373143, 755741
Receptor_256	Offsite Worker	373143	755823	373143, 755823
Receptor_257	Offsite Worker	373143	755906	373143, 755906
Receptor_258	Offsite Worker	373065	755906	373065, 755906
Receptor_259	Offsite Worker	373065	755827	373065, 755827
Receptor_260	Offsite Worker	373068	755733	373068, 755733
Receptor_261	Offsite Worker	373007	755733	373007, 755733
Receptor_262	Offsite Worker	372941	755733	372941, 755733
Receptor_263	Offsite Worker	372941	755636	372941, 755636
Receptor_264	Offsite Worker	372941	755539	372941, 755539
Receptor_265	Offsite Worker	372941	755442	372941, 755442
Receptor_266	Offsite Worker	372913	755342	372913, 755342
Receptor_267	Offsite Worker	372817	755346	372817, 755346
Receptor_268	Offsite Worker	372720	755349	372720, 755349
Receptor_269	Offsite Worker	372624	755352	372624, 755352
Receptor_270	Offsite Worker	372527	755349	372527, 755349
Receptor_271	Offsite Worker	372431	755353	372431, 755353
Receptor_272	Offsite Worker	372334	755356	372334, 755356
Receptor_273	Offsite Worker	372237	755359	372237, 755359
Receptor_274	Offsite Worker	372141	755362	372141, 755362

RECEPTOR ID	TYPE	UTM (METERS)		
		X	Y <sup>1/</sup>	COORDINATES
Receptor_275	Offsite Worker	372044	755366	372044, 755366
Receptor_276	Offsite Worker	371948	755369	371948, 755369
Receptor_277	Offsite Worker	371851	755372	371851, 755372
Receptor_278	Offsite Worker	371755	755375	371755, 755375
Receptor_279	Offsite Worker	371658	755378	371658, 755378
Receptor_280	Offsite Worker	371562	755382	371562, 755382
Receptor_281	Offsite Worker	371465	755385	371465, 755385
Receptor_282	Offsite Worker	371368	755388	371368, 755388
Receptor_283	Offsite Worker	371272	755391	371272, 755391
Receptor_284	Offsite Worker	371175	755395	371175, 755395
Receptor_285	Offsite Worker	371079	755398	371079, 755398
Receptor_286	Offsite Worker	371042	755478	371042, 755478
Receptor_287	Offsite Worker	371009	755538	371009, 755538
Receptor_288	Offsite Worker	370975	755597	370975, 755597
Receptor_289	Offsite Worker	370925	755597	370925, 755597
Receptor_290	Offsite Worker	370860	755547	370860, 755547
Receptor_291	Offsite Worker	370796	755497	370796, 755497
Receptor_292	Offsite Worker	370733	755428	370733, 755428
Receptor_293	Offsite Worker	370634	755428	370634, 755428
Receptor_294	Offsite Worker	370536	755428	370536, 755428
Receptor_295	Offsite Worker	370437	755428	370437, 755428
Receptor_296	Offsite Worker	370338	755427	370338, 755427
Receptor_297	Residential	370239	755427	370239, 755427
Receptor_298	Residential	370138	755427	370138, 755427
Receptor_299	Residential	370040	755427	370040, 755427
Receptor_300	Residential	369941	755426	369941, 755426
Receptor_301	Residential	369842	755426	369842, 755426
Receptor_302	School	369741	755435	369741, 755435
Receptor_303	School	369643	755434	369643, 755434
Receptor_304	Residential	369544	755434	369544, 755434
Receptor_305	Residential	369445	755434	369445, 755434
Receptor_306	Residential	369346	755434	369346, 755434
Receptor_307	Offsite Worker	369249	755442	369249, 755442
Receptor_308	Offsite Worker	369151	755442	369151, 755442
Receptor_309	Offsite Worker	369052	755442	369052, 755442
Receptor_310	Residential	368953	755441	368953, 755441
Receptor_311	Residential	368854	755441	368854, 755441
Receptor_312	Residential	368755	755441	368755, 755441
Receptor_313	Residential	368657	755441	368657, 755441
Receptor_314	Residential	368558	755440	368558, 755440
Receptor_315	Residential	368459	755440	368459, 755440
Receptor_316	Residential	368360	755440	368360, 755440
Receptor_317	Residential	368262	755439	368262, 755439
Receptor_318	Residential	368186	755427	368186, 755427
Receptor_319	Residential	368111	755414	368111, 755414
Receptor_320	Offsite Worker	368035	755402	368035, 755402
Receptor_321	Offsite Worker	367960	755389	367960, 755389
Receptor_322	Offsite Worker	367863	755390	367863, 755390
Receptor_323	Offsite Worker	367766	755392	367766, 755392
Receptor_324	Offsite Worker	367669	755393	367669, 755393
Receptor_325	Offsite Worker	367572	755394	367572, 755394
Receptor_326	Offsite Worker	367475	755395	367475, 755395
Receptor_327	On-Site Occupational	370403	756882	370403, 756882

NOTE:

1/ 3,000,000 m should be added to Y (m) location values to get full UTM Northing (m) coordinate in 1984 WGS.



---

## Attachment A.4

---

### Construction – Localized Significance Thresholds (LST) Dispersion Modeling

- Output Files Summaries
  - CO
  - NO<sub>x</sub>
  - SO<sub>2</sub>
  - PM<sub>10</sub>
  - PM<sub>2.5</sub>



# Carbon Monoxide (CO) 1-Hr

RECEPTOR ID	MAX CONC. (µg/m <sup>3</sup> )					CONSTRUCTION INCREMENTAL DIFFERENCE				
	NO ACTION	CONSTR PHASE 1	CONSTR PHASE 2	CONSTR EQUIPMENT	MAX CONSTR	PROJECT INCREASE	AMBIENT	TOTAL	THRESHOLD	EXCEEDS?
Receptor_1	701	716	713	716	1.1	16	3,534	3,550	23,000	No
Receptor_2	745	757	755	757	1.2	13	3,534	3,547	23,000	No
Receptor_3	841	856	852	856	1.3	16	3,534	3,550	23,000	No
Receptor_4	942	954	949	954	1.4	13	3,534	3,547	23,000	No
Receptor_5	1,019	1,026	1,022	1,026	1.5	9	3,534	3,543	23,000	No
Receptor_6	1,057	1,060	1,056	1,060	1.7	4	3,534	3,538	23,000	No
Receptor_7	1,050	1,046	1,043	1,046	1.9	(1)	3,534	3,534	23,000	No
Receptor_8	1,005	996	993	996	2.1	(7)	3,534	3,534	23,000	No
Receptor_9	936	922	920	922	2.3	(12)	3,534	3,534	23,000	No
Receptor_10	876	930	912	930	2.6	56	3,534	3,590	23,000	No
Receptor_11	895	950	931	950	2.9	58	3,534	3,592	23,000	No
Receptor_12	906	961	942	961	3.2	59	3,534	3,593	23,000	No
Receptor_13	911	966	946	966	3.6	58	3,534	3,592	23,000	No
Receptor_14	911	964	943	964	3.9	57	3,534	3,591	23,000	No
Receptor_15	902	952	932	952	4.2	55	3,534	3,589	23,000	No
Receptor_16	889	936	916	936	4.4	52	3,534	3,586	23,000	No
Receptor_17	870	913	895	913	4.6	48	3,534	3,582	23,000	No
Receptor_18	846	888	868	888	4.6	46	3,534	3,580	23,000	No
Receptor_19	815	852	834	852	4.5	42	3,534	3,576	23,000	No
Receptor_20	777	812	795	812	4.2	39	3,534	3,573	23,000	No
Receptor_21	742	768	752	768	3.9	30	3,534	3,564	23,000	No
Receptor_22	725	721	727	727	3.6	6	3,534	3,540	23,000	No
Receptor_23	704	671	705	705	3.3	5	3,534	3,539	23,000	No
Receptor_24	678	663	679	679	2.9	3	3,534	3,537	23,000	No
Receptor_25	650	667	649	667	2.6	20	3,534	3,554	23,000	No
Receptor_26	625	668	634	668	2.4	46	3,534	3,580	23,000	No
Receptor_27	622	665	635	665	2.1	45	3,534	3,579	23,000	No
Receptor_28	617	659	637	659	1.9	44	3,534	3,578	23,000	No
Receptor_29	632	675	648	675	2.1	45	3,534	3,579	23,000	No
Receptor_30	649	693	660	693	2.3	47	3,534	3,581	23,000	No
Receptor_31	666	711	674	711	2.6	48	3,534	3,582	23,000	No
Receptor_32	677	723	687	723	2.5	48	3,534	3,582	23,000	No
Receptor_33	694	740	702	740	2.8	49	3,534	3,583	23,000	No
Receptor_34	711	758	719	758	3.0	50	3,534	3,584	23,000	No
Receptor_35	733	781	740	781	3.2	51	3,534	3,585	23,000	No
Receptor_36	751	800	757	800	3.4	52	3,534	3,586	23,000	No
Receptor_37	765	814	778	814	3.5	52	3,534	3,586	23,000	No
Receptor_38	773	821	799	821	3.5	52	3,534	3,586	23,000	No
Receptor_39	783	822	813	822	3.5	43	3,534	3,577	23,000	No
Receptor_40	817	862	848	862	4.2	50	3,534	3,584	23,000	No
Receptor_41	837	879	870	879	4.6	46	3,534	3,580	23,000	No
Receptor_42	857	894	890	894	4.8	42	3,534	3,576	23,000	No
Receptor_43	840	865	871	871	3.9	35	3,534	3,569	23,000	No
Receptor_44	841	854	872	872	3.6	35	3,534	3,569	23,000	No
Receptor_45	838	846	868	868	3.4	34	3,534	3,568	23,000	No
Receptor_46	885	902	917	917	4.4	36	3,534	3,570	23,000	No
Receptor_47	934	969	968	969	5.9	41	3,534	3,575	23,000	No
Receptor_48	926	947	958	958	5.1	38	3,534	3,572	23,000	No
Receptor_49	960	991	994	994	6.1	39	3,534	3,573	23,000	No
Receptor_50	979	1,004	1,012	1,012	6.1	39	3,534	3,573	23,000	No
Receptor_51	941	949	973	973	4.8	36	3,534	3,570	23,000	No
Receptor_52	930	932	951	951	3.9	25	3,534	3,559	23,000	No
Receptor_53	922	924	942	942	3.1	23	3,534	3,557	23,000	No
Receptor_54	912	913	932	932	2.6	22	3,534	3,556	23,000	No
Receptor_55	880	881	899	899	2.5	21	3,534	3,555	23,000	No

**Carbon Monoxide (CO) 1-Hr**

RECEPTOR ID	MAX CONC. (µg/m <sup>3</sup> )					CONSTRUCTION INCREMENTAL DIFFERENCE				
	NO ACTION	CONSTR PHASE 1	CONSTR PHASE 2	CONSTR EQUIPMENT	MAX CONSTR	PROJECT INCREASE	AMBIENT	TOTAL	THRESHOLD	EXCEEDS?
Receptor_56	911	911	929	929	2.2	21	3,534	3,555	23,000	No
Receptor_57	954	954	973	973	2.2	22	3,534	3,556	23,000	No
Receptor_58	999	999	1,019	1,019	2.4	22	3,534	3,556	23,000	No
Receptor_59	991	992	1,012	1,012	2.9	24	3,534	3,558	23,000	No
Receptor_60	1,060	1,060	1,081	1,081	3.2	25	3,534	3,559	23,000	No
Receptor_61	1,131	1,131	1,153	1,153	3.5	26	3,534	3,560	23,000	No
Receptor_62	1,206	1,205	1,229	1,229	4.0	26	3,534	3,560	23,000	No
Receptor_63	1,285	1,283	1,307	1,307	4.5	27	3,534	3,561	23,000	No
Receptor_64	1,367	1,365	1,390	1,390	5.1	28	3,534	3,562	23,000	No
Receptor_65	1,427	1,424	1,451	1,451	5.2	28	3,534	3,562	23,000	No
Receptor_66	1,483	1,480	1,506	1,506	5.2	29	3,534	3,563	23,000	No
Receptor_67	1,528	1,525	1,552	1,552	5.2	30	3,534	3,564	23,000	No
Receptor_68	1,557	1,553	1,582	1,582	5.3	31	3,534	3,565	23,000	No
Receptor_69	1,660	1,656	1,686	1,686	7.3	34	3,534	3,568	23,000	No
Receptor_70	1,574	1,571	1,602	1,602	5.7	34	3,534	3,568	23,000	No
Receptor_71	1,465	1,462	1,495	1,495	4.6	34	3,534	3,568	23,000	No
Receptor_72	1,348	1,345	1,379	1,379	3.7	35	3,534	3,569	23,000	No
Receptor_73	1,240	1,239	1,273	1,273	3.0	36	3,534	3,570	23,000	No
Receptor_74	1,146	1,170	1,181	1,181	2.4	37	3,534	3,571	23,000	No
Receptor_75	1,135	1,166	1,165	1,166	2.0	33	3,534	3,567	23,000	No
Receptor_76	1,235	1,269	1,267	1,269	2.2	36	3,534	3,570	23,000	No
Receptor_77	1,215	1,246	1,244	1,246	1.9	33	3,534	3,567	23,000	No
Receptor_78	1,193	1,223	1,221	1,223	1.8	31	3,534	3,565	23,000	No
Receptor_79	1,255	1,284	1,282	1,284	1.9	31	3,534	3,565	23,000	No
Receptor_80	1,311	1,340	1,338	1,340	2.1	31	3,534	3,565	23,000	No
Receptor_81	1,365	1,393	1,391	1,393	2.2	30	3,534	3,564	23,000	No
Receptor_82	1,306	1,329	1,328	1,329	2.3	26	3,534	3,560	23,000	No
Receptor_83	1,254	1,272	1,271	1,272	2.4	21	3,534	3,555	23,000	No
Receptor_84	1,210	1,232	1,231	1,232	2.2	24	3,534	3,558	23,000	No
Receptor_85	1,164	1,187	1,186	1,187	1.9	25	3,534	3,559	23,000	No
Receptor_86	1,112	1,137	1,135	1,137	1.8	26	3,534	3,560	23,000	No
Receptor_87	1,083	1,104	1,103	1,104	1.8	23	3,534	3,557	23,000	No
Receptor_88	1,056	1,074	1,073	1,074	1.9	20	3,534	3,554	23,000	No
Receptor_89	1,029	1,043	1,042	1,043	1.9	16	3,534	3,550	23,000	No
Receptor_90	984	998	997	998	1.8	15	3,534	3,549	23,000	No
Receptor_91	943	956	955	956	1.7	15	3,534	3,549	23,000	No
Receptor_92	906	918	917	918	1.7	14	3,534	3,548	23,000	No
Receptor_93	909	918	918	918	1.8	11	3,534	3,545	23,000	No
Receptor_94	908	915	914	915	1.9	9	3,534	3,543	23,000	No
Receptor_95	904	908	908	908	2.0	6	3,534	3,540	23,000	No
Receptor_96	898	899	899	899	2.1	3	3,534	3,537	23,000	No
Receptor_97	889	887	887	887	2.3	0	3,534	3,534	23,000	No
Receptor_98	930	927	927	927	2.5	(1)	3,534	3,534	23,000	No
Receptor_99	974	970	969	970	2.7	(1)	3,534	3,534	23,000	No
Receptor_100	1,023	1,018	1,017	1,018	3.0	(2)	3,534	3,534	23,000	No
Receptor_101	1,008	999	998	999	3.3	(5)	3,534	3,534	23,000	No
Receptor_102	990	978	978	978	3.6	(9)	3,534	3,534	23,000	No
Receptor_103	966	951	952	952	3.9	(9)	3,534	3,534	23,000	No
Receptor_104	934	916	922	922	4.2	(8)	3,534	3,534	23,000	No
Receptor_105	897	908	906	908	4.6	16	3,534	3,550	23,000	No
Receptor_106	930	941	939	941	5.1	17	3,534	3,551	23,000	No
Receptor_107	976	978	983	983	5.7	13	3,534	3,547	23,000	No
Receptor_108	978	976	981	981	6.0	9	3,534	3,543	23,000	No
Receptor_109	954	950	956	956	5.8	7	3,534	3,541	23,000	No
Receptor_110	932	921	933	933	5.6	6	3,534	3,540	23,000	No



**Carbon Monoxide (CO) 1-Hr**

RECEPTOR ID	MAX CONC. (µg/m <sup>3</sup> )					CONSTRUCTION INCREMENTAL DIFFERENCE				
	NO ACTION	CONSTR PHASE 1	CONSTR PHASE 2	CONSTR EQUIPMENT	MAX CONSTR	PROJECT INCREASE	AMBIENT	TOTAL	THRESHOLD	EXCEEDS?
Receptor_111	888	891	890	891	4.9	9	3,534	3,543	23,000	No
Receptor_112	893	874	894	894	5.2	6	3,534	3,540	23,000	No
Receptor_113	892	871	893	893	5.3	6	3,534	3,540	23,000	No
Receptor_114	885	862	888	888	5.5	9	3,534	3,543	23,000	No
Receptor_115	871	846	878	878	5.5	13	3,534	3,547	23,000	No
Receptor_116	854	824	864	864	5.5	16	3,534	3,550	23,000	No
Receptor_117	898	854	901	901	6.6	9	3,534	3,543	23,000	No
Receptor_118	946	884	941	941	8.6	4	3,534	3,538	23,000	No
Receptor_119	992	914	985	985	10.5	4	3,534	3,538	23,000	No
Receptor_120	1,028	941	1,034	1,034	14.0	21	3,534	3,555	23,000	No
Receptor_121	992	994	1,042	1,042	16.4	66	3,534	3,600	23,000	No
Receptor_122	1,016	1,047	1,042	1,047	19.6	51	3,534	3,585	23,000	No
Receptor_123	1,004	1,032	1,040	1,040	17.9	53	3,534	3,587	23,000	No
Receptor_124	986	1,009	1,035	1,035	15.9	65	3,534	3,599	23,000	No
Receptor_125	1,074	1,035	1,126	1,126	24.1	76	3,534	3,610	23,000	No
Receptor_126	1,041	987	1,100	1,100	19.4	78	3,534	3,612	23,000	No
Receptor_127	947	952	1,021	1,021	12.8	87	3,534	3,621	23,000	No
Receptor_128	889	909	951	951	9.4	71	3,534	3,605	23,000	No
Receptor_129	857	881	899	899	8.1	50	3,534	3,584	23,000	No
Receptor_130	843	864	896	896	7.4	60	3,534	3,594	23,000	No
Receptor_131	822	839	884	884	6.7	69	3,534	3,603	23,000	No
Receptor_132	782	799	841	841	5.4	65	3,534	3,599	23,000	No
Receptor_133	747	764	803	803	4.6	61	3,534	3,595	23,000	No
Receptor_134	716	732	769	769	3.9	57	3,534	3,591	23,000	No
Receptor_135	687	703	737	737	3.4	53	3,534	3,587	23,000	No
Receptor_136	661	677	709	709	2.9	50	3,534	3,584	23,000	No
Receptor_137	637	653	682	682	2.6	48	3,534	3,582	23,000	No
Receptor_138	630	643	681	681	2.6	54	3,534	3,588	23,000	No
Receptor_139	618	622	663	663	2.6	48	3,534	3,582	23,000	No
Receptor_140	619	595	633	633	2.4	17	3,534	3,551	23,000	No
Receptor_141	641	607	632	632	2.5	(7)	3,534	3,534	23,000	No
Receptor_142	633	603	627	627	2.4	(4)	3,534	3,534	23,000	No
Receptor_143	676	629	653	653	2.5	(20)	3,534	3,534	23,000	No
Receptor_144	751	688	726	726	2.6	(23)	3,534	3,534	23,000	No
Receptor_145	793	725	772	772	2.7	(19)	3,534	3,534	23,000	No
Receptor_146	768	704	747	747	2.5	(18)	3,534	3,534	23,000	No
Receptor_147	742	683	722	722	2.2	(17)	3,534	3,534	23,000	No
Receptor_148	720	666	702	702	2.1	(15)	3,534	3,534	23,000	No
Receptor_149	704	677	690	690	2.1	(12)	3,534	3,534	23,000	No
Receptor_150	721	742	756	756	2.1	36	3,534	3,570	23,000	No
Receptor_151	795	818	830	830	2.1	37	3,534	3,571	23,000	No
Receptor_152	863	889	898	898	2.1	38	3,534	3,572	23,000	No
Receptor_153	918	947	954	954	2.1	38	3,534	3,572	23,000	No
Receptor_154	927	955	964	964	2.4	40	3,534	3,574	23,000	No
Receptor_155	885	911	922	922	2.4	39	3,534	3,573	23,000	No
Receptor_156	839	864	876	876	2.4	39	3,534	3,573	23,000	No
Receptor_157	791	814	829	829	2.8	40	3,534	3,574	23,000	No
Receptor_158	890	916	928	928	2.7	41	3,534	3,575	23,000	No
Receptor_159	874	899	913	913	3.1	42	3,534	3,576	23,000	No
Receptor_160	848	872	888	888	3.4	43	3,534	3,577	23,000	No
Receptor_161	803	826	843	843	3.9	44	3,534	3,578	23,000	No
Receptor_162	784	812	823	823	4.6	44	3,534	3,578	23,000	No
Receptor_163	806	823	839	839	5.5	38	3,534	3,572	23,000	No
Receptor_164	829	835	856	856	6.6	33	3,534	3,567	23,000	No
Receptor_165	854	850	875	875	8.3	29	3,534	3,563	23,000	No

# Carbon Monoxide (CO) 1-Hr

RECEPTOR ID	MAX CONC. (µg/m <sup>3</sup> )					CONSTRUCTION INCREMENTAL DIFFERENCE				
	NO ACTION	CONSTR PHASE 1	CONSTR PHASE 2	CONSTR EQUIPMENT	MAX CONSTR	PROJECT INCREASE	AMBIENT	TOTAL	THRESHOLD	EXCEEDS?
Receptor_166	912	868	912	912	10.6	10	3,534	3,544	23,000	No
Receptor_167	1,004	938	1,008	1,008	14.2	18	3,534	3,552	23,000	No
Receptor_168	1,117	1,037	1,124	1,124	19.8	27	3,534	3,561	23,000	No
Receptor_169	1,200	1,107	1,208	1,208	24.9	33	3,534	3,567	23,000	No
Receptor_170	1,099	1,011	1,114	1,114	21.3	36	3,534	3,570	23,000	No
Receptor_171	1,164	1,053	1,102	1,102	16.1	(46)	3,534	3,534	23,000	No
Receptor_172	1,152	1,062	1,074	1,074	12.4	(66)	3,534	3,534	23,000	No
Receptor_173	1,085	1,016	1,018	1,018	9.7	(57)	3,534	3,534	23,000	No
Receptor_174	1,037	1,050	1,077	1,077	8.8	50	3,534	3,584	23,000	No
Receptor_175	1,109	1,141	1,165	1,165	7.6	63	3,534	3,597	23,000	No
Receptor_176	1,184	1,218	1,238	1,238	6.5	60	3,534	3,594	23,000	No
Receptor_177	1,237	1,273	1,289	1,289	5.6	57	3,534	3,591	23,000	No
Receptor_178	1,263	1,300	1,313	1,313	4.8	55	3,534	3,589	23,000	No
Receptor_179	1,264	1,302	1,312	1,312	4.2	52	3,534	3,586	23,000	No
Receptor_180	1,243	1,282	1,290	1,290	3.6	50	3,534	3,584	23,000	No
Receptor_181	1,209	1,247	1,253	1,253	3.2	47	3,534	3,581	23,000	No
Receptor_182	1,168	1,206	1,211	1,211	2.8	45	3,534	3,579	23,000	No
Receptor_183	1,127	1,163	1,167	1,167	2.5	43	3,534	3,577	23,000	No
Receptor_184	1,087	1,122	1,125	1,125	2.3	40	3,534	3,574	23,000	No
Receptor_185	1,053	1,087	1,089	1,089	2.1	38	3,534	3,572	23,000	No
Receptor_186	1,024	1,057	1,058	1,058	1.9	36	3,534	3,570	23,000	No
Receptor_187	1,000	1,033	1,034	1,034	1.7	35	3,534	3,569	23,000	No
Receptor_188	982	1,015	1,015	1,015	1.6	34	3,534	3,568	23,000	No
Receptor_189	970	1,002	1,002	1,002	1.4	34	3,534	3,568	23,000	No
Receptor_190	964	1,004	995	1,004	1.3	42	3,534	3,576	23,000	No
Receptor_191	918	949	949	949	1.3	32	3,534	3,566	23,000	No
Receptor_192	885	914	915	915	1.3	31	3,534	3,565	23,000	No
Receptor_193	861	889	891	891	1.3	31	3,534	3,565	23,000	No
Receptor_194	843	870	872	872	1.3	31	3,534	3,565	23,000	No
Receptor_195	822	848	851	851	1.3	31	3,534	3,565	23,000	No
Receptor_196	801	826	830	830	1.3	31	3,534	3,565	23,000	No
Receptor_197	778	802	807	807	1.3	31	3,534	3,565	23,000	No
Receptor_198	752	775	781	781	1.3	30	3,534	3,564	23,000	No
Receptor_199	723	745	752	752	1.2	30	3,534	3,564	23,000	No
Receptor_200	700	722	729	729	1.2	30	3,534	3,564	23,000	No
Receptor_201	672	692	701	701	1.2	30	3,534	3,564	23,000	No
Receptor_202	668	688	697	697	1.1	30	3,534	3,564	23,000	No
Receptor_203	668	689	696	696	1.1	29	3,534	3,563	23,000	No
Receptor_204	666	686	692	692	1.0	28	3,534	3,562	23,000	No
Receptor_205	661	682	687	687	0.9	27	3,534	3,561	23,000	No
Receptor_206	655	676	680	680	0.9	26	3,534	3,560	23,000	No
Receptor_207	648	668	672	672	0.8	25	3,534	3,559	23,000	No
Receptor_208	640	660	663	663	0.8	24	3,534	3,558	23,000	No
Receptor_209	643	664	666	666	0.8	23	3,534	3,557	23,000	No
Receptor_210	658	680	680	680	0.8	23	3,534	3,557	23,000	No
Receptor_211	674	696	696	696	0.8	23	3,534	3,557	23,000	No
Receptor_212	692	715	713	715	0.8	24	3,534	3,558	23,000	No
Receptor_213	710	734	730	734	0.8	24	3,534	3,558	23,000	No
Receptor_214	723	748	741	748	0.8	25	3,534	3,559	23,000	No
Receptor_215	761	821	811	821	0.8	61	3,534	3,595	23,000	No
Receptor_216	843	918	905	918	0.8	75	3,534	3,609	23,000	No
Receptor_217	837	909	897	909	0.8	73	3,534	3,607	23,000	No
Receptor_218	829	899	887	899	0.9	71	3,534	3,605	23,000	No
Receptor_219	881	960	947	960	0.9	80	3,534	3,614	23,000	No
Receptor_220	923	1,008	994	1,008	0.9	86	3,534	3,620	23,000	No

**Carbon Monoxide (CO) 1-Hr**

RECEPTOR ID	MAX CONC. (µg/m <sup>3</sup> )					CONSTRUCTION INCREMENTAL DIFFERENCE				
	NO ACTION	CONSTR PHASE 1	CONSTR PHASE 2	CONSTR EQUIPMENT	MAX CONSTR	PROJECT INCREASE	AMBIENT	TOTAL	THRESHOLD	EXCEEDS?
Receptor_221	950	1,021	1,007	1,021	1.0	72	3,534	3,606	23,000	No
Receptor_222	966	1,012	998	1,012	1.0	47	3,534	3,581	23,000	No
Receptor_223	966	1,001	994	1,001	1.1	36	3,534	3,570	23,000	No
Receptor_224	960	993	989	993	1.2	34	3,534	3,568	23,000	No
Receptor_225	957	990	988	990	1.2	34	3,534	3,568	23,000	No
Receptor_226	915	946	945	946	1.3	32	3,534	3,566	23,000	No
Receptor_227	1,030	1,098	1,084	1,098	1.3	69	3,534	3,603	23,000	No
Receptor_228	1,140	1,249	1,231	1,249	1.2	110	3,534	3,644	23,000	No
Receptor_229	1,305	1,435	1,412	1,435	1.2	132	3,534	3,666	23,000	No
Receptor_230	1,333	1,465	1,440	1,465	1.1	133	3,534	3,667	23,000	No
Receptor_231	1,334	1,485	1,459	1,485	1.1	153	3,534	3,687	23,000	No
Receptor_232	1,519	1,696	1,661	1,696	1.1	178	3,534	3,712	23,000	No
Receptor_233	1,766	1,969	1,923	1,969	1.1	204	3,534	3,738	23,000	No
Receptor_234	2,094	2,322	2,259	2,322	1.2	228	3,534	3,762	23,000	No
Receptor_235	2,137	2,378	2,315	2,378	1.1	242	3,534	3,776	23,000	No
Receptor_236	2,647	2,901	2,809	2,901	1.2	256	3,534	3,790	23,000	No
Receptor_237	2,260	2,479	2,402	2,479	1.3	220	3,534	3,754	23,000	No
Receptor_238	1,894	2,077	2,014	2,077	1.6	185	3,534	3,719	23,000	No
Receptor_239	1,628	1,785	1,732	1,785	1.9	159	3,534	3,693	23,000	No
Receptor_240	1,293	1,411	1,369	1,411	2.2	120	3,534	3,654	23,000	No
Receptor_241	1,153	1,228	1,203	1,228	3.3	78	3,534	3,612	23,000	No
Receptor_242	1,047	1,113	1,092	1,113	4.7	70	3,534	3,604	23,000	No
Receptor_243	964	1,022	1,003	1,022	5.8	64	3,534	3,598	23,000	No
Receptor_244	896	948	931	948	5.1	57	3,534	3,591	23,000	No
Receptor_245	815	860	845	860	2.9	48	3,534	3,582	23,000	No
Receptor_246	860	912	895	912	4.1	56	3,534	3,590	23,000	No
Receptor_247	885	943	924	943	5.1	63	3,534	3,597	23,000	No
Receptor_248	899	955	929	955	5.1	61	3,534	3,595	23,000	No
Receptor_249	922	989	959	989	3.8	72	3,534	3,606	23,000	No
Receptor_250	897	967	936	967	2.6	72	3,534	3,606	23,000	No
Receptor_251	845	909	879	909	2.1	66	3,534	3,600	23,000	No
Receptor_252	780	833	803	833	1.8	54	3,534	3,588	23,000	No
Receptor_253	787	840	810	840	2.1	54	3,534	3,588	23,000	No
Receptor_254	795	847	816	847	2.4	54	3,534	3,588	23,000	No
Receptor_255	802	854	822	854	2.8	54	3,534	3,588	23,000	No
Receptor_256	871	938	904	938	3.0	69	3,534	3,603	23,000	No
Receptor_257	940	1,020	985	1,020	3.6	84	3,534	3,618	23,000	No
Receptor_258	956	1,040	1,003	1,040	3.6	87	3,534	3,621	23,000	No
Receptor_259	887	955	920	955	3.3	71	3,534	3,605	23,000	No
Receptor_260	803	852	820	852	3.4	52	3,534	3,586	23,000	No
Receptor_261	809	857	830	857	4.1	52	3,534	3,586	23,000	No
Receptor_262	816	862	841	862	5.9	52	3,534	3,586	23,000	No
Receptor_263	749	801	798	801	7.6	60	3,534	3,594	23,000	No
Receptor_264	724	769	765	769	7.9	52	3,534	3,586	23,000	No
Receptor_265	700	738	735	738	7.2	45	3,534	3,579	23,000	No
Receptor_266	676	709	705	709	5.2	38	3,534	3,572	23,000	No
Receptor_267	684	717	713	717	7.1	39	3,534	3,573	23,000	No
Receptor_268	693	725	720	725	8.8	41	3,534	3,575	23,000	No
Receptor_269	704	732	727	732	6.2	34	3,534	3,568	23,000	No
Receptor_270	726	735	730	735	3.3	12	3,534	3,546	23,000	No
Receptor_271	751	755	735	755	2.2	5	3,534	3,539	23,000	No
Receptor_272	779	782	754	782	1.7	5	3,534	3,539	23,000	No
Receptor_273	808	812	783	812	1.3	5	3,534	3,539	23,000	No
Receptor_274	837	841	811	841	1.1	5	3,534	3,539	23,000	No
Receptor_275	867	871	841	871	0.9	5	3,534	3,539	23,000	No

**Carbon Monoxide (CO) 1-Hr**

RECEPTOR ID	MAX CONC. (µg/m <sup>3</sup> )					CONSTRUCTION INCREMENTAL DIFFERENCE				
	NO ACTION	CONSTR PHASE 1	CONSTR PHASE 2	CONSTR EQUIPMENT	MAX CONSTR	PROJECT INCREASE	AMBIENT	TOTAL	THRESHOLD	EXCEEDS?
Receptor_276	898	903	871	903	0.9	5	3,534	3,539	23,000	No
Receptor_277	931	934	901	934	0.9	4	3,534	3,538	23,000	No
Receptor_278	965	967	933	967	1.0	3	3,534	3,537	23,000	No
Receptor_279	1,001	1,002	966	1,002	1.0	2	3,534	3,536	23,000	No
Receptor_280	1,041	1,039	1,000	1,039	1.0	(1)	3,534	3,534	23,000	No
Receptor_281	1,085	1,079	1,038	1,079	1.1	(4)	3,534	3,534	23,000	No
Receptor_282	1,136	1,126	1,081	1,126	1.1	(9)	3,534	3,534	23,000	No
Receptor_283	1,194	1,178	1,130	1,178	1.1	(15)	3,534	3,534	23,000	No
Receptor_284	1,264	1,240	1,188	1,240	1.1	(22)	3,534	3,534	23,000	No
Receptor_285	1,342	1,309	1,252	1,309	1.1	(32)	3,534	3,534	23,000	No
Receptor_286	1,380	1,352	1,295	1,352	1.2	(26)	3,534	3,534	23,000	No
Receptor_287	1,409	1,384	1,328	1,384	1.3	(23)	3,534	3,534	23,000	No
Receptor_288	1,440	1,416	1,360	1,416	1.4	(23)	3,534	3,534	23,000	No
Receptor_289	1,499	1,470	1,411	1,470	1.4	(28)	3,534	3,534	23,000	No
Receptor_290	1,601	1,558	1,493	1,558	1.3	(41)	3,534	3,534	23,000	No
Receptor_291	1,682	1,618	1,549	1,618	1.3	(63)	3,534	3,534	23,000	No
Receptor_292	1,637	1,545	1,476	1,545	1.2	(90)	3,534	3,534	23,000	No
Receptor_293	1,626	1,512	1,441	1,512	1.2	(113)	3,534	3,534	23,000	No
Receptor_294	1,539	1,407	1,392	1,407	1.2	(130)	3,534	3,534	23,000	No
Receptor_295	1,448	1,451	1,503	1,503	1.2	57	3,534	3,591	23,000	No
Receptor_296	1,454	1,464	1,505	1,505	1.2	51	3,534	3,585	23,000	No
Receptor_297	1,508	1,569	1,569	1,569	1.2	62	3,534	3,596	23,000	No
Receptor_298	1,598	1,662	1,663	1,663	1.1	66	3,534	3,600	23,000	No
Receptor_299	1,620	1,686	1,686	1,686	1.1	67	3,534	3,601	23,000	No
Receptor_300	1,506	1,568	1,568	1,568	1.1	64	3,534	3,598	23,000	No
Receptor_301	1,474	1,418	1,445	1,445	1.1	(28)	3,534	3,534	23,000	No
Receptor_302	1,450	1,505	1,496	1,505	1.0	56	3,534	3,590	23,000	No
Receptor_303	1,499	1,535	1,495	1,535	1.0	37	3,534	3,571	23,000	No
Receptor_304	1,522	1,554	1,510	1,554	1.0	34	3,534	3,568	23,000	No
Receptor_305	1,521	1,549	1,479	1,549	0.9	29	3,534	3,563	23,000	No
Receptor_306	1,508	1,531	1,458	1,531	0.9	24	3,534	3,558	23,000	No
Receptor_307	1,512	1,530	1,451	1,530	0.9	19	3,534	3,553	23,000	No
Receptor_308	1,507	1,520	1,437	1,520	0.9	14	3,534	3,548	23,000	No
Receptor_309	1,517	1,527	1,435	1,527	0.8	11	3,534	3,545	23,000	No
Receptor_310	1,524	1,531	1,431	1,531	0.8	7	3,534	3,541	23,000	No
Receptor_311	1,477	1,480	1,380	1,480	0.8	4	3,534	3,538	23,000	No
Receptor_312	1,393	1,393	1,300	1,393	0.8	1	3,534	3,535	23,000	No
Receptor_313	1,301	1,299	1,215	1,299	0.8	(2)	3,534	3,534	23,000	No
Receptor_314	1,211	1,207	1,157	1,207	0.8	(3)	3,534	3,534	23,000	No
Receptor_315	1,127	1,122	1,116	1,122	0.9	(5)	3,534	3,534	23,000	No
Receptor_316	1,050	1,044	1,070	1,070	0.9	20	3,534	3,554	23,000	No
Receptor_317	985	979	1,019	1,019	0.9	36	3,534	3,570	23,000	No
Receptor_318	938	934	978	978	1.0	41	3,534	3,575	23,000	No
Receptor_319	896	892	938	938	1.0	43	3,534	3,577	23,000	No
Receptor_320	856	853	900	900	1.0	45	3,534	3,579	23,000	No
Receptor_321	817	813	864	864	1.0	48	3,534	3,582	23,000	No
Receptor_322	775	763	819	819	1.0	45	3,534	3,579	23,000	No
Receptor_323	734	741	774	774	1.0	42	3,534	3,576	23,000	No
Receptor_324	718	738	734	738	1.1	20	3,534	3,554	23,000	No
Receptor_325	715	732	728	732	1.1	19	3,534	3,553	23,000	No
Receptor_326	709	725	721	725	1.1	17	3,534	3,551	23,000	No
Receptor_327	1,135	1,185	1,185	1,185	8.2	58	3,534	3,592	23,000	No

**Carbon Monoxide (CO) 8-Hr**

RECEPTOR ID	MAX CONC. (µg/m <sup>3</sup> )					CONSTRUCTION INCREMENTAL DIFFERENCE				
	NO ACTION	CONSTR PHASE 1	CONSTR PHASE 2	CONSTR EQUIPMENT	MAX CONSTR	PROJECT INCREASE	AMBIENT	TOTAL	THRESHOLD	EXCEEDS?
Receptor_1	210	218	225	225	0.2	15	2,861	2,877	10,000	No
Receptor_2	207	214	223	223	0.2	15	2,861	2,877	10,000	No
Receptor_3	204	210	219	219	0.2	15	2,861	2,877	10,000	No
Receptor_4	200	206	215	215	0.2	15	2,861	2,877	10,000	No
Receptor_5	208	216	215	216	0.2	9	2,861	2,870	10,000	No
Receptor_6	221	231	231	231	0.3	10	2,861	2,872	10,000	No
Receptor_7	232	242	242	242	0.3	10	2,861	2,872	10,000	No
Receptor_8	238	248	248	248	0.3	10	2,861	2,872	10,000	No
Receptor_9	239	248	248	248	0.4	10	2,861	2,871	10,000	No
Receptor_10	236	245	245	245	0.4	9	2,861	2,870	10,000	No
Receptor_11	231	239	239	239	0.4	9	2,861	2,870	10,000	No
Receptor_12	225	233	233	233	0.5	8	2,861	2,870	10,000	No
Receptor_13	220	227	228	228	0.5	8	2,861	2,870	10,000	No
Receptor_14	216	224	224	224	0.6	9	2,861	2,870	10,000	No
Receptor_15	217	221	223	223	0.6	6	2,861	2,867	10,000	No
Receptor_16	222	221	222	222	0.7	1	2,861	2,862	10,000	No
Receptor_17	230	230	225	230	0.7	0	2,861	2,862	10,000	No
Receptor_18	237	236	231	236	0.7	0	2,861	2,861	10,000	No
Receptor_19	243	242	236	242	0.7	(0)	2,861	2,861	10,000	No
Receptor_20	247	245	240	245	0.7	(0)	2,861	2,861	10,000	No
Receptor_21	248	247	241	247	0.6	(1)	2,861	2,861	10,000	No
Receptor_22	249	247	241	247	0.6	(1)	2,861	2,861	10,000	No
Receptor_23	247	245	240	245	0.5	(2)	2,861	2,861	10,000	No
Receptor_24	244	242	237	242	0.5	(2)	2,861	2,861	10,000	No
Receptor_25	240	237	233	237	0.4	(3)	2,861	2,861	10,000	No
Receptor_26	235	231	228	231	0.4	(3)	2,861	2,861	10,000	No
Receptor_27	228	224	221	224	0.4	(3)	2,861	2,861	10,000	No
Receptor_28	221	217	214	217	0.3	(4)	2,861	2,861	10,000	No
Receptor_29	228	223	220	223	0.4	(4)	2,861	2,861	10,000	No
Receptor_30	235	231	227	231	0.4	(4)	2,861	2,861	10,000	No
Receptor_31	242	238	235	238	0.4	(4)	2,861	2,861	10,000	No
Receptor_32	239	234	231	234	0.4	(4)	2,861	2,861	10,000	No
Receptor_33	245	240	237	240	0.5	(4)	2,861	2,861	10,000	No
Receptor_34	251	246	243	246	0.5	(4)	2,861	2,861	10,000	No
Receptor_35	254	249	246	249	0.6	(5)	2,861	2,861	10,000	No
Receptor_36	256	250	248	250	0.7	(5)	2,861	2,861	10,000	No
Receptor_37	256	250	248	250	0.7	(5)	2,861	2,861	10,000	No
Receptor_38	255	249	246	249	0.8	(5)	2,861	2,861	10,000	No
Receptor_39	252	246	243	246	0.8	(5)	2,861	2,861	10,000	No
Receptor_40	266	260	258	260	1.0	(5)	2,861	2,861	10,000	No
Receptor_41	271	264	262	264	1.0	(6)	2,861	2,861	10,000	No
Receptor_42	275	269	266	269	1.1	(6)	2,861	2,861	10,000	No
Receptor_43	263	257	254	257	0.9	(6)	2,861	2,861	10,000	No
Receptor_44	258	251	249	251	0.9	(6)	2,861	2,861	10,000	No
Receptor_45	252	245	245	245	0.8	(6)	2,861	2,861	10,000	No
Receptor_46	275	268	266	268	1.0	(6)	2,861	2,861	10,000	No
Receptor_47	300	293	290	293	1.2	(6)	2,861	2,861	10,000	No
Receptor_48	291	284	281	284	1.1	(6)	2,861	2,861	10,000	No
Receptor_49	307	300	297	300	1.2	(6)	2,861	2,861	10,000	No
Receptor_50	311	304	301	304	1.2	(6)	2,861	2,861	10,000	No
Receptor_51	297	291	295	295	1.0	(1)	2,861	2,861	10,000	No
Receptor_52	297	293	297	297	0.8	1	2,861	2,863	10,000	No
Receptor_53	289	285	290	290	0.7	1	2,861	2,863	10,000	No
Receptor_54	285	278	281	281	0.6	(3)	2,861	2,861	10,000	No
Receptor_55	274	267	271	271	0.6	(2)	2,861	2,861	10,000	No

**Carbon Monoxide (CO) 8-Hr**

RECEPTOR ID	MAX CONC. (µg/m <sup>3</sup> )					CONSTRUCTION INCREMENTAL DIFFERENCE				
	NO ACTION	CONSTR PHASE 1	CONSTR PHASE 2	CONSTR EQUIPMENT	MAX CONSTR	PROJECT INCREASE	AMBIENT	TOTAL	THRESHOLD	EXCEEDS?
Receptor_56	284	277	280	280	0.5	(4)	2,861	2,861	10,000	No
Receptor_57	300	292	295	295	0.5	(4)	2,861	2,861	10,000	No
Receptor_58	317	308	312	312	0.5	(4)	2,861	2,861	10,000	No
Receptor_59	312	304	308	308	0.7	(4)	2,861	2,861	10,000	No
Receptor_60	338	329	333	333	0.7	(4)	2,861	2,861	10,000	No
Receptor_61	366	357	361	361	0.7	(5)	2,861	2,861	10,000	No
Receptor_62	397	387	391	391	0.7	(5)	2,861	2,861	10,000	No
Receptor_63	432	422	426	426	0.8	(6)	2,861	2,861	10,000	No
Receptor_64	470	459	463	463	0.8	(6)	2,861	2,861	10,000	No
Receptor_65	501	489	493	493	0.8	(7)	2,861	2,861	10,000	No
Receptor_66	529	516	520	520	0.8	(8)	2,861	2,861	10,000	No
Receptor_67	552	538	542	542	0.8	(9)	2,861	2,861	10,000	No
Receptor_68	570	555	559	559	0.8	(10)	2,861	2,861	10,000	No
Receptor_69	614	598	603	603	1.0	(10)	2,861	2,861	10,000	No
Receptor_70	589	571	576	576	0.8	(12)	2,861	2,861	10,000	No
Receptor_71	555	536	541	541	0.7	(13)	2,861	2,861	10,000	No
Receptor_72	517	497	503	503	0.6	(14)	2,861	2,861	10,000	No
Receptor_73	480	461	466	466	0.5	(14)	2,861	2,861	10,000	No
Receptor_74	447	436	441	441	0.4	(6)	2,861	2,861	10,000	No
Receptor_75	417	417	422	422	0.4	6	2,861	2,867	10,000	No
Receptor_76	448	452	458	458	0.4	11	2,861	2,872	10,000	No
Receptor_77	432	437	442	442	0.4	11	2,861	2,872	10,000	No
Receptor_78	416	421	427	427	0.4	11	2,861	2,872	10,000	No
Receptor_79	443	448	454	454	0.4	11	2,861	2,873	10,000	No
Receptor_80	470	475	481	481	0.4	12	2,861	2,873	10,000	No
Receptor_81	499	504	511	511	0.5	12	2,861	2,873	10,000	No
Receptor_82	467	472	479	479	0.4	12	2,861	2,873	10,000	No
Receptor_83	438	442	449	449	0.4	12	2,861	2,873	10,000	No
Receptor_84	414	419	426	426	0.4	12	2,861	2,873	10,000	No
Receptor_85	392	397	403	403	0.4	12	2,861	2,873	10,000	No
Receptor_86	371	375	382	382	0.4	11	2,861	2,873	10,000	No
Receptor_87	351	354	362	362	0.4	12	2,861	2,873	10,000	No
Receptor_88	330	333	342	342	0.3	12	2,861	2,873	10,000	No
Receptor_89	310	312	322	322	0.3	13	2,861	2,874	10,000	No
Receptor_90	285	286	297	297	0.3	13	2,861	2,874	10,000	No
Receptor_91	262	264	275	275	0.3	13	2,861	2,874	10,000	No
Receptor_92	243	246	255	255	0.3	12	2,861	2,873	10,000	No
Receptor_93	241	245	249	249	0.4	8	2,861	2,869	10,000	No
Receptor_94	245	243	246	246	0.4	1	2,861	2,863	10,000	No
Receptor_95	254	240	243	243	0.5	(10)	2,861	2,861	10,000	No
Receptor_96	263	245	240	245	0.6	(17)	2,861	2,861	10,000	No
Receptor_97	270	252	243	252	0.7	(17)	2,861	2,861	10,000	No
Receptor_98	291	272	262	272	0.7	(18)	2,861	2,861	10,000	No
Receptor_99	314	294	283	294	0.7	(20)	2,861	2,861	10,000	No
Receptor_100	340	318	307	318	0.6	(22)	2,861	2,861	10,000	No
Receptor_101	346	323	312	323	0.9	(22)	2,861	2,861	10,000	No
Receptor_102	349	327	315	327	1.1	(21)	2,861	2,861	10,000	No
Receptor_103	350	327	316	327	1.4	(21)	2,861	2,861	10,000	No
Receptor_104	349	326	316	326	1.6	(21)	2,861	2,861	10,000	No
Receptor_105	346	323	313	323	1.7	(22)	2,861	2,861	10,000	No
Receptor_106	364	339	329	339	1.9	(23)	2,861	2,861	10,000	No
Receptor_107	383	358	346	358	2.2	(23)	2,861	2,861	10,000	No
Receptor_108	378	351	342	351	2.3	(24)	2,861	2,861	10,000	No
Receptor_109	362	335	329	335	2.1	(25)	2,861	2,861	10,000	No
Receptor_110	346	319	317	319	1.9	(25)	2,861	2,861	10,000	No

**Carbon Monoxide (CO) 8-Hr**

RECEPTOR ID	MAX CONC. (µg/m <sup>3</sup> )					CONSTRUCTION INCREMENTAL DIFFERENCE				
	NO ACTION	CONSTR PHASE 1	CONSTR PHASE 2	CONSTR EQUIPMENT	MAX CONSTR	PROJECT INCREASE	AMBIENT	TOTAL	THRESHOLD	EXCEEDS?
Receptor_111	328	304	301	304	1.6	(23)	2,861	2,861	10,000	No
Receptor_112	320	295	298	298	1.6	(21)	2,861	2,861	10,000	No
Receptor_113	309	286	292	292	1.6	(15)	2,861	2,861	10,000	No
Receptor_114	297	277	285	285	1.6	(11)	2,861	2,861	10,000	No
Receptor_115	286	268	277	277	1.3	(8)	2,861	2,861	10,000	No
Receptor_116	275	261	272	272	1.4	(2)	2,861	2,861	10,000	No
Receptor_117	289	276	290	290	2.1	3	2,861	2,865	10,000	No
Receptor_118	317	293	310	310	2.6	(5)	2,861	2,861	10,000	No
Receptor_119	351	318	332	332	2.9	(17)	2,861	2,861	10,000	No
Receptor_120	391	351	368	368	3.0	(20)	2,861	2,861	10,000	No
Receptor_121	409	365	386	386	3.3	(20)	2,861	2,861	10,000	No
Receptor_122	426	379	405	405	3.9	(17)	2,861	2,861	10,000	No
Receptor_123	415	369	395	395	3.5	(16)	2,861	2,861	10,000	No
Receptor_124	403	359	385	385	2.9	(16)	2,861	2,861	10,000	No
Receptor_125	436	387	425	425	4.8	(7)	2,861	2,861	10,000	No
Receptor_126	423	376	410	410	4.4	(8)	2,861	2,861	10,000	No
Receptor_127	387	347	370	370	2.8	(15)	2,861	2,861	10,000	No
Receptor_128	355	320	336	336	1.8	(17)	2,861	2,861	10,000	No
Receptor_129	336	303	316	316	1.2	(19)	2,861	2,861	10,000	No
Receptor_130	330	298	310	310	1.4	(18)	2,861	2,861	10,000	No
Receptor_131	323	293	304	304	1.4	(18)	2,861	2,861	10,000	No
Receptor_132	304	276	285	285	1.2	(17)	2,861	2,861	10,000	No
Receptor_133	286	261	268	268	1.0	(17)	2,861	2,861	10,000	No
Receptor_134	270	247	253	253	0.9	(17)	2,861	2,861	10,000	No
Receptor_135	256	235	241	241	0.8	(14)	2,861	2,861	10,000	No
Receptor_136	243	223	230	230	0.7	(12)	2,861	2,861	10,000	No
Receptor_137	231	213	221	221	0.6	(9)	2,861	2,861	10,000	No
Receptor_138	239	220	226	226	0.7	(12)	2,861	2,861	10,000	No
Receptor_139	245	227	230	230	0.8	(15)	2,861	2,861	10,000	No
Receptor_140	244	227	229	229	0.7	(14)	2,861	2,861	10,000	No
Receptor_141	254	236	239	239	0.8	(14)	2,861	2,861	10,000	No
Receptor_142	250	233	236	236	0.8	(14)	2,861	2,861	10,000	No
Receptor_143	262	245	248	248	1.0	(13)	2,861	2,861	10,000	No
Receptor_144	273	256	259	259	1.1	(13)	2,861	2,861	10,000	No
Receptor_145	283	268	270	270	1.2	(12)	2,861	2,861	10,000	No
Receptor_146	276	261	263	263	1.1	(11)	2,861	2,861	10,000	No
Receptor_147	269	256	257	257	1.0	(11)	2,861	2,861	10,000	No
Receptor_148	266	254	255	255	0.9	(10)	2,861	2,861	10,000	No
Receptor_149	275	264	265	265	0.8	(9)	2,861	2,861	10,000	No
Receptor_150	284	276	275	276	0.8	(8)	2,861	2,861	10,000	No
Receptor_151	294	288	287	288	0.8	(6)	2,861	2,861	10,000	No
Receptor_152	306	303	300	303	0.7	(3)	2,861	2,861	10,000	No
Receptor_153	321	319	316	319	0.6	(1)	2,861	2,861	10,000	No
Receptor_154	329	326	323	326	0.6	(2)	2,861	2,861	10,000	No
Receptor_155	321	316	314	316	0.7	(4)	2,861	2,861	10,000	No
Receptor_156	314	307	306	307	0.8	(5)	2,861	2,861	10,000	No
Receptor_157	318	310	311	311	1.0	(6)	2,861	2,861	10,000	No
Receptor_158	331	326	328	328	0.8	(3)	2,861	2,861	10,000	No
Receptor_159	338	330	338	338	0.9	2	2,861	2,863	10,000	No
Receptor_160	342	337	347	347	1.0	5	2,861	2,867	10,000	No
Receptor_161	348	344	355	355	1.1	8	2,861	2,870	10,000	No
Receptor_162	356	353	367	367	1.3	12	2,861	2,873	10,000	No
Receptor_163	367	364	380	380	1.5	14	2,861	2,876	10,000	No
Receptor_164	382	376	395	395	1.8	15	2,861	2,876	10,000	No
Receptor_165	400	390	413	413	2.1	15	2,861	2,877	10,000	No

**Carbon Monoxide (CO) 8-Hr**

RECEPTOR ID	MAX CONC. (µg/m <sup>3</sup> )					CONSTRUCTION INCREMENTAL DIFFERENCE				
	NO ACTION	CONSTR PHASE 1	CONSTR PHASE 2	CONSTR EQUIPMENT	MAX CONSTR	PROJECT INCREASE	AMBIENT	TOTAL	THRESHOLD	EXCEEDS?
Receptor_166	421	406	435	435	2.6	17	2,861	2,878	10,000	No
Receptor_167	446	426	463	463	3.1	20	2,861	2,881	10,000	No
Receptor_168	477	451	497	497	3.9	25	2,861	2,886	10,000	No
Receptor_169	499	469	524	524	4.5	29	2,861	2,891	10,000	No
Receptor_170	496	472	506	506	2.9	13	2,861	2,874	10,000	No
Receptor_171	475	463	473	473	2.2	0	2,861	2,862	10,000	No
Receptor_172	454	454	454	454	1.7	2	2,861	2,863	10,000	No
Receptor_173	451	454	451	454	1.3	4	2,861	2,865	10,000	No
Receptor_174	449	452	449	452	1.2	4	2,861	2,865	10,000	No
Receptor_175	445	446	445	446	1.0	2	2,861	2,863	10,000	No
Receptor_176	441	440	440	440	0.9	0	2,861	2,861	10,000	No
Receptor_177	435	433	433	433	0.8	(1)	2,861	2,861	10,000	No
Receptor_178	430	427	428	428	0.7	(1)	2,861	2,861	10,000	No
Receptor_179	424	424	423	424	0.6	0	2,861	2,861	10,000	No
Receptor_180	419	421	419	421	0.5	2	2,861	2,863	10,000	No
Receptor_181	414	418	417	418	0.5	4	2,861	2,865	10,000	No
Receptor_182	411	416	415	416	0.4	6	2,861	2,867	10,000	No
Receptor_183	407	415	412	415	0.4	8	2,861	2,869	10,000	No
Receptor_184	404	413	407	413	0.3	10	2,861	2,871	10,000	No
Receptor_185	400	411	404	411	0.3	11	2,861	2,873	10,000	No
Receptor_186	394	406	399	406	0.3	13	2,861	2,874	10,000	No
Receptor_187	385	399	392	399	0.3	14	2,861	2,875	10,000	No
Receptor_188	373	388	381	388	0.3	15	2,861	2,876	10,000	No
Receptor_189	359	374	368	374	0.2	15	2,861	2,877	10,000	No
Receptor_190	353	367	366	367	0.2	15	2,861	2,876	10,000	No
Receptor_191	329	341	341	341	0.2	13	2,861	2,874	10,000	No
Receptor_192	308	319	319	319	0.2	12	2,861	2,873	10,000	No
Receptor_193	294	301	301	301	0.3	7	2,861	2,869	10,000	No
Receptor_194	283	288	285	288	0.4	5	2,861	2,867	10,000	No
Receptor_195	271	273	271	273	0.4	3	2,861	2,864	10,000	No
Receptor_196	260	261	259	261	0.5	1	2,861	2,862	10,000	No
Receptor_197	250	249	248	249	0.5	(0)	2,861	2,861	10,000	No
Receptor_198	241	238	237	238	0.5	(2)	2,861	2,861	10,000	No
Receptor_199	232	228	228	228	0.5	(3)	2,861	2,861	10,000	No
Receptor_200	226	222	223	223	0.5	(3)	2,861	2,861	10,000	No
Receptor_201	221	216	218	218	0.5	(3)	2,861	2,861	10,000	No
Receptor_202	216	211	215	215	0.5	(1)	2,861	2,861	10,000	No
Receptor_203	210	206	210	210	0.4	1	2,861	2,862	10,000	No
Receptor_204	204	202	206	206	0.4	2	2,861	2,864	10,000	No
Receptor_205	198	198	201	201	0.4	3	2,861	2,865	10,000	No
Receptor_206	194	195	199	199	0.3	5	2,861	2,867	10,000	No
Receptor_207	190	193	196	196	0.3	6	2,861	2,867	10,000	No
Receptor_208	188	191	194	194	0.3	6	2,861	2,867	10,000	No
Receptor_209	191	194	197	197	0.3	6	2,861	2,867	10,000	No
Receptor_210	200	204	206	206	0.3	6	2,861	2,868	10,000	No
Receptor_211	209	214	216	216	0.3	7	2,861	2,868	10,000	No
Receptor_212	219	225	226	226	0.3	7	2,861	2,869	10,000	No
Receptor_213	230	236	237	237	0.3	7	2,861	2,869	10,000	No
Receptor_214	241	248	249	249	0.2	8	2,861	2,869	10,000	No
Receptor_215	252	260	260	260	0.2	9	2,861	2,870	10,000	No
Receptor_216	263	272	271	272	0.2	10	2,861	2,871	10,000	No
Receptor_217	276	286	285	286	0.2	10	2,861	2,872	10,000	No
Receptor_218	283	293	292	293	0.2	10	2,861	2,872	10,000	No
Receptor_219	298	309	308	309	0.2	12	2,861	2,873	10,000	No
Receptor_220	314	327	325	327	0.2	13	2,861	2,874	10,000	No



**Carbon Monoxide (CO) 8-Hr**

RECEPTOR ID	MAX CONC. (µg/m <sup>3</sup> )					CONSTRUCTION INCREMENTAL DIFFERENCE				
	NO ACTION	CONSTR PHASE 1	CONSTR PHASE 2	CONSTR EQUIPMENT	MAX CONSTR	PROJECT INCREASE	AMBIENT	TOTAL	THRESHOLD	EXCEEDS?
Receptor_221	326	339	338	339	0.2	13	2,861	2,875	10,000	No
Receptor_222	335	349	347	349	0.2	14	2,861	2,875	10,000	No
Receptor_223	343	357	355	357	0.2	14	2,861	2,876	10,000	No
Receptor_224	347	361	360	361	0.2	15	2,861	2,876	10,000	No
Receptor_225	350	364	363	364	0.2	15	2,861	2,876	10,000	No
Receptor_226	328	341	341	341	0.2	13	2,861	2,874	10,000	No
Receptor_227	382	399	397	399	0.2	17	2,861	2,879	10,000	No
Receptor_228	424	444	440	444	0.2	20	2,861	2,882	10,000	No
Receptor_229	478	501	496	501	0.2	24	2,861	2,885	10,000	No
Receptor_230	473	496	490	496	0.2	23	2,861	2,884	10,000	No
Receptor_231	463	485	480	485	0.2	22	2,861	2,884	10,000	No
Receptor_232	515	540	533	540	0.3	25	2,861	2,886	10,000	No
Receptor_233	578	606	597	606	0.3	28	2,861	2,890	10,000	No
Receptor_234	655	687	676	687	0.3	32	2,861	2,893	10,000	No
Receptor_235	718	753	741	753	0.3	35	2,861	2,897	10,000	No
Receptor_236	818	857	841	857	0.3	39	2,861	2,900	10,000	No
Receptor_237	668	699	690	699	0.3	32	2,861	2,893	10,000	No
Receptor_238	553	584	588	588	0.3	35	2,861	2,897	10,000	No
Receptor_239	484	515	520	520	0.3	36	2,861	2,897	10,000	No
Receptor_240	473	504	509	509	0.4	37	2,861	2,898	10,000	No
Receptor_241	414	441	446	446	0.5	33	2,861	2,894	10,000	No
Receptor_242	370	394	399	399	0.7	30	2,861	2,891	10,000	No
Receptor_243	337	357	363	363	0.8	27	2,861	2,888	10,000	No
Receptor_244	309	328	333	333	0.7	25	2,861	2,886	10,000	No
Receptor_245	277	293	298	298	0.4	22	2,861	2,883	10,000	No
Receptor_246	260	275	280	280	0.6	21	2,861	2,882	10,000	No
Receptor_247	259	267	268	268	0.7	10	2,861	2,871	10,000	No
Receptor_248	252	260	262	262	0.7	11	2,861	2,872	10,000	No
Receptor_249	240	248	250	250	0.5	11	2,861	2,872	10,000	No
Receptor_250	225	233	235	235	0.4	11	2,861	2,872	10,000	No
Receptor_251	212	220	220	220	0.3	8	2,861	2,870	10,000	No
Receptor_252	207	214	214	214	0.3	8	2,861	2,869	10,000	No
Receptor_253	215	223	222	223	0.3	8	2,861	2,870	10,000	No
Receptor_254	224	232	231	232	0.4	9	2,861	2,870	10,000	No
Receptor_255	234	242	241	242	0.5	9	2,861	2,871	10,000	No
Receptor_256	242	252	251	252	0.4	10	2,861	2,871	10,000	No
Receptor_257	249	260	259	260	0.5	11	2,861	2,872	10,000	No
Receptor_258	262	273	272	273	0.5	11	2,861	2,873	10,000	No
Receptor_259	253	264	263	264	0.4	11	2,861	2,872	10,000	No
Receptor_260	242	251	250	251	0.6	10	2,861	2,871	10,000	No
Receptor_261	249	258	257	258	0.8	10	2,861	2,872	10,000	No
Receptor_262	257	267	265	267	1.1	11	2,861	2,872	10,000	No
Receptor_263	242	250	249	250	1.5	10	2,861	2,872	10,000	No
Receptor_264	227	234	233	234	1.6	9	2,861	2,870	10,000	No
Receptor_265	212	219	217	219	1.3	8	2,861	2,869	10,000	No
Receptor_266	200	205	203	205	0.7	6	2,861	2,867	10,000	No
Receptor_267	205	210	209	210	0.9	6	2,861	2,867	10,000	No
Receptor_268	210	215	213	215	1.1	6	2,861	2,867	10,000	No
Receptor_269	215	220	218	220	0.8	5	2,861	2,867	10,000	No
Receptor_270	218	222	221	222	0.4	5	2,861	2,866	10,000	No
Receptor_271	222	230	229	230	0.3	8	2,861	2,869	10,000	No
Receptor_272	236	243	243	243	0.2	8	2,861	2,869	10,000	No
Receptor_273	248	255	256	256	0.2	8	2,861	2,869	10,000	No
Receptor_274	260	266	267	267	0.1	8	2,861	2,869	10,000	No
Receptor_275	271	276	279	279	0.2	8	2,861	2,869	10,000	No

**Carbon Monoxide (CO) 8-Hr**

RECEPTOR ID	MAX CONC. (µg/m <sup>3</sup> )					CONSTRUCTION INCREMENTAL DIFFERENCE				
	NO ACTION	CONSTR PHASE 1	CONSTR PHASE 2	CONSTR EQUIPMENT	MAX CONSTR	PROJECT INCREASE	AMBIENT	TOTAL	THRESHOLD	EXCEEDS?
Receptor_276	283	286	289	289	0.2	7	2,861	2,868	10,000	No
Receptor_277	294	296	301	301	0.2	7	2,861	2,868	10,000	No
Receptor_278	306	307	312	312	0.2	7	2,861	2,868	10,000	No
Receptor_279	319	319	326	326	0.2	7	2,861	2,868	10,000	No
Receptor_280	334	333	341	341	0.2	7	2,861	2,869	10,000	No
Receptor_281	350	348	358	358	0.2	8	2,861	2,869	10,000	No
Receptor_282	368	365	376	376	0.2	8	2,861	2,870	10,000	No
Receptor_283	387	383	395	395	0.2	9	2,861	2,870	10,000	No
Receptor_284	406	401	415	415	0.2	9	2,861	2,870	10,000	No
Receptor_285	427	421	435	435	0.2	8	2,861	2,870	10,000	No
Receptor_286	453	447	462	462	0.2	9	2,861	2,871	10,000	No
Receptor_287	476	470	486	486	0.2	10	2,861	2,871	10,000	No
Receptor_288	503	496	513	513	0.2	10	2,861	2,871	10,000	No
Receptor_289	520	512	529	529	0.2	10	2,861	2,871	10,000	No
Receptor_290	527	518	535	535	0.2	8	2,861	2,869	10,000	No
Receptor_291	535	525	541	541	0.2	6	2,861	2,867	10,000	No
Receptor_292	536	523	539	539	0.2	3	2,861	2,865	10,000	No
Receptor_293	572	557	573	573	0.2	1	2,861	2,862	10,000	No
Receptor_294	609	591	608	608	0.2	(1)	2,861	2,861	10,000	No
Receptor_295	644	625	641	641	0.2	(3)	2,861	2,861	10,000	No
Receptor_296	672	653	669	669	0.2	(3)	2,861	2,861	10,000	No
Receptor_297	695	675	691	691	0.2	(4)	2,861	2,861	10,000	No
Receptor_298	707	685	701	701	0.2	(6)	2,861	2,861	10,000	No
Receptor_299	706	682	697	697	0.2	(9)	2,861	2,861	10,000	No
Receptor_300	691	665	678	678	0.2	(12)	2,861	2,861	10,000	No
Receptor_301	671	685	685	685	0.2	14	2,861	2,876	10,000	No
Receptor_302	683	696	695	696	0.2	13	2,861	2,874	10,000	No
Receptor_303	672	683	682	683	0.2	11	2,861	2,873	10,000	No
Receptor_304	655	664	662	664	0.2	9	2,861	2,871	10,000	No
Receptor_305	639	647	644	647	0.1	7	2,861	2,869	10,000	No
Receptor_306	628	634	632	634	0.1	6	2,861	2,867	10,000	No
Receptor_307	626	631	628	631	0.1	5	2,861	2,867	10,000	No
Receptor_308	622	627	624	627	0.1	5	2,861	2,866	10,000	No
Receptor_309	615	620	617	620	0.1	5	2,861	2,867	10,000	No
Receptor_310	589	595	592	595	0.1	6	2,861	2,867	10,000	No
Receptor_311	545	551	549	551	0.1	6	2,861	2,867	10,000	No
Receptor_312	495	501	499	501	0.1	6	2,861	2,867	10,000	No
Receptor_313	444	450	450	450	0.1	6	2,861	2,868	10,000	No
Receptor_314	396	402	402	402	0.2	7	2,861	2,868	10,000	No
Receptor_315	352	372	362	372	0.2	20	2,861	2,882	10,000	No
Receptor_316	333	358	351	358	0.2	25	2,861	2,886	10,000	No
Receptor_317	322	344	339	344	0.2	22	2,861	2,884	10,000	No
Receptor_318	310	330	328	330	0.2	20	2,861	2,881	10,000	No
Receptor_319	299	317	317	317	0.2	18	2,861	2,879	10,000	No
Receptor_320	289	304	306	306	0.2	17	2,861	2,879	10,000	No
Receptor_321	278	292	295	295	0.2	17	2,861	2,879	10,000	No
Receptor_322	266	279	283	283	0.2	17	2,861	2,879	10,000	No
Receptor_323	255	266	271	271	0.2	17	2,861	2,878	10,000	No
Receptor_324	243	253	259	259	0.2	17	2,861	2,878	10,000	No
Receptor_325	231	241	247	247	0.2	16	2,861	2,878	10,000	No
Receptor_326	220	229	236	236	0.2	16	2,861	2,877	10,000	No
Receptor_327	484	482	476	482	1.1	(0)	2,861	2,861	10,000	No

# **Nitrogen Dioxide (NO<sub>2</sub>) 1-Hour CAAQS**

RECEPTOR ID	MAX CONC. (µg/m <sup>3</sup> )					CONSTRUCTION INCREMENTAL DIFFERENCE				
	NO ACTION	CONSTR PHASE 1	CONSTR PHASE 2	CONSTR EQUIPMENT	MAX CONSTR	PROJECT INCREASE	AMBIENT	TOTAL	THRESHOLD	EXCEEDS?
Receptor_1	118	104	105	0.7	106	(12)	184	184	339	No
Receptor_2	121	108	111	0.7	112	(9)	184	184	339	No
Receptor_3	122	113	117	0.7	118	(5)	184	184	339	No
Receptor_4	122	119	123	0.8	124	2	184	186	339	No
Receptor_5	125	123	128	0.8	128	4	184	188	339	No
Receptor_6	127	127	132	0.8	133	6	184	190	339	No
Receptor_7	127	128	134	0.9	135	7	184	191	339	No
Receptor_8	126	129	134	0.9	135	9	184	193	339	No
Receptor_9	124	128	133	1.0	134	11	184	195	339	No
Receptor_10	121	127	132	1.0	133	11	184	196	339	No
Receptor_11	121	124	129	1.1	130	9	184	193	339	No
Receptor_12	121	123	127	1.3	128	7	184	191	339	No
Receptor_13	120	122	125	1.4	127	6	184	191	339	No
Receptor_14	119	122	125	1.6	126	7	184	191	339	No
Receptor_15	118	123	125	1.7	127	9	184	193	339	No
Receptor_16	121	126	127	1.8	128	7	184	191	339	No
Receptor_17	126	130	129	1.9	132	6	184	190	339	No
Receptor_18	131	134	131	1.9	136	5	184	189	339	No
Receptor_19	134	137	132	1.9	138	4	184	188	339	No
Receptor_20	136	137	131	1.8	139	3	184	187	339	No
Receptor_21	136	136	129	1.7	138	2	184	186	339	No
Receptor_22	135	132	125	1.8	134	(2)	184	184	339	No
Receptor_23	135	126	121	1.8	128	(8)	184	184	339	No
Receptor_24	133	119	115	1.7	121	(12)	184	184	339	No
Receptor_25	128	112	109	1.7	113	(15)	184	184	339	No
Receptor_26	124	105	103	1.6	107	(18)	184	184	339	No
Receptor_27	125	103	100	1.5	104	(21)	184	184	339	No
Receptor_28	125	102	100	1.5	104	(21)	184	184	339	No
Receptor_29	126	103	101	1.6	105	(21)	184	184	339	No
Receptor_30	127	104	101	1.8	106	(21)	184	184	339	No
Receptor_31	127	105	102	2.0	107	(20)	184	184	339	No
Receptor_32	128	106	103	2.1	108	(20)	184	184	339	No
Receptor_33	129	107	104	2.3	109	(20)	184	184	339	No
Receptor_34	130	108	104	2.7	110	(20)	184	184	339	No
Receptor_35	131	109	106	3.2	112	(19)	184	184	339	No
Receptor_36	131	109	107	4.0	113	(18)	184	184	339	No
Receptor_37	130	108	107	4.9	113	(17)	184	184	339	No
Receptor_38	130	108	107	5.5	113	(17)	184	184	339	No
Receptor_39	132	110	108	5.7	116	(16)	184	184	339	No
Receptor_40	133	112	109	7.9	120	(13)	184	184	339	No
Receptor_41	135	114	111	8.6	123	(12)	184	184	339	No
Receptor_42	136	116	113	8.9	125	(11)	184	184	339	No
Receptor_43	136	117	114	7.3	124	(11)	184	184	339	No
Receptor_44	136	118	116	6.8	125	(11)	184	184	339	No
Receptor_45	137	120	118	6.3	126	(11)	184	184	339	No
Receptor_46	138	121	119	8.2	129	(9)	184	184	339	No
Receptor_47	140	122	119	11.1	133	(7)	184	184	339	No
Receptor_48	140	123	121	9.5	133	(8)	184	184	339	No
Receptor_49	142	124	122	11.4	136	(6)	184	184	339	No
Receptor_50	143	126	124	11.4	138	(5)	184	184	339	No
Receptor_51	144	126	125	8.9	135	(8)	184	184	339	No
Receptor_52	144	126	125	7.3	133	(10)	184	184	339	No
Receptor_53	143	125	123	5.9	131	(12)	184	184	339	No
Receptor_54	141	123	122	4.9	128	(13)	184	184	339	No
Receptor_55	140	122	121	4.4	126	(14)	184	184	339	No

**Nitrogen Dioxide (NO<sub>2</sub>) 1-Hour CAAQS**

RECEPTOR ID	MAX CONC. (µg/m <sup>3</sup> )					CONSTRUCTION INCREMENTAL DIFFERENCE				
	NO ACTION	CONSTR PHASE 1	CONSTR PHASE 2	CONSTR EQUIPMENT	MAX CONSTR	PROJECT INCREASE	AMBIENT	TOTAL	THRESHOLD	EXCEEDS?
Receptor_56	140	121	120	3.9	125	(15)	184	184	339	No
Receptor_57	141	122	121	4.2	126	(15)	184	184	339	No
Receptor_58	142	124	123	4.5	128	(14)	184	184	339	No
Receptor_59	144	126	124	5.5	131	(13)	184	184	339	No
Receptor_60	146	128	126	6.0	134	(12)	184	184	339	No
Receptor_61	148	130	128	6.7	136	(12)	184	184	339	No
Receptor_62	150	132	130	7.4	139	(11)	184	184	339	No
Receptor_63	152	134	133	8.4	143	(10)	184	184	339	No
Receptor_64	155	137	135	9.5	146	(9)	184	184	339	No
Receptor_65	156	138	136	9.7	148	(9)	184	184	339	No
Receptor_66	158	139	138	9.8	149	(9)	184	184	339	No
Receptor_67	160	141	139	9.9	151	(9)	184	184	339	No
Receptor_68	162	142	140	10.0	152	(9)	184	184	339	No
Receptor_69	165	146	143	13.7	159	(6)	184	184	339	No
Receptor_70	165	145	142	10.7	156	(9)	184	184	339	No
Receptor_71	164	144	141	8.6	153	(12)	184	184	339	No
Receptor_72	164	143	139	7.0	150	(14)	184	184	339	No
Receptor_73	162	140	138	5.7	146	(16)	184	184	339	No
Receptor_74	160	136	135	4.7	141	(19)	184	184	339	No
Receptor_75	155	135	134	3.9	139	(16)	184	184	339	No
Receptor_76	163	139	139	4.4	144	(20)	184	184	339	No
Receptor_77	160	138	136	3.8	142	(18)	184	184	339	No
Receptor_78	156	138	136	3.4	141	(15)	184	184	339	No
Receptor_79	164	141	140	3.5	144	(20)	184	184	339	No
Receptor_80	173	148	146	3.4	151	(22)	184	184	339	No
Receptor_81	182	157	153	3.3	161	(21)	184	184	339	No
Receptor_82	177	149	149	2.9	152	(25)	184	184	339	No
Receptor_83	175	146	143	2.6	149	(27)	184	184	339	No
Receptor_84	167	141	139	2.7	144	(23)	184	184	339	No
Receptor_85	159	137	136	2.7	140	(19)	184	184	339	No
Receptor_86	152	134	133	2.7	137	(16)	184	184	339	No
Receptor_87	153	132	132	2.4	135	(19)	184	184	339	No
Receptor_88	155	130	130	2.2	133	(22)	184	184	339	No
Receptor_89	155	128	129	2.1	131	(24)	184	184	339	No
Receptor_90	151	124	126	2.0	128	(24)	184	184	339	No
Receptor_91	148	120	123	1.8	124	(24)	184	184	339	No
Receptor_92	145	117	120	1.7	121	(24)	184	184	339	No
Receptor_93	148	116	119	1.7	121	(28)	184	184	339	No
Receptor_94	152	115	118	1.7	120	(31)	184	184	339	No
Receptor_95	155	113	117	1.7	119	(35)	184	184	339	No
Receptor_96	157	111	116	1.7	118	(39)	184	184	339	No
Receptor_97	160	109	115	1.8	117	(43)	184	184	339	No
Receptor_98	164	113	119	1.9	121	(43)	184	184	339	No
Receptor_99	169	118	124	2.0	126	(42)	184	184	339	No
Receptor_100	174	124	130	2.1	132	(42)	184	184	339	No
Receptor_101	177	122	128	2.2	130	(47)	184	184	339	No
Receptor_102	181	120	126	2.4	129	(52)	184	184	339	No
Receptor_103	185	122	124	2.7	127	(59)	184	184	339	No
Receptor_104	190	125	121	3.1	128	(62)	184	184	339	No
Receptor_105	196	127	124	3.8	131	(65)	184	184	339	No
Receptor_106	203	131	127	4.1	135	(68)	184	184	339	No
Receptor_107	210	135	130	4.3	139	(71)	184	184	339	No
Receptor_108	216	136	131	5.2	141	(75)	184	184	339	No
Receptor_109	218	134	131	6.1	140	(78)	184	184	339	No
Receptor_110	220	133	130	7.2	140	(81)	184	184	339	No

# **Nitrogen Dioxide (NO<sub>2</sub>) 1-Hour CAAQS**

RECEPTOR ID	MAX CONC. (µg/m <sup>3</sup> )					CONSTRUCTION INCREMENTAL DIFFERENCE				
	NO ACTION	CONSTR PHASE 1	CONSTR PHASE 2	CONSTR EQUIPMENT	MAX CONSTR	PROJECT INCREASE	AMBIENT	TOTAL	THRESHOLD	EXCEEDS?
Receptor_111	210	129	127	5.9	134	(76)	184	184	339	No
Receptor_112	222	129	129	8.0	137	(85)	184	184	339	No
Receptor_113	233	130	130	11.3	141	(91)	184	184	339	No
Receptor_114	239	131	130	15.0	146	(92)	184	184	339	No
Receptor_115	236	135	129	15.9	151	(86)	184	184	339	No
Receptor_116	225	135	129	12.1	147	(78)	184	184	339	No
Receptor_117	227	140	134	24.9	165	(63)	184	184	339	No
Receptor_118	228	143	140	32.8	176	(52)	184	184	339	No
Receptor_119	223	143	148	31.5	179	(43)	184	184	339	No
Receptor_120	212	144	157	18.4	176	(36)	184	184	339	No
Receptor_121	203	144	164	11.5	175	(28)	184	184	339	No
Receptor_122	210	141	171	13.5	185	(25)	184	184	339	No
Receptor_123	205	136	166	12.3	179	(26)	184	184	339	No
Receptor_124	199	131	160	11.1	171	(28)	184	184	339	No
Receptor_125	224	159	166	16.3	182	(42)	184	184	339	No
Receptor_126	222	157	158	13.8	172	(50)	184	184	339	No
Receptor_127	189	133	147	9.1	156	(33)	184	184	339	No
Receptor_128	181	121	140	6.7	147	(35)	184	184	339	No
Receptor_129	177	121	138	5.7	144	(33)	184	184	339	No
Receptor_130	174	118	134	5.2	139	(35)	184	184	339	No
Receptor_131	171	116	130	4.7	134	(37)	184	184	339	No
Receptor_132	166	112	125	3.8	128	(37)	184	184	339	No
Receptor_133	161	109	121	3.2	124	(37)	184	184	339	No
Receptor_134	157	108	117	2.7	120	(37)	184	184	339	No
Receptor_135	153	106	114	2.3	117	(37)	184	184	339	No
Receptor_136	150	105	112	2.0	114	(37)	184	184	339	No
Receptor_137	148	105	110	1.8	111	(36)	184	184	339	No
Receptor_138	148	106	108	1.8	109	(39)	184	184	339	No
Receptor_139	148	108	109	1.8	111	(38)	184	184	339	No
Receptor_140	147	110	110	1.6	112	(35)	184	184	339	No
Receptor_141	147	111	112	1.7	113	(33)	184	184	339	No
Receptor_142	145	113	113	1.6	115	(31)	184	184	339	No
Receptor_143	152	115	115	1.7	116	(35)	184	184	339	No
Receptor_144	153	117	117	1.8	119	(34)	184	184	339	No
Receptor_145	148	119	119	1.8	121	(27)	184	184	339	No
Receptor_146	147	121	121	1.7	122	(24)	184	184	339	No
Receptor_147	149	123	123	1.5	125	(24)	184	184	339	No
Receptor_148	151	126	127	1.4	128	(23)	184	184	339	No
Receptor_149	154	130	130	1.4	131	(23)	184	184	339	No
Receptor_150	157	133	134	1.4	135	(22)	184	184	339	No
Receptor_151	160	137	138	1.4	139	(21)	184	184	339	No
Receptor_152	164	142	142	1.4	144	(20)	184	184	339	No
Receptor_153	169	147	148	1.4	149	(20)	184	184	339	No
Receptor_154	164	141	141	1.6	143	(21)	184	184	339	No
Receptor_155	161	138	139	1.6	140	(21)	184	184	339	No
Receptor_156	159	136	136	1.6	138	(22)	184	184	339	No
Receptor_157	155	130	130	1.9	132	(23)	184	184	339	No
Receptor_158	165	138	138	1.8	140	(25)	184	184	339	No
Receptor_159	169	142	142	2.1	144	(25)	184	184	339	No
Receptor_160	167	141	141	2.3	143	(24)	184	184	339	No
Receptor_161	162	136	137	2.6	139	(23)	184	184	339	No
Receptor_162	156	130	130	3.1	133	(23)	184	184	339	No
Receptor_163	156	127	128	3.7	132	(24)	184	184	339	No
Receptor_164	158	128	134	4.5	139	(19)	184	184	339	No
Receptor_165	160	128	140	5.7	146	(14)	184	184	339	No

# **Nitrogen Dioxide (NO<sub>2</sub>) 1-Hour CAAQS**

RECEPTOR ID	MAX CONC. (µg/m <sup>3</sup> )					CONSTRUCTION INCREMENTAL DIFFERENCE				
	NO ACTION	CONSTR PHASE 1	CONSTR PHASE 2	CONSTR EQUIPMENT	MAX CONSTR	PROJECT INCREASE	AMBIENT	TOTAL	THRESHOLD	EXCEEDS?
Receptor_166	167	134	147	7.4	154	(13)	184	184	339	No
Receptor_167	175	141	153	10.0	163	(11)	184	184	339	No
Receptor_168	183	149	159	14.2	173	(10)	184	184	339	No
Receptor_169	189	155	162	18.0	180	(9)	184	184	339	No
Receptor_170	184	137	149	14.1	163	(22)	184	184	339	No
Receptor_171	182	134	135	9.9	145	(38)	184	184	339	No
Receptor_172	175	145	146	7.4	153	(22)	184	184	339	No
Receptor_173	166	155	155	5.8	161	(5)	184	184	339	No
Receptor_174	163	156	156	5.4	161	(2)	184	184	339	No
Receptor_175	163	157	157	4.7	162	(1)	184	184	339	No
Receptor_176	167	156	156	4.1	160	(7)	184	184	339	No
Receptor_177	171	155	155	3.6	159	(12)	184	184	339	No
Receptor_178	175	159	159	3.1	162	(13)	184	184	339	No
Receptor_179	182	162	163	2.7	165	(17)	184	184	339	No
Receptor_180	187	165	165	2.4	168	(19)	184	184	339	No
Receptor_181	188	166	166	2.1	169	(19)	184	184	339	No
Receptor_182	188	165	165	1.9	167	(21)	184	184	339	No
Receptor_183	203	178	179	1.7	180	(23)	184	184	339	No
Receptor_184	215	189	190	1.5	191	(24)	184	184	339	No
Receptor_185	214	188	188	1.3	189	(25)	184	184	339	No
Receptor_186	195	178	179	1.3	180	(15)	184	184	339	No
Receptor_187	205	188	188	1.3	190	(15)	184	184	339	No
Receptor_188	226	205	205	1.3	206	(20)	184	184	339	No
Receptor_189	244	222	222	1.3	223	(21)	184	184	339	No
Receptor_190	249	227	228	1.3	229	(20)	184	184	339	No
Receptor_191	238	215	215	1.3	216	(21)	184	184	339	No
Receptor_192	226	203	203	1.2	205	(22)	184	184	339	No
Receptor_193	217	193	193	1.2	194	(22)	184	184	339	No
Receptor_194	208	184	184	1.1	186	(23)	184	184	339	No
Receptor_195	200	175	176	1.1	177	(23)	184	184	339	No
Receptor_196	195	170	170	1.0	171	(24)	184	184	339	No
Receptor_197	190	164	165	1.0	166	(25)	184	184	339	No
Receptor_198	186	160	160	1.0	161	(25)	184	184	339	No
Receptor_199	182	155	155	0.9	156	(26)	184	184	339	No
Receptor_200	179	152	152	0.9	153	(26)	184	184	339	No
Receptor_201	175	148	148	0.9	149	(26)	184	184	339	No
Receptor_202	176	149	149	0.9	150	(27)	184	184	339	No
Receptor_203	176	148	148	0.8	149	(27)	184	184	339	No
Receptor_204	174	144	145	0.8	145	(28)	184	184	339	No
Receptor_205	168	138	138	0.8	139	(29)	184	184	339	No
Receptor_206	160	129	129	0.8	130	(30)	184	184	339	No
Receptor_207	151	119	119	0.8	119	(31)	184	184	339	No
Receptor_208	142	115	115	0.7	115	(26)	184	184	339	No
Receptor_209	142	117	118	0.7	119	(24)	184	184	339	No
Receptor_210	151	126	127	0.8	128	(24)	184	184	339	No
Receptor_211	162	137	138	0.8	139	(23)	184	184	339	No
Receptor_212	176	151	152	0.8	152	(23)	184	184	339	No
Receptor_213	192	168	168	0.9	169	(23)	184	184	339	No
Receptor_214	212	187	188	0.9	189	(23)	184	184	339	No
Receptor_215	233	209	209	1.0	210	(23)	184	184	339	No
Receptor_216	252	228	228	1.0	229	(23)	184	184	339	No
Receptor_217	250	226	226	1.1	228	(22)	184	184	339	No
Receptor_218	242	219	219	1.1	220	(22)	184	184	339	No
Receptor_219	254	231	232	1.2	233	(21)	184	184	339	No
Receptor_220	260	238	238	1.3	239	(21)	184	184	339	No

# **Nitrogen Dioxide (NO<sub>2</sub>) 1-Hour CAAQS**

RECEPTOR ID	MAX CONC. (µg/m <sup>3</sup> )					CONSTRUCTION INCREMENTAL DIFFERENCE				
	NO ACTION	CONSTR PHASE 1	CONSTR PHASE 2	CONSTR EQUIPMENT	MAX CONSTR	PROJECT INCREASE	AMBIENT	TOTAL	THRESHOLD	EXCEEDS?
Receptor_221	254	232	232	1.3	233	(20)	184	184	339	No
Receptor_222	238	216	217	1.3	218	(20)	184	184	339	No
Receptor_223	224	202	203	1.3	205	(20)	184	184	339	No
Receptor_224	230	203	203	1.3	204	(25)	184	184	339	No
Receptor_225	247	223	223	1.3	224	(23)	184	184	339	No
Receptor_226	238	214	214	1.3	216	(22)	184	184	339	No
Receptor_227	263	240	240	1.4	242	(21)	184	184	339	No
Receptor_228	279	255	255	1.5	257	(22)	184	184	339	No
Receptor_229	294	269	270	1.6	272	(22)	184	184	339	No
Receptor_230	313	295	296	1.7	297	(16)	184	184	339	No
Receptor_231	337	318	319	1.7	321	(16)	184	184	339	No
Receptor_232	394	377	378	1.8	379	(15)	184	184	339	No
Receptor_233	474	459	459	1.9	461	(13)	184	184	339	No
Receptor_234	591	576	576	2.1	578	(13)	184	184	339	No
Receptor_235	541	528	529	2.0	531	(10)	184	184	339	No
Receptor_236	818	803	803	2.3	805	(13)	184	184	339	No
Receptor_237	727	705	704	2.3	707	(19)	184	184	339	No
Receptor_238	525	499	498	2.4	501	(24)	184	184	339	No
Receptor_239	367	339	339	2.5	342	(25)	184	184	339	No
Receptor_240	340	330	329	2.8	333	(7)	184	184	339	No
Receptor_241	287	273	272	3.0	276	(11)	184	184	339	No
Receptor_242	249	232	231	3.3	235	(13)	184	184	339	No
Receptor_243	220	200	206	3.5	209	(10)	184	184	339	No
Receptor_244	198	183	189	3.2	193	(5)	184	184	339	No
Receptor_245	174	165	171	2.4	173	(1)	184	184	339	No
Receptor_246	179	158	158	2.9	161	(17)	184	184	339	No
Receptor_247	179	160	161	3.4	164	(14)	184	184	339	No
Receptor_248	191	175	174	3.6	179	(12)	184	184	339	No
Receptor_249	195	181	179	3.5	185	(10)	184	184	339	No
Receptor_250	223	195	196	3.5	200	(23)	184	184	339	No
Receptor_251	230	204	204	3.6	208	(22)	184	184	339	No
Receptor_252	217	194	194	3.7	197	(20)	184	184	339	No
Receptor_253	217	195	195	4.5	199	(18)	184	184	339	No
Receptor_254	215	194	193	5.7	199	(15)	184	184	339	No
Receptor_255	209	190	190	7.5	197	(12)	184	184	339	No
Receptor_256	236	215	215	6.6	222	(15)	184	184	339	No
Receptor_257	265	241	241	6.0	247	(17)	184	184	339	No
Receptor_258	267	244	244	7.0	251	(15)	184	184	339	No
Receptor_259	233	213	213	8.3	222	(12)	184	184	339	No
Receptor_260	206	186	187	10.2	197	(8)	184	184	339	No
Receptor_261	208	189	190	13.9	204	(4)	184	184	339	No
Receptor_262	209	192	192	21.9	214	5	184	190	339	No
Receptor_263	190	176	177	30.6	207	18	184	202	339	No
Receptor_264	173	162	164	32.7	197	23	184	208	339	No
Receptor_265	166	156	158	30.0	188	21	184	206	339	No
Receptor_266	161	151	152	21.2	174	13	184	197	339	No
Receptor_267	164	153	155	29.8	185	21	184	205	339	No
Receptor_268	167	154	155	37.9	193	26	184	210	339	No
Receptor_269	170	153	154	26.1	180	11	184	195	339	No
Receptor_270	169	154	154	13.5	167	(2)	184	184	339	No
Receptor_271	168	157	157	8.7	166	(2)	184	184	339	No
Receptor_272	166	158	159	6.2	165	(1)	184	184	339	No
Receptor_273	169	157	157	4.7	162	(7)	184	184	339	No
Receptor_274	170	154	154	3.7	158	(12)	184	184	339	No
Receptor_275	171	150	152	3.0	155	(16)	184	184	339	No

# **Nitrogen Dioxide (NO<sub>2</sub>) 1-Hour CAAQS**

RECEPTOR ID	MAX CONC. (µg/m <sup>3</sup> )					CONSTRUCTION INCREMENTAL DIFFERENCE				
	NO ACTION	CONSTR PHASE 1	CONSTR PHASE 2	CONSTR EQUIPMENT	MAX CONSTR	PROJECT INCREASE	AMBIENT	TOTAL	THRESHOLD	EXCEEDS?
Receptor_276	172	146	151	2.5	153	(18)	184	184	339	No
Receptor_277	174	147	148	2.2	150	(24)	184	184	339	No
Receptor_278	173	153	154	1.9	155	(17)	184	184	339	No
Receptor_279	173	157	157	1.7	159	(14)	184	184	339	No
Receptor_280	178	159	159	1.5	161	(17)	184	184	339	No
Receptor_281	180	159	159	1.4	160	(20)	184	184	339	No
Receptor_282	181	158	158	1.3	159	(22)	184	184	339	No
Receptor_283	181	156	156	1.2	157	(24)	184	184	339	No
Receptor_284	179	153	153	1.1	154	(25)	184	184	339	No
Receptor_285	177	150	150	1.1	151	(26)	184	184	339	No
Receptor_286	182	154	154	1.1	155	(27)	184	184	339	No
Receptor_287	185	161	161	1.1	162	(23)	184	184	339	No
Receptor_288	189	169	169	1.1	170	(19)	184	184	339	No
Receptor_289	186	168	168	1.0	169	(17)	184	184	339	No
Receptor_290	180	161	161	1.0	162	(17)	184	184	339	No
Receptor_291	174	155	155	1.0	156	(17)	184	184	339	No
Receptor_292	168	148	148	0.9	149	(18)	184	184	339	No
Receptor_293	164	147	147	0.9	148	(16)	184	184	339	No
Receptor_294	162	145	145	0.9	146	(16)	184	184	339	No
Receptor_295	159	143	143	0.9	144	(16)	184	184	339	No
Receptor_296	157	140	140	0.8	141	(16)	184	184	339	No
Receptor_297	156	137	138	0.8	138	(18)	184	184	339	No
Receptor_298	155	135	135	0.8	136	(20)	184	184	339	No
Receptor_299	154	132	133	0.8	133	(20)	184	184	339	No
Receptor_300	151	132	132	0.8	133	(18)	184	184	339	No
Receptor_301	148	132	132	0.8	133	(15)	184	184	339	No
Receptor_302	145	133	133	0.8	134	(12)	184	184	339	No
Receptor_303	142	132	132	0.8	133	(9)	184	184	339	No
Receptor_304	140	132	132	0.8	132	(8)	184	184	339	No
Receptor_305	138	131	131	0.8	131	(6)	184	184	339	No
Receptor_306	136	129	130	0.8	130	(6)	184	184	339	No
Receptor_307	135	128	128	0.8	129	(6)	184	184	339	No
Receptor_308	134	127	127	0.8	128	(6)	184	184	339	No
Receptor_309	133	125	125	0.8	126	(7)	184	184	339	No
Receptor_310	131	123	123	0.8	124	(7)	184	184	339	No
Receptor_311	129	121	121	0.8	121	(8)	184	184	339	No
Receptor_312	128	119	119	0.8	119	(8)	184	184	339	No
Receptor_313	127	117	117	0.8	117	(9)	184	184	339	No
Receptor_314	126	115	115	0.8	115	(11)	184	184	339	No
Receptor_315	125	114	113	0.8	115	(11)	184	184	339	No
Receptor_316	124	111	112	0.8	112	(12)	184	184	339	No
Receptor_317	123	110	111	0.8	112	(11)	184	184	339	No
Receptor_318	122	109	110	0.8	111	(11)	184	184	339	No
Receptor_319	121	109	110	0.7	110	(11)	184	184	339	No
Receptor_320	120	108	109	0.7	110	(11)	184	184	339	No
Receptor_321	120	107	108	0.7	109	(11)	184	184	339	No
Receptor_322	120	107	108	0.7	108	(11)	184	184	339	No
Receptor_323	119	106	107	0.7	108	(11)	184	184	339	No
Receptor_324	118	106	107	0.7	107	(11)	184	184	339	No
Receptor_325	118	105	106	0.7	107	(11)	184	184	339	No
Receptor_326	118	105	106	0.7	106	(12)	184	184	339	No
Receptor_327	204	147	146	4.5	152	(52)	184	184	339	No



# **Nitrogen Dioxide (NO<sub>2</sub>) 1-Hour NAAQS**

RECEPTOR ID	MAX CONC. (µg/m <sup>3</sup> )								CONSTRUCTION INCREMENTAL DIFFERENCE				
	NO ACTION	PHASE 1 (YEAR 1)	PHASE 2 (YEAR 1)	CONSTR EQUIPMENT	PROJECT (YEAR 1)	PROJECT (YEAR 2)	PROJECT (YEAR 3)	3 YEAR AVERAGE	PROJECT INCREASE	AMBIENT	TOTAL	THRESHOLD	EXCEEDS?
Receptor_1	105	84	84	0.6	85	105	105	98	(7)	113	113	188	No
Receptor_2	106	84	83	0.6	84	106	106	99	(7)	113	113	188	No
Receptor_3	107	84	84	0.7	85	107	107	100	(7)	113	113	188	No
Receptor_4	109	83	83	0.7	84	109	109	101	(8)	113	113	188	No
Receptor_5	109	84	84	0.7	84	109	109	101	(8)	113	113	188	No
Receptor_6	109	85	85	0.7	86	109	109	101	(8)	113	113	188	No
Receptor_7	111	85	86	0.8	86	111	111	103	(8)	113	113	188	No
Receptor_8	111	86	86	0.8	87	111	111	103	(8)	113	113	188	No
Receptor_9	111	87	87	0.9	88	111	111	103	(8)	113	113	188	No
Receptor_10	111	87	87	0.9	88	111	111	103	(8)	113	113	188	No
Receptor_11	111	87	88	1.0	89	111	111	103	(7)	113	113	188	No
Receptor_12	110	88	88	1.0	89	110	110	103	(7)	113	113	188	No
Receptor_13	110	85	86	1.1	87	110	110	102	(8)	113	113	188	No
Receptor_14	111	85	88	1.1	89	111	111	103	(7)	113	113	188	No
Receptor_15	110	86	87	1.2	88	110	110	103	(7)	113	113	188	No
Receptor_16	112	87	87	1.3	89	112	112	104	(8)	113	113	188	No
Receptor_17	115	87	87	1.3	88	115	115	106	(9)	113	113	188	No
Receptor_18	116	89	88	1.4	90	116	116	108	(9)	113	113	188	No
Receptor_19	116	90	89	1.5	92	116	116	108	(8)	113	113	188	No
Receptor_20	115	92	90	1.5	94	115	115	108	(7)	113	113	188	No
Receptor_21	115	93	91	1.6	95	115	115	108	(7)	113	113	188	No
Receptor_22	116	93	91	1.5	95	116	116	109	(7)	113	113	188	No
Receptor_23	117	94	91	1.5	95	117	117	110	(7)	113	113	188	No
Receptor_24	118	94	92	1.5	95	118	118	111	(8)	113	113	188	No
Receptor_25	114	93	91	1.5	94	114	114	108	(7)	113	113	188	No
Receptor_26	113	91	90	1.4	93	113	113	106	(7)	113	113	188	No
Receptor_27	113	90	88	1.4	91	113	113	106	(7)	113	113	188	No
Receptor_28	113	88	88	1.3	89	113	113	105	(8)	113	113	188	No
Receptor_29	113	89	88	1.4	90	113	113	106	(8)	113	113	188	No
Receptor_30	114	90	89	1.6	92	114	114	107	(8)	113	113	188	No
Receptor_31	115	91	89	1.7	93	115	115	108	(7)	113	113	188	No
Receptor_32	115	91	91	1.8	93	115	115	108	(7)	113	113	188	No
Receptor_33	116	91	92	2.0	94	116	116	109	(7)	113	113	188	No
Receptor_34	117	92	93	2.3	95	117	117	110	(7)	113	113	188	No
Receptor_35	119	94	93	2.8	97	119	119	111	(7)	113	113	188	No
Receptor_36	119	95	96	3.5	99	119	119	113	(7)	113	113	188	No
Receptor_37	120	97	96	4.3	101	120	120	114	(6)	113	113	188	No
Receptor_38	121	99	97	4.8	104	121	121	115	(6)	113	113	188	No
Receptor_39	122	100	97	5.0	105	122	122	116	(6)	113	113	188	No
Receptor_40	123	101	98	6.9	108	123	123	118	(5)	113	113	188	No
Receptor_41	125	103	99	7.4	110	125	125	120	(5)	113	113	188	No
Receptor_42	126	104	100	7.8	112	126	126	121	(5)	113	113	188	No
Receptor_43	125	104	101	6.4	110	125	125	120	(5)	113	113	188	No
Receptor_44	126	103	102	5.9	109	126	126	120	(5)	113	113	188	No
Receptor_45	126	104	103	5.5	110	126	126	120	(5)	113	113	188	No
Receptor_46	128	106	103	7.1	113	128	128	123	(5)	113	113	188	No
Receptor_47	131	108	105	9.6	118	131	131	126	(4)	113	113	188	No
Receptor_48	131	108	105	8.3	116	131	131	126	(5)	113	113	188	No
Receptor_49	132	109	106	9.9	119	132	132	128	(4)	113	113	188	No
Receptor_50	134	110	108	9.9	120	134	134	129	(5)	113	113	188	No
Receptor_51	132	109	107	7.8	117	132	132	127	(5)	113	113	188	No
Receptor_52	131	107	107	6.4	114	131	131	125	(6)	113	113	188	No
Receptor_53	128	106	103	5.1	111	128	128	122	(6)	113	113	188	No
Receptor_54	125	105	102	4.2	109	125	125	120	(5)	113	113	188	No
Receptor_55	125	104	101	3.8	108	125	125	119	(6)	113	113	188	No

# **Nitrogen Dioxide (NO<sub>2</sub>) 1-Hour NAAQS**

RECEPTOR ID	MAX CONC. (µg/m <sup>3</sup> )								CONSTRUCTION INCREMENTAL DIFFERENCE				
	NO ACTION	PHASE 1 (YEAR 1)	PHASE 2 (YEAR 1)	CONSTR EQUIPMENT	PROJECT (YEAR 1)	PROJECT (YEAR 2)	PROJECT (YEAR 3)	3 YEAR AVERAGE	PROJECT INCREASE	AMBIENT	TOTAL	THRESHOLD	EXCEEDS?
Receptor_56	124	102	100	3.4	105	124	124	117	(6)	113	113	188	No
Receptor_57	125	103	100	3.7	106	125	125	119	(6)	113	113	188	No
Receptor_58	127	104	101	4.0	108	127	127	120	(6)	113	113	188	No
Receptor_59	128	107	104	4.8	112	128	128	122	(5)	113	113	188	No
Receptor_60	130	109	106	5.3	115	130	130	125	(5)	113	113	188	No
Receptor_61	132	111	107	5.8	117	132	132	127	(5)	113	113	188	No
Receptor_62	134	113	108	6.5	119	134	134	129	(5)	113	113	188	No
Receptor_63	136	114	110	7.3	122	136	136	131	(5)	113	113	188	No
Receptor_64	139	116	112	8.3	124	139	139	134	(5)	113	113	188	No
Receptor_65	140	117	113	8.4	125	140	140	135	(5)	113	113	188	No
Receptor_66	140	117	116	8.5	126	140	140	135	(5)	113	113	188	No
Receptor_67	141	118	117	8.6	126	141	141	136	(5)	113	113	188	No
Receptor_68	142	118	117	8.7	127	142	142	137	(5)	113	113	188	No
Receptor_69	146	122	119	11.9	134	146	146	142	(4)	113	113	188	No
Receptor_70	144	118	117	9.3	128	144	144	139	(5)	113	113	188	No
Receptor_71	143	117	116	7.5	125	143	143	137	(6)	113	113	188	No
Receptor_72	142	115	114	6.1	121	142	142	135	(7)	113	113	188	No
Receptor_73	141	113	112	5.0	118	141	141	134	(8)	113	113	188	No
Receptor_74	142	111	110	4.1	116	142	142	133	(9)	113	113	188	No
Receptor_75	143	110	107	3.4	113	143	143	133	(10)	113	113	188	No
Receptor_76	146	114	112	3.8	118	146	146	137	(9)	113	113	188	No
Receptor_77	147	114	110	3.4	117	147	147	137	(10)	113	113	188	No
Receptor_78	148	114	109	3.0	117	148	148	137	(10)	113	113	188	No
Receptor_79	151	118	112	3.1	121	151	151	141	(10)	113	113	188	No
Receptor_80	156	122	118	3.0	125	156	156	145	(10)	113	113	188	No
Receptor_81	161	126	122	2.9	129	161	161	150	(11)	113	113	188	No
Receptor_82	161	124	119	2.6	126	161	161	149	(12)	113	113	188	No
Receptor_83	159	122	117	2.4	124	159	159	147	(12)	113	113	188	No
Receptor_84	152	118	113	2.4	121	152	152	142	(11)	113	113	188	No
Receptor_85	146	114	110	2.4	117	146	146	136	(10)	113	113	188	No
Receptor_86	140	110	107	2.4	113	140	140	131	(9)	113	113	188	No
Receptor_87	138	107	105	2.2	109	138	138	129	(10)	113	113	188	No
Receptor_88	138	106	105	2.0	108	138	138	128	(10)	113	113	188	No
Receptor_89	136	105	104	1.9	107	136	136	126	(10)	113	113	188	No
Receptor_90	132	101	100	1.8	103	132	132	123	(10)	113	113	188	No
Receptor_91	128	99	98	1.7	101	128	128	119	(9)	113	113	188	No
Receptor_92	125	97	97	1.6	99	125	125	117	(9)	113	113	188	No
Receptor_93	127	98	97	1.5	100	127	127	118	(9)	113	113	188	No
Receptor_94	129	99	98	1.5	100	129	129	119	(10)	113	113	188	No
Receptor_95	130	99	99	1.6	101	130	130	120	(10)	113	113	188	No
Receptor_96	128	100	99	1.6	102	128	128	119	(9)	113	113	188	No
Receptor_97	130	102	100	1.6	103	130	130	121	(9)	113	113	188	No
Receptor_98	131	103	102	1.7	105	131	131	123	(9)	113	113	188	No
Receptor_99	139	106	105	1.8	108	139	139	128	(10)	113	113	188	No
Receptor_100	141	109	109	1.9	111	141	141	131	(10)	113	113	188	No
Receptor_101	143	110	110	2.0	112	143	143	133	(10)	113	113	188	No
Receptor_102	147	111	109	2.2	113	147	147	136	(11)	113	113	188	No
Receptor_103	145	113	110	2.5	116	145	145	135	(10)	113	113	188	No
Receptor_104	144	111	111	2.9	114	144	144	134	(10)	113	113	188	No
Receptor_105	146	113	114	3.5	117	146	146	136	(9)	113	113	188	No
Receptor_106	150	117	117	3.8	121	150	150	141	(10)	113	113	188	No
Receptor_107	155	122	120	4.0	126	155	155	145	(10)	113	113	188	No
Receptor_108	159	124	121	4.8	129	159	159	149	(10)	113	113	188	No
Receptor_109	154	123	116	5.7	129	154	154	146	(8)	113	113	188	No
Receptor_110	152	121	113	6.7	128	152	152	144	(8)	113	113	188	No

# **Nitrogen Dioxide (NO<sub>2</sub>) 1-Hour NAAQS**

RECEPTOR ID	MAX CONC. (µg/m <sup>3</sup> )								CONSTRUCTION INCREMENTAL DIFFERENCE				
	NO ACTION	PHASE 1 (YEAR 1)	PHASE 2 (YEAR 1)	CONSTR EQUIPMENT	PROJECT (YEAR 1)	PROJECT (YEAR 2)	PROJECT (YEAR 3)	3 YEAR AVERAGE	PROJECT INCREASE	AMBIENT	TOTAL	THRESHOLD	EXCEEDS?
Receptor_111	146	118	110	5.4	123	146	146	139	(8)	113	113	188	No
Receptor_112	148	118	112	7.5	125	148	148	141	(8)	113	113	188	No
Receptor_113	150	116	114	10.5	126	150	150	142	(8)	113	113	188	No
Receptor_114	148	113	116	14.2	130	148	148	142	(6)	113	113	188	No
Receptor_115	146	110	113	15.1	128	146	146	140	(6)	113	113	188	No
Receptor_116	142	108	111	11.4	122	142	142	135	(6)	113	113	188	No
Receptor_117	144	110	114	23.3	138	144	144	142	(2)	113	113	188	No
Receptor_118	147	112	118	30.5	149	147	147	147	1	113	114	188	No
Receptor_119	155	115	126	29.3	155	155	155	155	0	113	113	188	No
Receptor_120	170	121	138	17.4	156	170	170	165	(5)	113	113	188	No
Receptor_121	173	124	139	10.0	149	173	173	165	(8)	113	113	188	No
Receptor_122	176	124	143	9.8	153	176	176	169	(8)	113	113	188	No
Receptor_123	171	123	139	8.9	148	171	171	163	(8)	113	113	188	No
Receptor_124	167	118	135	8.0	143	167	167	159	(8)	113	113	188	No
Receptor_125	174	123	148	11.8	159	174	174	169	(5)	113	113	188	No
Receptor_126	169	118	142	10.0	152	169	169	163	(6)	113	113	188	No
Receptor_127	158	114	125	6.6	132	158	158	149	(9)	113	113	188	No
Receptor_128	151	110	118	4.8	122	151	151	142	(10)	113	113	188	No
Receptor_129	147	108	114	4.1	118	147	147	137	(9)	113	113	188	No
Receptor_130	144	106	111	3.7	115	144	144	134	(10)	113	113	188	No
Receptor_131	142	104	110	3.4	113	142	142	133	(10)	113	113	188	No
Receptor_132	138	101	107	2.7	110	138	138	129	(9)	113	113	188	No
Receptor_133	134	100	105	2.3	107	134	134	125	(9)	113	113	188	No
Receptor_134	131	98	102	1.9	104	131	131	122	(9)	113	113	188	No
Receptor_135	128	97	99	1.7	100	128	128	119	(9)	113	113	188	No
Receptor_136	126	95	97	1.4	99	126	126	117	(9)	113	113	188	No
Receptor_137	124	93	96	1.3	97	124	124	115	(9)	113	113	188	No
Receptor_138	126	93	96	1.3	98	126	126	116	(9)	113	113	188	No
Receptor_139	125	94	97	1.3	98	125	125	116	(9)	113	113	188	No
Receptor_140	126	93	96	1.2	97	126	126	116	(9)	113	113	188	No
Receptor_141	126	94	97	1.2	98	126	126	117	(9)	113	113	188	No
Receptor_142	127	95	96	1.2	97	127	127	117	(10)	113	113	188	No
Receptor_143	129	97	98	1.2	99	129	129	119	(10)	113	113	188	No
Receptor_144	131	99	99	1.3	100	131	131	121	(10)	113	113	188	No
Receptor_145	131	101	101	1.3	102	131	131	122	(10)	113	113	188	No
Receptor_146	132	102	102	1.2	103	132	132	122	(9)	113	113	188	No
Receptor_147	130	103	103	1.1	104	130	130	121	(9)	113	113	188	No
Receptor_148	129	105	106	1.0	107	129	129	122	(7)	113	113	188	No
Receptor_149	131	109	109	1.0	110	131	131	124	(7)	113	113	188	No
Receptor_150	133	113	113	1.1	114	133	133	127	(6)	113	113	188	No
Receptor_151	134	116	116	1.1	118	134	134	128	(5)	113	113	188	No
Receptor_152	138	121	121	1.1	122	138	138	133	(5)	113	113	188	No
Receptor_153	144	127	127	1.1	129	144	144	139	(5)	113	113	188	No
Receptor_154	144	125	125	1.2	126	144	144	138	(6)	113	113	188	No
Receptor_155	141	119	119	1.2	120	141	141	134	(7)	113	113	188	No
Receptor_156	138	115	116	1.2	117	138	138	131	(7)	113	113	188	No
Receptor_157	137	117	118	1.3	119	137	137	131	(6)	113	113	188	No
Receptor_158	141	120	122	1.3	124	141	141	135	(6)	113	113	188	No
Receptor_159	139	118	119	1.5	121	139	139	133	(6)	113	113	188	No
Receptor_160	138	117	118	1.7	119	138	138	132	(6)	113	113	188	No
Receptor_161	138	114	118	1.9	120	138	138	132	(6)	113	113	188	No
Receptor_162	139	114	116	2.2	118	139	139	132	(7)	113	113	188	No
Receptor_163	141	116	116	2.7	119	141	141	133	(7)	113	113	188	No
Receptor_164	143	115	115	3.3	119	143	143	135	(8)	113	113	188	No
Receptor_165	145	115	116	4.1	120	145	145	137	(8)	113	113	188	No

# Nitrogen Dioxide (NO<sub>2</sub>) 1-Hour NAAQS

RECEPTOR ID	MAX CONC. (µg/m <sup>3</sup> )								CONSTRUCTION INCREMENTAL DIFFERENCE				
	NO ACTION	PHASE 1 (YEAR 1)	PHASE 2 (YEAR 1)	CONSTR EQUIPMENT	PROJECT (YEAR 1)	PROJECT (YEAR 2)	PROJECT (YEAR 3)	3 YEAR AVERAGE	PROJECT INCREASE	AMBIENT	TOTAL	THRESHOLD	EXCEEDS?
Receptor_166	148	114	116	5.3	121	148	148	139	(9)	113	113	188	No
Receptor_167	151	114	119	7.2	126	151	151	143	(8)	113	113	188	No
Receptor_168	159	113	125	10.3	135	159	159	151	(8)	113	113	188	No
Receptor_169	163	115	129	13.1	142	163	163	156	(7)	113	113	188	No
Receptor_170	160	117	126	10.2	136	160	160	152	(8)	113	113	188	No
Receptor_171	150	113	121	7.2	128	150	150	143	(7)	113	113	188	No
Receptor_172	149	122	122	5.4	128	149	149	142	(7)	113	113	188	No
Receptor_173	152	133	133	4.2	137	152	152	147	(5)	113	113	188	No
Receptor_174	152	134	134	3.9	138	152	152	147	(5)	113	113	188	No
Receptor_175	154	134	134	3.4	138	154	154	148	(5)	113	113	188	No
Receptor_176	152	132	132	3.0	135	152	152	146	(6)	113	113	188	No
Receptor_177	150	130	131	2.6	133	150	150	144	(5)	113	113	188	No
Receptor_178	150	133	134	2.2	136	150	150	145	(5)	113	113	188	No
Receptor_179	150	136	136	1.9	138	150	150	146	(4)	113	113	188	No
Receptor_180	154	139	140	1.7	141	154	154	150	(4)	113	113	188	No
Receptor_181	158	142	144	1.5	145	158	158	154	(4)	113	113	188	No
Receptor_182	167	147	147	1.3	148	167	167	161	(6)	113	113	188	No
Receptor_183	165	147	147	1.3	148	165	165	159	(6)	113	113	188	No
Receptor_184	166	152	153	1.2	154	166	166	162	(4)	113	113	188	No
Receptor_185	173	155	155	1.2	157	173	173	167	(5)	113	113	188	No
Receptor_186	176	162	162	1.2	163	176	176	172	(4)	113	113	188	No
Receptor_187	179	160	163	1.2	165	179	179	174	(5)	113	113	188	No
Receptor_188	178	164	166	1.2	167	178	178	174	(4)	113	113	188	No
Receptor_189	180	166	166	1.2	167	180	180	176	(4)	113	113	188	No
Receptor_190	178	163	163	1.2	164	178	178	173	(5)	113	113	188	No
Receptor_191	170	153	153	1.1	155	170	170	165	(5)	113	113	188	No
Receptor_192	164	146	146	1.1	147	164	164	158	(6)	113	113	188	No
Receptor_193	159	139	139	1.0	140	159	159	152	(6)	113	113	188	No
Receptor_194	154	133	134	1.0	135	154	154	148	(6)	113	113	188	No
Receptor_195	148	127	128	1.0	129	148	148	142	(7)	113	113	188	No
Receptor_196	143	123	123	0.9	124	143	143	136	(6)	113	113	188	No
Receptor_197	138	119	119	0.9	120	138	138	132	(6)	113	113	188	No
Receptor_198	134	116	116	0.9	117	134	134	129	(6)	113	113	188	No
Receptor_199	132	112	112	0.8	113	132	132	125	(6)	113	113	188	No
Receptor_200	130	110	110	0.8	111	130	130	124	(6)	113	113	188	No
Receptor_201	128	108	108	0.8	109	128	128	122	(6)	113	113	188	No
Receptor_202	127	107	107	0.8	108	127	127	121	(6)	113	113	188	No
Receptor_203	129	106	107	0.8	108	129	129	122	(7)	113	113	188	No
Receptor_204	126	103	103	0.7	104	126	126	119	(7)	113	113	188	No
Receptor_205	124	103	104	0.7	105	124	124	118	(6)	113	113	188	No
Receptor_206	124	104	105	0.7	105	124	124	118	(6)	113	113	188	No
Receptor_207	124	105	105	0.7	105	124	124	118	(6)	113	113	188	No
Receptor_208	124	101	102	0.7	103	124	124	117	(7)	113	113	188	No
Receptor_209	123	100	102	0.7	103	123	123	116	(7)	113	113	188	No
Receptor_210	123	101	103	0.7	104	123	123	116	(6)	113	113	188	No
Receptor_211	125	103	106	0.7	107	125	125	119	(6)	113	113	188	No
Receptor_212	128	107	107	0.7	108	128	128	121	(7)	113	113	188	No
Receptor_213	131	110	110	0.8	111	131	131	125	(7)	113	113	188	No
Receptor_214	134	114	113	0.8	115	134	134	128	(6)	113	113	188	No
Receptor_215	139	118	117	0.8	119	139	139	132	(7)	113	113	188	No
Receptor_216	144	122	121	0.9	122	144	144	137	(7)	113	113	188	No
Receptor_217	144	124	123	0.9	125	144	144	138	(7)	113	113	188	No
Receptor_218	146	125	124	1.0	126	146	146	139	(7)	113	113	188	No
Receptor_219	151	130	130	1.0	131	151	151	145	(7)	113	113	188	No
Receptor_220	157	136	136	1.1	137	157	157	150	(7)	113	113	188	No

# Nitrogen Dioxide (NO<sub>2</sub>) 1-Hour NAAQS

RECEPTOR ID	MAX CONC. (µg/m <sup>3</sup> )								CONSTRUCTION INCREMENTAL DIFFERENCE				
	NO ACTION	PHASE 1 (YEAR 1)	PHASE 2 (YEAR 1)	CONSTR EQUIPMENT	PROJECT (YEAR 1)	PROJECT (YEAR 2)	PROJECT (YEAR 3)	3 YEAR AVERAGE	PROJECT INCREASE	AMBIENT	TOTAL	THRESHOLD	EXCEEDS?
Receptor_221	160	141	141	1.1	142	160	160	154	(6)	113	113	188	No
Receptor_222	165	141	142	1.1	143	165	165	157	(7)	113	113	188	No
Receptor_223	169	150	149	1.2	151	169	169	163	(6)	113	113	188	No
Receptor_224	170	152	152	1.2	153	170	170	164	(6)	113	113	188	No
Receptor_225	172	171	171	1.2	172	172	172	172	(0)	113	113	188	No
Receptor_226	167	158	159	1.1	160	167	167	165	(3)	113	113	188	No
Receptor_227	183	183	183	1.3	185	183	183	184	0	113	113	188	No
Receptor_228	204	196	196	1.3	198	204	204	202	(2)	113	113	188	No
Receptor_229	222	208	208	1.4	210	222	222	218	(4)	113	113	188	No
Receptor_230	218	201	201	1.4	202	218	218	213	(5)	113	113	188	No
Receptor_231	213	191	191	1.4	193	213	213	207	(7)	113	113	188	No
Receptor_232	233	214	215	1.5	216	233	233	227	(6)	113	113	188	No
Receptor_233	262	242	242	1.7	244	262	262	256	(6)	113	113	188	No
Receptor_234	300	282	283	1.8	284	300	300	295	(5)	113	113	188	No
Receptor_235	319	300	300	1.8	302	319	319	313	(6)	113	113	188	No
Receptor_236	390	371	372	2.0	374	390	390	384	(5)	113	113	188	No
Receptor_237	342	321	322	2.0	324	342	342	336	(6)	113	113	188	No
Receptor_238	293	270	271	2.0	273	293	293	286	(7)	113	113	188	No
Receptor_239	255	245	249	2.1	251	255	255	253	(1)	113	113	188	No
Receptor_240	264	248	249	2.3	251	264	264	260	(4)	113	113	188	No
Receptor_241	228	216	217	2.3	219	228	228	225	(3)	113	113	188	No
Receptor_242	210	189	190	2.5	192	210	210	204	(6)	113	113	188	No
Receptor_243	192	173	173	2.7	176	192	192	187	(5)	113	113	188	No
Receptor_244	179	159	160	2.4	162	179	179	173	(6)	113	113	188	No
Receptor_245	169	145	145	1.8	147	169	169	162	(7)	113	113	188	No
Receptor_246	167	139	139	2.2	142	167	167	159	(9)	113	113	188	No
Receptor_247	165	137	136	2.6	139	165	165	156	(9)	113	113	188	No
Receptor_248	160	138	138	2.7	141	160	160	154	(6)	113	113	188	No
Receptor_249	157	140	139	2.7	142	157	157	152	(5)	113	113	188	No
Receptor_250	156	132	134	2.9	137	156	156	149	(6)	113	113	188	No
Receptor_251	153	134	135	3.1	138	153	153	148	(5)	113	113	188	No
Receptor_252	147	125	129	3.3	132	147	147	142	(5)	113	113	188	No
Receptor_253	150	130	132	4.1	136	150	150	145	(5)	113	113	188	No
Receptor_254	152	136	136	5.1	141	152	152	148	(3)	113	113	188	No
Receptor_255	157	141	140	6.9	148	157	157	154	(3)	113	113	188	No
Receptor_256	163	144	148	6.0	154	163	163	160	(3)	113	113	188	No
Receptor_257	171	152	155	5.1	161	171	171	168	(4)	113	113	188	No
Receptor_258	176	157	162	6.1	169	176	176	173	(2)	113	113	188	No
Receptor_259	166	150	153	7.6	160	166	166	164	(2)	113	113	188	No
Receptor_260	162	139	140	9.5	149	162	162	158	(4)	113	113	188	No
Receptor_261	165	139	141	13.0	154	165	165	161	(4)	113	113	188	No
Receptor_262	167	139	143	20.7	164	167	167	166	(1)	113	113	188	No
Receptor_263	161	136	137	28.9	166	161	161	162	2	113	115	188	No
Receptor_264	154	132	132	31.0	163	154	154	157	3	113	116	188	No
Receptor_265	146	126	126	28.4	154	146	146	149	3	113	115	188	No
Receptor_266	140	118	120	20.0	141	140	140	140	0	113	113	188	No
Receptor_267	139	123	124	28.2	152	139	139	143	4	113	117	188	No
Receptor_268	142	124	123	35.4	159	142	142	148	6	113	119	188	No
Receptor_269	143	123	123	24.6	148	143	143	145	2	113	114	188	No
Receptor_270	149	125	127	12.6	139	149	149	146	(3)	113	113	188	No
Receptor_271	156	128	129	8.1	137	156	156	149	(6)	113	113	188	No
Receptor_272	151	128	131	5.7	137	151	151	147	(5)	113	113	188	No
Receptor_273	152	133	135	4.3	139	152	152	147	(4)	113	113	188	No
Receptor_274	150	133	134	3.4	137	150	150	146	(4)	113	113	188	No
Receptor_275	151	133	136	2.8	138	151	151	147	(4)	113	113	188	No

# **Nitrogen Dioxide (NO<sub>2</sub>) 1-Hour NAAQS**

RECEPTOR ID	MAX CONC. (µg/m <sup>3</sup> )								CONSTRUCTION INCREMENTAL DIFFERENCE				
	NO ACTION	PHASE 1 (YEAR 1)	PHASE 2 (YEAR 1)	CONSTR EQUIPMENT	PROJECT (YEAR 1)	PROJECT (YEAR 2)	PROJECT (YEAR 3)	3 YEAR AVERAGE	PROJECT INCREASE	AMBIENT	TOTAL	THRESHOLD	EXCEEDS?
Receptor_276	149	132	134	2.3	136	149	149	145	(4)	113	113	188	No
Receptor_277	149	133	133	2.0	135	149	149	145	(5)	113	113	188	No
Receptor_278	146	133	136	1.8	138	146	146	144	(3)	113	113	188	No
Receptor_279	149	128	130	1.6	132	149	149	143	(6)	113	113	188	No
Receptor_280	149	126	130	1.4	131	149	149	143	(6)	113	113	188	No
Receptor_281	152	129	128	1.3	130	152	152	145	(7)	113	113	188	No
Receptor_282	151	131	130	1.2	132	151	151	145	(6)	113	113	188	No
Receptor_283	151	129	129	1.1	130	151	151	144	(7)	113	113	188	No
Receptor_284	150	130	130	1.0	131	150	150	144	(6)	113	113	188	No
Receptor_285	149	129	129	1.0	130	149	149	142	(6)	113	113	188	No
Receptor_286	154	133	132	1.0	134	154	154	148	(7)	113	113	188	No
Receptor_287	160	136	136	1.0	137	160	160	152	(8)	113	113	188	No
Receptor_288	165	143	143	1.0	144	165	165	158	(7)	113	113	188	No
Receptor_289	164	142	141	0.9	143	164	164	157	(7)	113	113	188	No
Receptor_290	160	136	135	0.9	137	160	160	152	(8)	113	113	188	No
Receptor_291	156	130	130	0.9	131	156	156	148	(8)	113	113	188	No
Receptor_292	151	125	124	0.8	126	151	151	143	(8)	113	113	188	No
Receptor_293	147	123	123	0.8	124	147	147	139	(8)	113	113	188	No
Receptor_294	146	122	122	0.8	123	146	146	138	(8)	113	113	188	No
Receptor_295	145	120	120	0.8	121	145	145	137	(8)	113	113	188	No
Receptor_296	143	119	119	0.8	120	143	143	135	(8)	113	113	188	No
Receptor_297	140	118	119	0.7	120	140	140	133	(7)	113	113	188	No
Receptor_298	139	119	120	0.7	120	139	139	132	(6)	113	113	188	No
Receptor_299	137	117	118	0.7	119	137	137	131	(6)	113	113	188	No
Receptor_300	136	114	115	0.7	116	136	136	129	(7)	113	113	188	No
Receptor_301	134	113	113	0.7	114	134	134	128	(7)	113	113	188	No
Receptor_302	133	114	115	0.7	115	133	133	127	(6)	113	113	188	No
Receptor_303	133	114	113	0.7	114	133	133	127	(6)	113	113	188	No
Receptor_304	129	111	111	0.7	112	129	129	123	(6)	113	113	188	No
Receptor_305	129	109	110	0.7	110	129	129	123	(6)	113	113	188	No
Receptor_306	128	107	108	0.7	109	128	128	122	(7)	113	113	188	No
Receptor_307	126	106	106	0.7	107	126	126	120	(6)	113	113	188	No
Receptor_308	123	103	104	0.7	104	123	123	117	(6)	113	113	188	No
Receptor_309	122	102	102	0.7	103	122	122	116	(6)	113	113	188	No
Receptor_310	120	100	101	0.7	102	120	120	114	(6)	113	113	188	No
Receptor_311	119	99	100	0.7	100	119	119	113	(6)	113	113	188	No
Receptor_312	117	98	98	0.7	99	117	117	111	(6)	113	113	188	No
Receptor_313	117	97	98	0.7	98	117	117	110	(6)	113	113	188	No
Receptor_314	117	96	97	0.7	98	117	117	110	(6)	113	113	188	No
Receptor_315	116	95	95	0.7	96	116	116	109	(7)	113	113	188	No
Receptor_316	115	95	93	0.7	95	115	115	109	(7)	113	113	188	No
Receptor_317	114	93	93	0.7	94	114	114	107	(7)	113	113	188	No
Receptor_318	113	93	92	0.7	93	113	113	106	(7)	113	113	188	No
Receptor_319	112	92	90	0.7	92	112	112	105	(7)	113	113	188	No
Receptor_320	111	91	90	0.7	91	111	111	105	(7)	113	113	188	No
Receptor_321	111	90	89	0.6	90	111	111	104	(7)	113	113	188	No
Receptor_322	110	89	88	0.6	90	110	110	103	(7)	113	113	188	No
Receptor_323	109	88	87	0.6	89	109	109	102	(6)	113	113	188	No
Receptor_324	107	88	86	0.6	88	107	107	101	(6)	113	113	188	No
Receptor_325	106	86	85	0.6	87	106	106	100	(7)	113	113	188	No
Receptor_326	105	85	84	0.6	86	105	105	99	(7)	113	113	188	No
Receptor_327	148	129	128	3.3	132	148	148	143	(5)	113	113	188	No

# Nitrogen Dioxide (NO<sub>2</sub>) Annual

RECEPTOR ID	MAX CONC. (µg/m <sup>3</sup> )					CONSTRUCTION INCREMENTAL DIFFERENCE				
	NO ACTION	CONSTR PHASE 1	CONSTR PHASE 2	CONSTR EQUIPMENT	MAX CONSTR	PROJECT INCREASE	AMBIENT	TOTAL	THRESHOLD	EXCEEDS?
Receptor_1	7	6	6	0.0	6	(1)	24	24	57	No
Receptor_2	7	6	6	0.0	6	(1)	24	24	57	No
Receptor_3	7	6	6	0.0	6	(1)	24	24	57	No
Receptor_4	7	6	6	0.0	6	(1)	24	24	57	No
Receptor_5	8	6	6	0.0	6	(1)	24	24	57	No
Receptor_6	8	6	6	0.0	6	(1)	24	24	57	No
Receptor_7	8	6	6	0.0	7	(1)	24	24	57	No
Receptor_8	8	7	6	0.0	7	(1)	24	24	57	No
Receptor_9	8	7	6	0.0	7	(1)	24	24	57	No
Receptor_10	8	7	6	0.0	7	(1)	24	24	57	No
Receptor_11	8	7	6	0.0	7	(1)	24	24	57	No
Receptor_12	8	7	6	0.0	7	(1)	24	24	57	No
Receptor_13	8	7	6	0.0	7	(1)	24	24	57	No
Receptor_14	8	6	6	0.0	7	(1)	24	24	57	No
Receptor_15	8	6	6	0.0	6	(1)	24	24	57	No
Receptor_16	8	6	6	0.0	6	(1)	24	24	57	No
Receptor_17	8	6	6	0.0	6	(1)	24	24	57	No
Receptor_18	8	6	6	0.0	6	(1)	24	24	57	No
Receptor_19	8	6	6	0.0	6	(1)	24	24	57	No
Receptor_20	7	6	6	0.0	6	(1)	24	24	57	No
Receptor_21	7	6	6	0.0	6	(1)	24	24	57	No
Receptor_22	7	6	6	0.0	6	(1)	24	24	57	No
Receptor_23	7	6	5	0.0	6	(1)	24	24	57	No
Receptor_24	7	5	5	0.0	6	(1)	24	24	57	No
Receptor_25	7	5	5	0.0	5	(1)	24	24	57	No
Receptor_26	6	5	5	0.0	5	(1)	24	24	57	No
Receptor_27	6	5	5	0.0	5	(1)	24	24	57	No
Receptor_28	6	5	5	0.0	5	(1)	24	24	57	No
Receptor_29	6	5	5	0.0	5	(1)	24	24	57	No
Receptor_30	6	5	5	0.0	5	(1)	24	24	57	No
Receptor_31	7	5	5	0.0	5	(1)	24	24	57	No
Receptor_32	7	5	5	0.0	5	(1)	24	24	57	No
Receptor_33	7	5	5	0.1	5	(1)	24	24	57	No
Receptor_34	7	5	5	0.1	5	(1)	24	24	57	No
Receptor_35	7	5	5	0.1	6	(1)	24	24	57	No
Receptor_36	7	6	5	0.1	6	(1)	24	24	57	No
Receptor_37	7	6	5	0.1	6	(1)	24	24	57	No
Receptor_38	7	6	5	0.1	6	(1)	24	24	57	No
Receptor_39	7	6	6	0.1	6	(1)	24	24	57	No
Receptor_40	7	6	6	0.2	6	(1)	24	24	57	No
Receptor_41	8	6	6	0.2	6	(1)	24	24	57	No
Receptor_42	8	6	6	0.2	6	(1)	24	24	57	No
Receptor_43	8	6	6	0.2	6	(1)	24	24	57	No
Receptor_44	8	6	6	0.2	6	(1)	24	24	57	No
Receptor_45	8	6	6	0.1	6	(1)	24	24	57	No
Receptor_46	8	6	6	0.2	7	(2)	24	24	57	No
Receptor_47	9	7	6	0.3	7	(2)	24	24	57	No
Receptor_48	8	7	6	0.2	7	(2)	24	24	57	No
Receptor_49	9	7	7	0.3	7	(2)	24	24	57	No
Receptor_50	9	7	7	0.3	7	(2)	24	24	57	No
Receptor_51	9	7	7	0.2	7	(2)	24	24	57	No
Receptor_52	9	7	7	0.2	7	(2)	24	24	57	No
Receptor_53	8	6	6	0.1	7	(2)	24	24	57	No
Receptor_54	8	6	6	0.1	6	(2)	24	24	57	No
Receptor_55	8	6	6	0.1	6	(1)	24	24	57	No

# Nitrogen Dioxide (NO<sub>2</sub>) Annual

RECEPTOR ID	MAX CONC. (µg/m <sup>3</sup> )					CONSTRUCTION INCREMENTAL DIFFERENCE				
	NO ACTION	CONSTR PHASE 1	CONSTR PHASE 2	CONSTR EQUIPMENT	MAX CONSTR	PROJECT INCREASE	AMBIENT	TOTAL	THRESHOLD	EXCEEDS?
Receptor_56	7	6	6	0.1	6	(1)	24	24	57	No
Receptor_57	8	6	6	0.1	6	(2)	24	24	57	No
Receptor_58	8	6	6	0.1	6	(2)	24	24	57	No
Receptor_59	8	6	6	0.1	7	(2)	24	24	57	No
Receptor_60	9	7	7	0.1	7	(2)	24	24	57	No
Receptor_61	9	7	7	0.2	7	(2)	24	24	57	No
Receptor_62	9	7	7	0.2	8	(2)	24	24	57	No
Receptor_63	10	8	8	0.2	8	(2)	24	24	57	No
Receptor_64	11	8	8	0.3	8	(2)	24	24	57	No
Receptor_65	11	8	8	0.3	9	(2)	24	24	57	No
Receptor_66	11	9	8	0.3	9	(2)	24	24	57	No
Receptor_67	12	9	9	0.3	9	(2)	24	24	57	No
Receptor_68	12	9	9	0.3	10	(2)	24	24	57	No
Receptor_69	13	10	10	0.4	11	(3)	24	24	57	No
Receptor_70	13	10	10	0.3	10	(3)	24	24	57	No
Receptor_71	13	10	10	0.3	10	(3)	24	24	57	No
Receptor_72	13	10	9	0.2	10	(3)	24	24	57	No
Receptor_73	13	10	9	0.2	10	(3)	24	24	57	No
Receptor_74	12	10	9	0.1	10	(3)	24	24	57	No
Receptor_75	12	9	9	0.1	9	(3)	24	24	57	No
Receptor_76	14	11	10	0.1	11	(3)	24	24	57	No
Receptor_77	13	10	10	0.1	11	(3)	24	24	57	No
Receptor_78	13	10	10	0.1	10	(3)	24	24	57	No
Receptor_79	15	12	11	0.1	12	(3)	24	24	57	No
Receptor_80	17	13	13	0.1	13	(4)	24	24	57	No
Receptor_81	20	16	15	0.1	16	(4)	24	24	57	No
Receptor_82	19	15	14	0.1	15	(4)	24	24	57	No
Receptor_83	17	14	13	0.1	14	(4)	24	24	57	No
Receptor_84	15	12	11	0.1	12	(3)	24	24	57	No
Receptor_85	13	10	10	0.1	10	(3)	24	24	57	No
Receptor_86	12	9	9	0.1	9	(2)	24	24	57	No
Receptor_87	11	9	9	0.1	9	(2)	24	24	57	No
Receptor_88	11	9	8	0.1	9	(2)	24	24	57	No
Receptor_89	11	8	8	0.1	8	(2)	24	24	57	No
Receptor_90	10	8	8	0.1	8	(2)	24	24	57	No
Receptor_91	9	7	7	0.1	7	(2)	24	24	57	No
Receptor_92	8	7	6	0.0	7	(2)	24	24	57	No
Receptor_93	8	7	7	0.0	7	(2)	24	24	57	No
Receptor_94	9	7	7	0.0	7	(2)	24	24	57	No
Receptor_95	9	7	7	0.0	7	(2)	24	24	57	No
Receptor_96	9	7	7	0.1	7	(2)	24	24	57	No
Receptor_97	9	7	7	0.1	7	(2)	24	24	57	No
Receptor_98	10	8	8	0.1	8	(2)	24	24	57	No
Receptor_99	11	9	9	0.1	9	(2)	24	24	57	No
Receptor_100	13	10	10	0.1	10	(3)	24	24	57	No
Receptor_101	13	11	10	0.1	11	(3)	24	24	57	No
Receptor_102	14	11	11	0.1	11	(3)	24	24	57	No
Receptor_103	14	11	11	0.1	11	(3)	24	24	57	No
Receptor_104	14	11	11	0.1	11	(3)	24	24	57	No
Receptor_105	15	12	11	0.1	12	(3)	24	24	57	No
Receptor_106	16	13	13	0.1	13	(3)	24	24	57	No
Receptor_107	18	14	14	0.1	14	(4)	24	24	57	No
Receptor_108	18	14	14	0.2	14	(4)	24	24	57	No
Receptor_109	17	13	13	0.2	14	(3)	24	24	57	No
Receptor_110	16	13	13	0.2	13	(3)	24	24	57	No



# **Nitrogen Dioxide (NO<sub>2</sub>) Annual**

RECEPTOR ID	MAX CONC. (µg/m <sup>3</sup> )					CONSTRUCTION INCREMENTAL DIFFERENCE				
	NO ACTION	CONSTR PHASE 1	CONSTR PHASE 2	CONSTR EQUIPMENT	MAX CONSTR	PROJECT INCREASE	AMBIENT	TOTAL	THRESHOLD	EXCEEDS?
Receptor_111	15	12	12	0.2	12	(3)	24	24	57	No
Receptor_112	15	12	12	0.2	12	(3)	24	24	57	No
Receptor_113	16	12	12	0.3	13	(3)	24	24	57	No
Receptor_114	16	13	12	0.5	13	(3)	24	24	57	No
Receptor_115	16	13	13	0.5	13	(3)	24	24	57	No
Receptor_116	17	13	13	0.4	14	(3)	24	24	57	No
Receptor_117	19	15	14	0.9	16	(3)	24	24	57	No
Receptor_118	22	17	16	1.2	18	(4)	24	24	57	No
Receptor_119	25	19	18	1.2	20	(5)	24	24	57	No
Receptor_120	29	21	21	0.7	22	(7)	24	24	57	No
Receptor_121	31	23	23	0.4	23	(8)	24	24	57	No
Receptor_122	34	24	25	0.3	25	(8)	24	24	57	No
Receptor_123	33	24	25	0.3	25	(8)	24	24	57	No
Receptor_124	32	23	25	0.2	25	(7)	24	24	57	No
Receptor_125	36	25	29	0.3	29	(6)	24	24	57	No
Receptor_126	35	25	28	0.2	29	(6)	24	24	57	No
Receptor_127	31	22	24	0.2	25	(6)	24	24	57	No
Receptor_128	28	20	21	0.2	22	(6)	24	24	57	No
Receptor_129	26	19	20	0.2	20	(6)	24	24	57	No
Receptor_130	26	19	20	0.2	20	(6)	24	24	57	No
Receptor_131	25	19	19	0.1	20	(6)	24	24	57	No
Receptor_132	24	17	18	0.1	18	(5)	24	24	57	No
Receptor_133	22	17	17	0.1	17	(5)	24	24	57	No
Receptor_134	21	16	16	0.1	16	(5)	24	24	57	No
Receptor_135	20	15	15	0.1	15	(4)	24	24	57	No
Receptor_136	19	14	15	0.1	15	(4)	24	24	57	No
Receptor_137	18	14	14	0.1	14	(4)	24	24	57	No
Receptor_138	19	14	15	0.1	15	(4)	24	24	57	No
Receptor_139	19	15	15	0.1	15	(4)	24	24	57	No
Receptor_140	20	15	15	0.1	15	(4)	24	24	57	No
Receptor_141	20	16	16	0.1	16	(4)	24	24	57	No
Receptor_142	20	15	16	0.1	16	(4)	24	24	57	No
Receptor_143	21	16	17	0.1	17	(4)	24	24	57	No
Receptor_144	22	17	18	0.1	18	(4)	24	24	57	No
Receptor_145	23	17	18	0.1	18	(4)	24	24	57	No
Receptor_146	22	17	18	0.1	18	(4)	24	24	57	No
Receptor_147	21	16	17	0.0	17	(4)	24	24	57	No
Receptor_148	21	16	17	0.0	17	(4)	24	24	57	No
Receptor_149	21	17	17	0.0	17	(4)	24	24	57	No
Receptor_150	22	17	18	0.0	18	(4)	24	24	57	No
Receptor_151	22	17	18	0.0	18	(4)	24	24	57	No
Receptor_152	23	18	18	0.0	18	(4)	24	24	57	No
Receptor_153	23	19	19	0.0	19	(4)	24	24	57	No
Receptor_154	24	19	19	0.0	19	(4)	24	24	57	No
Receptor_155	23	19	19	0.0	19	(4)	24	24	57	No
Receptor_156	23	18	19	0.0	19	(4)	24	24	57	No
Receptor_157	24	19	19	0.0	19	(4)	24	24	57	No
Receptor_158	24	19	20	0.0	20	(4)	24	24	57	No
Receptor_159	25	19	20	0.0	20	(5)	24	24	57	No
Receptor_160	25	20	20	0.0	21	(5)	24	24	57	No
Receptor_161	26	20	21	0.1	21	(5)	24	24	57	No
Receptor_162	27	21	21	0.1	22	(5)	24	24	57	No
Receptor_163	27	21	22	0.1	22	(5)	24	24	57	No
Receptor_164	28	22	23	0.1	23	(5)	24	24	57	No
Receptor_165	29	22	24	0.1	24	(5)	24	24	57	No

# Nitrogen Dioxide (NO<sub>2</sub>) Annual

RECEPTOR ID	MAX CONC. (µg/m <sup>3</sup> )					CONSTRUCTION INCREMENTAL DIFFERENCE				
	NO ACTION	CONSTR PHASE 1	CONSTR PHASE 2	CONSTR EQUIPMENT	MAX CONSTR	PROJECT INCREASE	AMBIENT	TOTAL	THRESHOLD	EXCEEDS?
Receptor_166	31	23	25	0.1	25	(6)	24	24	57	No
Receptor_167	32	24	26	0.1	27	(6)	24	24	57	No
Receptor_168	34	25	28	0.2	28	(6)	24	24	57	No
Receptor_169	35	26	29	0.2	29	(6)	24	24	57	No
Receptor_170	34	25	27	0.2	27	(7)	24	24	57	No
Receptor_171	32	25	25	0.1	26	(6)	24	24	57	No
Receptor_172	30	24	25	0.1	25	(6)	24	24	57	No
Receptor_173	30	25	25	0.1	25	(5)	24	24	57	No
Receptor_174	30	25	25	0.1	25	(5)	24	24	57	No
Receptor_175	30	24	25	0.1	25	(5)	24	24	57	No
Receptor_176	30	24	25	0.1	25	(5)	24	24	57	No
Receptor_177	30	24	25	0.1	25	(5)	24	24	57	No
Receptor_178	30	24	24	0.0	24	(5)	24	24	57	No
Receptor_179	29	24	24	0.0	24	(5)	24	24	57	No
Receptor_180	29	24	24	0.0	24	(5)	24	24	57	No
Receptor_181	29	24	24	0.0	24	(5)	24	24	57	No
Receptor_182	29	23	24	0.0	24	(5)	24	24	57	No
Receptor_183	28	23	24	0.0	24	(5)	24	24	57	No
Receptor_184	28	23	23	0.0	23	(5)	24	24	57	No
Receptor_185	28	23	23	0.0	23	(5)	24	24	57	No
Receptor_186	27	22	23	0.0	23	(5)	24	24	57	No
Receptor_187	27	22	22	0.0	22	(5)	24	24	57	No
Receptor_188	27	22	22	0.0	22	(5)	24	24	57	No
Receptor_189	26	22	22	0.0	22	(5)	24	24	57	No
Receptor_190	26	21	22	0.0	22	(5)	24	24	57	No
Receptor_191	25	20	20	0.0	20	(4)	24	24	57	No
Receptor_192	24	19	19	0.0	19	(4)	24	24	57	No
Receptor_193	23	18	19	0.0	19	(4)	24	24	57	No
Receptor_194	22	18	18	0.0	18	(4)	24	24	57	No
Receptor_195	21	17	17	0.0	17	(4)	24	24	57	No
Receptor_196	21	17	17	0.0	17	(4)	24	24	57	No
Receptor_197	20	16	16	0.0	16	(4)	24	24	57	No
Receptor_198	20	16	16	0.0	16	(4)	24	24	57	No
Receptor_199	19	15	16	0.0	16	(3)	24	24	57	No
Receptor_200	19	15	15	0.0	15	(3)	24	24	57	No
Receptor_201	18	15	15	0.0	15	(3)	24	24	57	No
Receptor_202	18	14	15	0.0	15	(3)	24	24	57	No
Receptor_203	18	14	15	0.0	15	(3)	24	24	57	No
Receptor_204	18	14	14	0.0	14	(3)	24	24	57	No
Receptor_205	17	14	14	0.0	14	(3)	24	24	57	No
Receptor_206	17	14	14	0.0	14	(3)	24	24	57	No
Receptor_207	17	14	14	0.0	14	(3)	24	24	57	No
Receptor_208	17	14	14	0.0	14	(3)	24	24	57	No
Receptor_209	17	14	14	0.0	14	(3)	24	24	57	No
Receptor_210	17	14	14	0.0	14	(3)	24	24	57	No
Receptor_211	18	15	15	0.0	15	(3)	24	24	57	No
Receptor_212	19	15	15	0.0	15	(3)	24	24	57	No
Receptor_213	20	16	16	0.0	16	(4)	24	24	57	No
Receptor_214	20	16	17	0.0	17	(4)	24	24	57	No
Receptor_215	21	17	17	0.0	17	(4)	24	24	57	No
Receptor_216	22	18	18	0.0	18	(4)	24	24	57	No
Receptor_217	23	18	19	0.0	19	(4)	24	24	57	No
Receptor_218	23	19	19	0.0	19	(4)	24	24	57	No
Receptor_219	24	20	20	0.0	20	(4)	24	24	57	No
Receptor_220	25	20	20	0.0	20	(5)	24	24	57	No

# Nitrogen Dioxide (NO<sub>2</sub>) Annual

RECEPTOR ID	MAX CONC. (µg/m <sup>3</sup> )					CONSTRUCTION INCREMENTAL DIFFERENCE				
	NO ACTION	CONSTR PHASE 1	CONSTR PHASE 2	CONSTR EQUIPMENT	MAX CONSTR	PROJECT INCREASE	AMBIENT	TOTAL	THRESHOLD	EXCEEDS?
Receptor_221	26	21	21	0.0	21	(5)	24	24	57	No
Receptor_222	26	21	21	0.0	21	(5)	24	24	57	No
Receptor_223	26	21	21	0.0	21	(5)	24	24	57	No
Receptor_224	26	21	21	0.0	21	(5)	24	24	57	No
Receptor_225	26	21	21	0.0	21	(5)	24	24	57	No
Receptor_226	25	20	20	0.0	20	(4)	24	24	57	No
Receptor_227	28	23	23	0.0	23	(5)	24	24	57	No
Receptor_228	30	25	25	0.0	25	(5)	24	24	57	No
Receptor_229	34	28	28	0.0	28	(6)	24	24	57	No
Receptor_230	34	28	28	0.0	28	(6)	24	24	57	No
Receptor_231	34	28	28	0.0	28	(6)	24	24	57	No
Receptor_232	38	31	32	0.0	32	(6)	24	24	57	No
Receptor_233	43	36	36	0.0	36	(8)	24	24	57	No
Receptor_234	51	41	41	0.0	41	(10)	24	24	57	No
Receptor_235	52	42	42	0.0	42	(9)	24	24	57	No
Receptor_236	66	52	52	0.0	52	(14)	24	24	57	No
Receptor_237	60	47	47	0.0	47	(13)	24	24	57	No
Receptor_238	53	42	42	0.0	42	(11)	24	24	57	No
Receptor_239	48	38	38	0.0	38	(9)	24	24	57	No
Receptor_240	49	39	39	0.1	39	(10)	24	24	57	No
Receptor_241	43	34	34	0.1	34	(8)	24	24	57	No
Receptor_242	38	31	31	0.1	31	(7)	24	24	57	No
Receptor_243	34	28	28	0.1	28	(6)	24	24	57	No
Receptor_244	31	26	26	0.1	26	(5)	24	24	57	No
Receptor_245	28	23	23	0.0	23	(5)	24	24	57	No
Receptor_246	27	22	22	0.1	22	(5)	24	24	57	No
Receptor_247	25	21	21	0.1	21	(4)	24	24	57	No
Receptor_248	22	19	19	0.1	19	(4)	24	24	57	No
Receptor_249	20	16	17	0.1	17	(3)	24	24	57	No
Receptor_250	17	14	15	0.1	15	(2)	24	24	57	No
Receptor_251	15	13	13	0.1	13	(2)	24	24	57	No
Receptor_252	12	11	11	0.1	11	(1)	24	24	57	No
Receptor_253	13	11	11	0.2	11	(1)	24	24	57	No
Receptor_254	13	11	12	0.2	12	(1)	24	24	57	No
Receptor_255	13	12	12	0.3	12	(1)	24	24	57	No
Receptor_256	15	13	13	0.2	14	(2)	24	24	57	No
Receptor_257	18	15	15	0.2	15	(2)	24	24	57	No
Receptor_258	18	16	16	0.2	16	(2)	24	24	57	No
Receptor_259	16	14	14	0.3	14	(2)	24	24	57	No
Receptor_260	13	12	12	0.4	12	(1)	24	24	57	No
Receptor_261	14	12	12	0.5	13	(1)	24	24	57	No
Receptor_262	14	12	12	0.8	13	(1)	24	24	57	No
Receptor_263	12	11	11	1.1	12	0	24	25	57	No
Receptor_264	10	9	9	1.2	10	0	24	25	57	No
Receptor_265	9	8	8	1.0	9	0	24	25	57	No
Receptor_266	8	7	7	0.6	8	0	24	24	57	No
Receptor_267	8	7	7	0.9	8	0	24	25	57	No
Receptor_268	8	7	7	1.2	9	1	24	25	57	No
Receptor_269	8	8	8	0.8	8	0	24	24	57	No
Receptor_270	9	8	8	0.3	8	(0)	24	24	57	No
Receptor_271	9	8	8	0.2	8	(1)	24	24	57	No
Receptor_272	9	8	9	0.1	9	(1)	24	24	57	No
Receptor_273	10	9	9	0.1	9	(1)	24	24	57	No
Receptor_274	10	9	9	0.1	9	(1)	24	24	57	No
Receptor_275	11	9	9	0.1	9	(1)	24	24	57	No

# Nitrogen Dioxide (NO<sub>2</sub>) Annual

RECEPTOR ID	MAX CONC. (µg/m <sup>3</sup> )					CONSTRUCTION INCREMENTAL DIFFERENCE				
	NO ACTION	CONSTR PHASE 1	CONSTR PHASE 2	CONSTR EQUIPMENT	MAX CONSTR	PROJECT INCREASE	AMBIENT	TOTAL	THRESHOLD	EXCEEDS?
Receptor_276	11	10	10	0.1	10	(1)	24	24	57	No
Receptor_277	11	10	10	0.0	10	(1)	24	24	57	No
Receptor_278	12	10	10	0.0	10	(1)	24	24	57	No
Receptor_279	12	10	11	0.0	11	(1)	24	24	57	No
Receptor_280	12	11	11	0.0	11	(1)	24	24	57	No
Receptor_281	12	11	11	0.0	11	(1)	24	24	57	No
Receptor_282	13	11	11	0.0	11	(1)	24	24	57	No
Receptor_283	13	11	11	0.0	11	(1)	24	24	57	No
Receptor_284	13	11	11	0.0	12	(1)	24	24	57	No
Receptor_285	13	12	12	0.0	12	(1)	24	24	57	No
Receptor_286	15	13	13	0.0	13	(1)	24	24	57	No
Receptor_287	17	15	15	0.0	15	(2)	24	24	57	No
Receptor_288	19	17	17	0.0	17	(2)	24	24	57	No
Receptor_289	19	17	17	0.0	17	(2)	24	24	57	No
Receptor_290	17	15	15	0.0	15	(2)	24	24	57	No
Receptor_291	15	14	14	0.0	14	(2)	24	24	57	No
Receptor_292	14	12	12	0.0	12	(2)	24	24	57	No
Receptor_293	14	12	12	0.0	12	(2)	24	24	57	No
Receptor_294	14	12	12	0.0	12	(2)	24	24	57	No
Receptor_295	14	12	12	0.0	12	(2)	24	24	57	No
Receptor_296	14	12	12	0.0	12	(2)	24	24	57	No
Receptor_297	14	12	12	0.0	12	(2)	24	24	57	No
Receptor_298	13	12	12	0.0	12	(2)	24	24	57	No
Receptor_299	13	12	12	0.0	12	(2)	24	24	57	No
Receptor_300	13	11	12	0.0	12	(2)	24	24	57	No
Receptor_301	13	11	11	0.0	11	(2)	24	24	57	No
Receptor_302	13	11	11	0.0	11	(2)	24	24	57	No
Receptor_303	13	11	11	0.0	11	(2)	24	24	57	No
Receptor_304	13	11	11	0.0	11	(2)	24	24	57	No
Receptor_305	13	11	11	0.0	11	(2)	24	24	57	No
Receptor_306	13	11	11	0.0	11	(2)	24	24	57	No
Receptor_307	12	11	11	0.0	11	(2)	24	24	57	No
Receptor_308	12	10	10	0.0	10	(2)	24	24	57	No
Receptor_309	12	10	10	0.0	10	(2)	24	24	57	No
Receptor_310	12	10	10	0.0	10	(2)	24	24	57	No
Receptor_311	11	9	9	0.0	9	(2)	24	24	57	No
Receptor_312	11	9	9	0.0	9	(2)	24	24	57	No
Receptor_313	10	9	9	0.0	9	(2)	24	24	57	No
Receptor_314	10	8	8	0.0	9	(2)	24	24	57	No
Receptor_315	10	8	8	0.0	8	(2)	24	24	57	No
Receptor_316	9	8	8	0.0	8	(1)	24	24	57	No
Receptor_317	9	8	8	0.0	8	(1)	24	24	57	No
Receptor_318	9	7	7	0.0	7	(1)	24	24	57	No
Receptor_319	9	7	7	0.0	7	(1)	24	24	57	No
Receptor_320	8	7	7	0.0	7	(1)	24	24	57	No
Receptor_321	8	7	7	0.0	7	(1)	24	24	57	No
Receptor_322	8	7	7	0.0	7	(1)	24	24	57	No
Receptor_323	8	6	6	0.0	6	(1)	24	24	57	No
Receptor_324	7	6	6	0.0	6	(1)	24	24	57	No
Receptor_325	7	6	6	0.0	6	(1)	24	24	57	No
Receptor_326	7	6	6	0.0	6	(1)	24	24	57	No
Receptor_327	31	26	27	0.1	27	(4)	24	24	57	No

**Sulfur Dioxide (SO<sub>2</sub>) 1-Hr CAAQS**

RECEPTOR ID	MAX CONC. (µg/m <sup>3</sup> )					CONSTRUCTION INCREMENTAL DIFFERENCE				
	NO ACTION	CONSTR PHASE 1	CONSTR PHASE 2	CONSTR EQUIPMENT	MAX CONSTR	PROJECT INCREASE	AMBIENT	TOTAL	THRESHOLD	EXCEEDS?
Receptor_1	32	34	34	34	0.0	2	68	70	655	No
Receptor_2	34	36	36	36	0.0	2	68	70	655	No
Receptor_3	38	40	40	40	0.0	2	68	70	655	No
Receptor_4	42	44	44	44	0.0	2	68	70	655	No
Receptor_5	45	47	47	47	0.0	2	68	70	655	No
Receptor_6	46	48	48	48	0.0	2	68	70	655	No
Receptor_7	46	47	47	47	0.0	2	68	70	655	No
Receptor_8	44	45	48	48	0.0	4	68	72	655	No
Receptor_9	41	45	47	47	0.0	6	68	74	655	No
Receptor_10	40	43	46	46	0.0	6	68	74	655	No
Receptor_11	39	42	44	44	0.0	6	68	73	655	No
Receptor_12	37	40	42	42	0.0	5	68	73	655	No
Receptor_13	37	39	41	41	0.0	5	68	72	655	No
Receptor_14	37	39	41	41	0.0	4	68	72	655	No
Receptor_15	38	39	41	41	0.0	3	68	71	655	No
Receptor_16	39	40	41	41	0.0	2	68	70	655	No
Receptor_17	41	41	42	42	0.0	1	68	69	655	No
Receptor_18	42	42	42	42	0.0	0	68	68	655	No
Receptor_19	43	42	42	42	0.0	(1)	68	68	655	No
Receptor_20	42	41	40	41	0.0	(1)	68	68	655	No
Receptor_21	40	38	38	38	0.0	(1)	68	68	655	No
Receptor_22	36	35	34	35	0.0	(1)	68	68	655	No
Receptor_23	33	34	33	34	0.0	1	68	69	655	No
Receptor_24	32	34	34	34	0.0	1	68	69	655	No
Receptor_25	33	35	35	35	0.0	2	68	70	655	No
Receptor_26	34	36	35	36	0.0	2	68	70	655	No
Receptor_27	34	36	36	36	0.0	2	68	70	655	No
Receptor_28	35	37	36	37	0.0	2	68	70	655	No
Receptor_29	35	37	37	37	0.0	2	68	70	655	No
Receptor_30	36	38	38	38	0.0	2	68	70	655	No
Receptor_31	37	39	39	39	0.0	2	68	70	655	No
Receptor_32	38	41	40	41	0.0	2	68	70	655	No
Receptor_33	39	41	41	41	0.0	2	68	70	655	No
Receptor_34	40	42	42	42	0.0	2	68	70	655	No
Receptor_35	42	44	43	44	0.0	2	68	70	655	No
Receptor_36	43	46	45	46	0.0	3	68	70	655	No
Receptor_37	44	47	46	47	0.0	3	68	70	655	No
Receptor_38	45	47	46	47	0.0	3	68	70	655	No
Receptor_39	44	47	46	47	0.0	3	68	70	655	No
Receptor_40	47	49	48	49	0.0	3	68	71	655	No
Receptor_41	47	50	49	50	0.0	3	68	71	655	No
Receptor_42	48	51	50	51	0.0	3	68	71	655	No
Receptor_43	47	49	47	49	0.0	2	68	70	655	No
Receptor_44	47	48	48	48	0.0	0	68	68	655	No
Receptor_45	48	47	48	48	0.0	0	68	68	655	No
Receptor_46	50	50	50	50	0.0	1	68	68	655	No
Receptor_47	52	55	53	55	0.0	3	68	70	655	No
Receptor_48	52	53	53	53	0.0	1	68	68	655	No
Receptor_49	54	56	55	56	0.0	2	68	70	655	No
Receptor_50	55	56	56	56	0.0	1	68	68	655	No
Receptor_51	54	53	54	54	0.0	0	68	68	655	No
Receptor_52	51	53	51	53	0.0	2	68	69	655	No
Receptor_53	49	51	48	51	0.0	3	68	70	655	No
Receptor_54	47	49	46	49	0.0	2	68	70	655	No
Receptor_55	45	47	44	47	0.0	2	68	70	655	No

**Sulfur Dioxide (SO<sub>2</sub>) 1-Hr CAAQS**

RECEPTOR ID	MAX CONC. (µg/m <sup>3</sup> )					CONSTRUCTION INCREMENTAL DIFFERENCE				
	NO ACTION	CONSTR PHASE 1	CONSTR PHASE 2	CONSTR EQUIPMENT	MAX CONSTR	PROJECT INCREASE	AMBIENT	TOTAL	THRESHOLD	EXCEEDS?
Receptor_56	44	46	43	46	0.0	2	68	70	655	No
Receptor_57	45	47	45	47	0.0	2	68	70	655	No
Receptor_58	46	48	48	48	0.0	2	68	70	655	No
Receptor_59	50	52	49	52	0.0	3	68	70	655	No
Receptor_60	52	54	52	54	0.0	3	68	71	655	No
Receptor_61	54	56	56	56	0.0	3	68	71	655	No
Receptor_62	57	59	61	61	0.0	3	68	71	655	No
Receptor_63	62	64	66	66	0.0	4	68	71	655	No
Receptor_64	67	70	71	71	0.0	4	68	72	655	No
Receptor_65	71	74	75	75	0.0	4	68	72	655	No
Receptor_66	75	78	79	79	0.0	4	68	72	655	No
Receptor_67	78	81	82	82	0.0	4	68	72	655	No
Receptor_68	80	83	84	84	0.0	4	68	72	655	No
Receptor_69	86	89	91	91	0.0	4	68	72	655	No
Receptor_70	82	85	86	86	0.0	4	68	72	655	No
Receptor_71	78	79	80	80	0.0	2	68	70	655	No
Receptor_72	77	73	74	74	0.0	(3)	68	68	655	No
Receptor_73	73	68	69	69	0.0	(4)	68	68	655	No
Receptor_74	66	64	65	65	0.0	(2)	68	68	655	No
Receptor_75	61	61	61	61	0.0	0	68	68	655	No
Receptor_76	63	64	65	65	0.0	2	68	70	655	No
Receptor_77	61	63	63	63	0.0	2	68	70	655	No
Receptor_78	60	61	62	62	0.0	2	68	70	655	No
Receptor_79	64	65	66	66	0.0	2	68	70	655	No
Receptor_80	68	69	70	70	0.0	2	68	70	655	No
Receptor_81	73	75	75	75	0.0	2	68	70	655	No
Receptor_82	71	72	72	72	0.0	2	68	70	655	No
Receptor_83	68	69	69	69	0.0	2	68	70	655	No
Receptor_84	63	64	64	64	0.0	2	68	70	655	No
Receptor_85	59	60	60	60	0.0	2	68	70	655	No
Receptor_86	55	56	57	57	0.0	2	68	70	655	No
Receptor_87	53	54	55	55	0.0	2	68	69	655	No
Receptor_88	52	52	53	53	0.0	1	68	69	655	No
Receptor_89	51	50	50	50	0.0	(1)	68	68	655	No
Receptor_90	49	46	47	47	0.0	(2)	68	68	655	No
Receptor_91	47	44	43	44	0.0	(3)	68	68	655	No
Receptor_92	45	42	40	42	0.0	(3)	68	68	655	No
Receptor_93	46	42	40	42	0.0	(4)	68	68	655	No
Receptor_94	47	42	40	42	0.0	(4)	68	68	655	No
Receptor_95	47	42	40	42	0.0	(5)	68	68	655	No
Receptor_96	48	42	40	42	0.0	(6)	68	68	655	No
Receptor_97	49	42	40	42	0.0	(7)	68	68	655	No
Receptor_98	52	45	43	45	0.0	(7)	68	68	655	No
Receptor_99	55	48	45	48	0.0	(7)	68	68	655	No
Receptor_100	58	51	49	51	0.0	(7)	68	68	655	No
Receptor_101	60	51	50	51	0.0	(8)	68	68	655	No
Receptor_102	61	53	51	53	0.0	(8)	68	68	655	No
Receptor_103	62	54	53	54	0.0	(7)	68	68	655	No
Receptor_104	61	56	54	56	0.0	(5)	68	68	655	No
Receptor_105	59	57	55	57	0.0	(2)	68	68	655	No
Receptor_106	62	61	58	61	0.0	(2)	68	68	655	No
Receptor_107	67	65	61	65	0.0	(2)	68	68	655	No
Receptor_108	68	65	61	65	0.0	(3)	68	68	655	No
Receptor_109	67	64	60	64	0.0	(3)	68	68	655	No
Receptor_110	67	63	59	63	0.0	(4)	68	68	655	No

**Sulfur Dioxide (SO<sub>2</sub>) 1-Hr CAAQS**

RECEPTOR ID	MAX CONC. (µg/m <sup>3</sup> )					CONSTRUCTION INCREMENTAL DIFFERENCE				
	NO ACTION	CONSTR PHASE 1	CONSTR PHASE 2	CONSTR EQUIPMENT	MAX CONSTR	PROJECT INCREASE	AMBIENT	TOTAL	THRESHOLD	EXCEEDS?
Receptor_111	62	59	56	59	0.0	(3)	68	68	655	No
Receptor_112	66	60	57	60	0.0	(5)	68	68	655	No
Receptor_113	69	59	58	59	0.0	(9)	68	68	655	No
Receptor_114	70	56	59	59	0.0	(11)	68	68	655	No
Receptor_115	68	56	58	58	0.0	(10)	68	68	655	No
Receptor_116	68	56	57	57	0.0	(11)	68	68	655	No
Receptor_117	73	59	60	60	0.0	(13)	68	68	655	No
Receptor_118	79	62	64	64	0.1	(15)	68	68	655	No
Receptor_119	84	65	68	68	0.1	(15)	68	68	655	No
Receptor_120	86	65	74	74	0.0	(12)	68	68	655	No
Receptor_121	79	70	77	77	0.0	(3)	68	68	655	No
Receptor_122	75	74	80	80	0.1	5	68	73	655	No
Receptor_123	74	72	76	76	0.1	3	68	71	655	No
Receptor_124	71	69	74	74	0.0	3	68	71	655	No
Receptor_125	92	80	83	83	0.1	(9)	68	68	655	No
Receptor_126	92	79	80	80	0.1	(11)	68	68	655	No
Receptor_127	72	64	73	73	0.0	1	68	69	655	No
Receptor_128	61	59	66	66	0.0	5	68	73	655	No
Receptor_129	59	58	61	61	0.0	2	68	70	655	No
Receptor_130	57	56	61	61	0.0	4	68	72	655	No
Receptor_131	55	54	60	60	0.0	6	68	74	655	No
Receptor_132	51	51	57	57	0.0	5	68	73	655	No
Receptor_133	48	48	53	53	0.0	5	68	73	655	No
Receptor_134	46	45	50	50	0.0	5	68	72	655	No
Receptor_135	43	43	47	47	0.0	4	68	72	655	No
Receptor_136	41	41	45	45	0.0	4	68	72	655	No
Receptor_137	39	39	43	43	0.0	4	68	72	655	No
Receptor_138	38	37	43	43	0.0	5	68	73	655	No
Receptor_139	36	35	41	41	0.0	5	68	73	655	No
Receptor_140	39	35	38	38	0.0	(1)	68	68	655	No
Receptor_141	46	41	42	42	0.0	(5)	68	68	655	No
Receptor_142	46	41	42	42	0.0	(4)	68	68	655	No
Receptor_143	52	46	49	49	0.0	(4)	68	68	655	No
Receptor_144	55	48	52	52	0.0	(3)	68	68	655	No
Receptor_145	55	47	53	53	0.0	(2)	68	68	655	No
Receptor_146	52	45	50	50	0.0	(2)	68	68	655	No
Receptor_147	49	43	47	47	0.0	(2)	68	68	655	No
Receptor_148	46	40	44	44	0.0	(2)	68	68	655	No
Receptor_149	42	37	41	41	0.0	(1)	68	68	655	No
Receptor_150	39	41	42	42	0.0	3	68	71	655	No
Receptor_151	44	46	47	47	0.0	3	68	71	655	No
Receptor_152	49	51	52	52	0.0	3	68	71	655	No
Receptor_153	53	56	56	56	0.0	3	68	71	655	No
Receptor_154	53	56	56	56	0.0	3	68	71	655	No
Receptor_155	50	52	53	53	0.0	3	68	71	655	No
Receptor_156	47	49	50	50	0.0	3	68	71	655	No
Receptor_157	44	46	47	47	0.0	3	68	71	655	No
Receptor_158	50	52	53	53	0.0	3	68	71	655	No
Receptor_159	49	51	52	52	0.0	3	68	71	655	No
Receptor_160	47	50	51	51	0.0	3	68	71	655	No
Receptor_161	45	47	48	48	0.0	3	68	71	655	No
Receptor_162	44	45	50	50	0.0	6	68	74	655	No
Receptor_163	47	45	54	54	0.0	7	68	75	655	No
Receptor_164	51	49	59	59	0.0	8	68	76	655	No
Receptor_165	56	53	64	64	0.0	9	68	77	655	No

**Sulfur Dioxide (SO<sub>2</sub>) 1-Hr CAAQS**

RECEPTOR ID	MAX CONC. (µg/m <sup>3</sup> )					CONSTRUCTION INCREMENTAL DIFFERENCE				
	NO ACTION	CONSTR PHASE 1	CONSTR PHASE 2	CONSTR EQUIPMENT	MAX CONSTR	PROJECT INCREASE	AMBIENT	TOTAL	THRESHOLD	EXCEEDS?
Receptor_166	61	58	70	70	0.0	10	68	77	655	No
Receptor_167	67	63	77	77	0.0	11	68	78	655	No
Receptor_168	74	70	85	85	0.1	11	68	79	655	No
Receptor_169	79	75	91	91	0.1	12	68	80	655	No
Receptor_170	71	70	74	74	0.1	3	68	71	655	No
Receptor_171	68	62	66	66	0.0	(2)	68	68	655	No
Receptor_172	62	59	59	59	0.0	(3)	68	68	655	No
Receptor_173	56	59	61	61	0.0	5	68	73	655	No
Receptor_174	59	63	64	64	0.0	5	68	73	655	No
Receptor_175	64	68	69	69	0.0	5	68	73	655	No
Receptor_176	68	72	73	73	0.0	5	68	73	655	No
Receptor_177	71	75	76	76	0.0	5	68	72	655	No
Receptor_178	73	77	78	78	0.0	4	68	72	655	No
Receptor_179	74	78	78	78	0.0	4	68	72	655	No
Receptor_180	74	77	78	78	0.0	4	68	72	655	No
Receptor_181	73	77	77	77	0.0	4	68	72	655	No
Receptor_182	72	76	76	76	0.0	4	68	72	655	No
Receptor_183	71	75	75	75	0.0	4	68	72	655	No
Receptor_184	70	74	74	74	0.0	4	68	71	655	No
Receptor_185	70	74	74	74	0.0	4	68	71	655	No
Receptor_186	70	74	74	74	0.0	3	68	71	655	No
Receptor_187	71	74	74	74	0.0	3	68	71	655	No
Receptor_188	73	77	77	77	0.0	4	68	72	655	No
Receptor_189	77	79	79	79	0.0	3	68	71	655	No
Receptor_190	76	79	79	79	0.0	3	68	71	655	No
Receptor_191	70	73	73	73	0.0	3	68	71	655	No
Receptor_192	64	67	67	67	0.0	3	68	71	655	No
Receptor_193	59	62	62	62	0.0	3	68	71	655	No
Receptor_194	55	58	58	58	0.0	3	68	71	655	No
Receptor_195	52	54	54	54	0.0	3	68	70	655	No
Receptor_196	49	51	51	51	0.0	3	68	70	655	No
Receptor_197	46	48	48	48	0.0	2	68	70	655	No
Receptor_198	43	45	46	46	0.0	2	68	70	655	No
Receptor_199	41	43	43	43	0.0	2	68	70	655	No
Receptor_200	39	41	41	41	0.0	2	68	70	655	No
Receptor_201	37	38	39	39	0.0	2	68	70	655	No
Receptor_202	36	38	39	39	0.0	2	68	70	655	No
Receptor_203	37	39	39	39	0.0	2	68	70	655	No
Receptor_204	37	39	39	39	0.0	2	68	70	655	No
Receptor_205	38	39	40	40	0.0	2	68	70	655	No
Receptor_206	38	40	40	40	0.0	2	68	70	655	No
Receptor_207	38	40	40	40	0.0	2	68	70	655	No
Receptor_208	39	41	41	41	0.0	2	68	70	655	No
Receptor_209	41	42	43	43	0.0	2	68	70	655	No
Receptor_210	44	46	46	46	0.0	2	68	70	655	No
Receptor_211	48	50	50	50	0.0	2	68	70	655	No
Receptor_212	53	56	56	56	0.0	2	68	70	655	No
Receptor_213	60	62	62	62	0.0	2	68	70	655	No
Receptor_214	67	69	69	69	0.0	2	68	70	655	No
Receptor_215	74	76	76	76	0.0	2	68	70	655	No
Receptor_216	79	81	81	81	0.0	2	68	70	655	No
Receptor_217	82	85	85	85	0.0	3	68	71	655	No
Receptor_218	82	85	84	85	0.0	3	68	71	655	No
Receptor_219	88	91	90	91	0.0	3	68	71	655	No
Receptor_220	92	95	95	95	0.0	3	68	71	655	No



**Sulfur Dioxide (SO<sub>2</sub>) 1-Hr CAAQS**

RECEPTOR ID	MAX CONC. (µg/m <sup>3</sup> )					CONSTRUCTION INCREMENTAL DIFFERENCE				
	NO ACTION	CONSTR PHASE 1	CONSTR PHASE 2	CONSTR EQUIPMENT	MAX CONSTR	PROJECT INCREASE	AMBIENT	TOTAL	THRESHOLD	EXCEEDS?
Receptor_221	92	95	95	95	0.0	3	68	71	655	No
Receptor_222	88	92	91	92	0.0	3	68	71	655	No
Receptor_223	84	87	87	87	0.0	3	68	71	655	No
Receptor_224	80	83	83	83	0.0	3	68	71	655	No
Receptor_225	77	81	81	81	0.0	3	68	71	655	No
Receptor_226	70	73	73	73	0.0	3	68	71	655	No
Receptor_227	87	90	90	90	0.0	4	68	71	655	No
Receptor_228	101	105	105	105	0.0	4	68	72	655	No
Receptor_229	122	127	127	127	0.0	5	68	73	655	No
Receptor_230	131	136	136	136	0.0	5	68	73	655	No
Receptor_231	138	143	142	143	0.0	5	68	73	655	No
Receptor_232	163	169	168	169	0.0	6	68	74	655	No
Receptor_233	196	202	201	202	0.0	6	68	74	655	No
Receptor_234	237	244	243	244	0.0	7	68	75	655	No
Receptor_235	236	245	243	245	0.0	8	68	76	655	No
Receptor_236	312	319	317	319	0.0	7	68	75	655	No
Receptor_237	252	256	255	256	0.0	4	68	72	655	No
Receptor_238	168	170	169	170	0.0	2	68	70	655	No
Receptor_239	134	145	142	145	0.0	11	68	79	655	No
Receptor_240	127	136	133	136	0.0	9	68	77	655	No
Receptor_241	104	111	109	111	0.0	7	68	75	655	No
Receptor_242	87	93	93	93	0.0	6	68	74	655	No
Receptor_243	74	80	82	82	0.0	7	68	75	655	No
Receptor_244	65	70	73	73	0.0	8	68	76	655	No
Receptor_245	54	60	62	62	0.0	9	68	77	655	No
Receptor_246	56	60	60	60	0.0	4	68	72	655	No
Receptor_247	61	63	62	63	0.0	3	68	71	655	No
Receptor_248	70	74	72	74	0.0	4	68	72	655	No
Receptor_249	72	76	75	76	0.0	5	68	73	655	No
Receptor_250	70	73	73	73	0.0	3	68	71	655	No
Receptor_251	73	77	77	77	0.0	3	68	71	655	No
Receptor_252	70	73	73	73	0.0	4	68	72	655	No
Receptor_253	71	75	75	75	0.0	4	68	72	655	No
Receptor_254	71	76	75	76	0.0	5	68	72	655	No
Receptor_255	70	75	75	75	0.0	5	68	73	655	No
Receptor_256	80	84	84	84	0.0	5	68	73	655	No
Receptor_257	89	93	93	93	0.0	4	68	72	655	No
Receptor_258	91	96	96	96	0.0	5	68	73	655	No
Receptor_259	80	85	85	85	0.0	5	68	73	655	No
Receptor_260	69	74	74	74	0.0	6	68	73	655	No
Receptor_261	68	74	74	74	0.0	6	68	74	655	No
Receptor_262	68	74	73	74	0.0	6	68	74	655	No
Receptor_263	60	66	65	66	0.1	6	68	74	655	No
Receptor_264	54	59	58	59	0.1	5	68	73	655	No
Receptor_265	48	53	52	53	0.1	4	68	72	655	No
Receptor_266	44	47	47	47	0.0	4	68	72	655	No
Receptor_267	44	47	47	47	0.1	4	68	71	655	No
Receptor_268	44	47	47	47	0.1	4	68	71	655	No
Receptor_269	43	47	46	47	0.1	4	68	71	655	No
Receptor_270	44	47	46	47	0.0	3	68	71	655	No
Receptor_271	44	48	48	48	0.0	4	68	72	655	No
Receptor_272	45	49	49	49	0.0	5	68	73	655	No
Receptor_273	45	49	50	50	0.0	5	68	73	655	No
Receptor_274	45	50	50	50	0.0	5	68	73	655	No
Receptor_275	46	51	51	51	0.0	5	68	73	655	No

**Sulfur Dioxide (SO<sub>2</sub>) 1-Hr CAAQS**

RECEPTOR ID	MAX CONC. (µg/m <sup>3</sup> )					CONSTRUCTION INCREMENTAL DIFFERENCE				
	NO ACTION	CONSTR PHASE 1	CONSTR PHASE 2	CONSTR EQUIPMENT	MAX CONSTR	PROJECT INCREASE	AMBIENT	TOTAL	THRESHOLD	EXCEEDS?
Receptor_276	49	58	58	58	0.0	9	68	77	655	No
Receptor_277	50	61	61	61	0.0	11	68	79	655	No
Receptor_278	48	60	60	60	0.0	11	68	79	655	No
Receptor_279	47	57	57	57	0.0	10	68	78	655	No
Receptor_280	48	54	54	54	0.0	6	68	74	655	No
Receptor_281	49	53	52	53	0.0	4	68	71	655	No
Receptor_282	50	54	52	54	0.0	4	68	71	655	No
Receptor_283	52	55	54	55	0.0	3	68	71	655	No
Receptor_284	54	57	56	57	0.0	3	68	71	655	No
Receptor_285	57	60	58	60	0.0	3	68	71	655	No
Receptor_286	59	63	61	63	0.0	4	68	71	655	No
Receptor_287	61	65	63	65	0.0	4	68	72	655	No
Receptor_288	63	67	66	67	0.0	5	68	72	655	No
Receptor_289	65	69	67	69	0.0	4	68	72	655	No
Receptor_290	67	71	69	71	0.0	4	68	72	655	No
Receptor_291	70	72	70	72	0.0	2	68	70	655	No
Receptor_292	68	69	67	69	0.0	1	68	69	655	No
Receptor_293	69	68	68	68	0.0	(1)	68	68	655	No
Receptor_294	72	71	72	72	0.0	(0)	68	68	655	No
Receptor_295	73	75	74	75	0.0	2	68	70	655	No
Receptor_296	73	75	73	75	0.0	2	68	70	655	No
Receptor_297	74	77	76	77	0.0	3	68	71	655	No
Receptor_298	77	80	80	80	0.0	3	68	71	655	No
Receptor_299	79	81	80	81	0.0	2	68	70	655	No
Receptor_300	78	81	84	84	0.0	6	68	74	655	No
Receptor_301	82	87	89	89	0.0	7	68	75	655	No
Receptor_302	89	95	94	95	0.0	5	68	73	655	No
Receptor_303	90	95	93	95	0.0	5	68	73	655	No
Receptor_304	84	87	84	87	0.0	4	68	72	655	No
Receptor_305	75	76	73	76	0.0	1	68	69	655	No
Receptor_306	75	73	71	73	0.0	(2)	68	68	655	No
Receptor_307	70	73	70	73	0.0	2	68	70	655	No
Receptor_308	68	72	69	72	0.0	3	68	71	655	No
Receptor_309	68	71	69	71	0.0	3	68	71	655	No
Receptor_310	68	71	70	71	0.0	3	68	71	655	No
Receptor_311	66	69	69	69	0.0	3	68	71	655	No
Receptor_312	62	66	66	66	0.0	4	68	72	655	No
Receptor_313	59	62	63	63	0.0	4	68	72	655	No
Receptor_314	55	59	59	59	0.0	4	68	72	655	No
Receptor_315	52	55	56	56	0.0	4	68	72	655	No
Receptor_316	50	52	54	54	0.0	4	68	72	655	No
Receptor_317	47	49	51	51	0.0	4	68	71	655	No
Receptor_318	45	46	48	48	0.0	3	68	71	655	No
Receptor_319	43	44	46	46	0.0	3	68	71	655	No
Receptor_320	41	42	44	44	0.0	3	68	71	655	No
Receptor_321	39	40	42	42	0.0	3	68	71	655	No
Receptor_322	37	38	40	40	0.0	2	68	70	655	No
Receptor_323	35	37	37	37	0.0	2	68	70	655	No
Receptor_324	34	36	36	36	0.0	2	68	70	655	No
Receptor_325	33	36	36	36	0.0	2	68	70	655	No
Receptor_326	33	35	35	35	0.0	2	68	70	655	No
Receptor_327	74	73	73	73	0.0	(1)	68	68	655	No

**Sulfur Dioxide (SO<sub>2</sub>) 1-Hr NAAQS**

RECEPTOR ID	MAX CONC. (µg/m <sup>3</sup> )					CONSTRUCTION INCREMENTAL DIFFERENCE				
	NO ACTION	CONSTR PHASE 1	CONSTR PHASE 2	CONSTR EQUIPMENT	MAX CONSTR	PROJECT INCREASE	AMBIENT	TOTAL	THRESHOLD	EXCEEDS?
Receptor_1	28	29	30	30	0.0	3	21	24	196	No
Receptor_2	28	30	30	30	0.0	2	21	23	196	No
Receptor_3	28	31	31	31	0.0	3	21	24	196	No
Receptor_4	29	33	33	33	0.0	4	21	25	196	No
Receptor_5	31	34	34	34	0.0	3	21	24	196	No
Receptor_6	31	34	34	34	0.0	2	21	23	196	No
Receptor_7	32	35	35	35	0.0	3	21	24	196	No
Receptor_8	33	35	35	35	0.0	2	21	23	196	No
Receptor_9	33	34	34	34	0.0	1	21	22	196	No
Receptor_10	32	34	34	34	0.0	2	21	23	196	No
Receptor_11	32	34	34	34	0.0	2	21	23	196	No
Receptor_12	32	33	34	34	0.0	2	21	23	196	No
Receptor_13	32	32	32	32	0.0	1	21	22	196	No
Receptor_14	31	32	32	32	0.0	1	21	22	196	No
Receptor_15	32	32	33	33	0.0	1	21	22	196	No
Receptor_16	33	33	34	34	0.0	1	21	22	196	No
Receptor_17	33	33	34	34	0.0	1	21	22	196	No
Receptor_18	35	34	35	35	0.0	(0)	21	21	196	No
Receptor_19	34	34	34	34	0.0	(1)	21	21	196	No
Receptor_20	34	33	32	33	0.0	(1)	21	21	196	No
Receptor_21	32	33	31	33	0.0	1	21	22	196	No
Receptor_22	31	32	31	32	0.0	1	21	22	196	No
Receptor_23	31	30	30	30	0.0	(0)	21	21	196	No
Receptor_24	30	29	30	30	0.0	(1)	21	21	196	No
Receptor_25	31	29	30	30	0.0	(1)	21	21	196	No
Receptor_26	31	29	29	29	0.0	(2)	21	21	196	No
Receptor_27	30	29	28	29	0.0	(1)	21	21	196	No
Receptor_28	29	29	28	29	0.0	(0)	21	21	196	No
Receptor_29	30	29	28	29	0.0	(1)	21	21	196	No
Receptor_30	31	30	29	30	0.0	(1)	21	21	196	No
Receptor_31	32	31	30	31	0.0	(1)	21	21	196	No
Receptor_32	31	31	30	31	0.0	0	21	21	196	No
Receptor_33	32	32	31	32	0.0	0	21	21	196	No
Receptor_34	32	32	32	32	0.0	(0)	21	21	196	No
Receptor_35	33	33	33	33	0.0	(1)	21	21	196	No
Receptor_36	35	34	34	34	0.0	(0)	21	21	196	No
Receptor_37	37	36	36	36	0.0	(1)	21	21	196	No
Receptor_38	39	37	37	37	0.0	(2)	21	21	196	No
Receptor_39	41	38	39	39	0.0	(2)	21	21	196	No
Receptor_40	42	40	41	41	0.0	(2)	21	21	196	No
Receptor_41	44	42	42	42	0.0	(2)	21	21	196	No
Receptor_42	44	43	43	43	0.0	(1)	21	21	196	No
Receptor_43	43	42	43	43	0.0	(0)	21	21	196	No
Receptor_44	43	43	43	43	0.0	0	21	21	196	No
Receptor_45	43	43	44	44	0.0	0	21	21	196	No
Receptor_46	46	46	46	46	0.0	(0)	21	21	196	No
Receptor_47	48	48	48	48	0.0	0	21	21	196	No
Receptor_48	49	48	48	48	0.0	(0)	21	21	196	No
Receptor_49	50	50	50	50	0.0	(0)	21	21	196	No
Receptor_50	52	51	52	52	0.0	(0)	21	21	196	No
Receptor_51	49	50	50	50	0.0	1	21	21	196	No
Receptor_52	47	48	48	48	0.0	1	21	22	196	No
Receptor_53	44	45	45	45	0.0	0	21	21	196	No
Receptor_54	42	42	43	43	0.0	1	21	22	196	No
Receptor_55	41	40	41	41	0.0	0	21	21	196	No

**Sulfur Dioxide (SO<sub>2</sub>) 1-Hr NAAQS**

RECEPTOR ID	MAX CONC. (µg/m <sup>3</sup> )					CONSTRUCTION INCREMENTAL DIFFERENCE				
	NO ACTION	CONSTR PHASE 1	CONSTR PHASE 2	CONSTR EQUIPMENT	MAX CONSTR	PROJECT INCREASE	AMBIENT	TOTAL	THRESHOLD	EXCEEDS?
Receptor_56	40	40	41	41	0.0	1	21	22	196	No
Receptor_57	42	41	42	42	0.0	1	21	22	196	No
Receptor_58	44	42	43	43	0.0	(0)	21	21	196	No
Receptor_59	45	45	46	46	0.0	1	21	22	196	No
Receptor_60	47	47	48	48	0.0	1	21	22	196	No
Receptor_61	50	48	50	50	0.0	(0)	21	21	196	No
Receptor_62	53	50	51	51	0.0	(2)	21	21	196	No
Receptor_63	56	52	53	53	0.0	(3)	21	21	196	No
Receptor_64	58	55	56	56	0.0	(2)	21	21	196	No
Receptor_65	59	57	55	57	0.0	(2)	21	21	196	No
Receptor_66	59	57	57	57	0.0	(1)	21	21	196	No
Receptor_67	61	58	57	58	0.0	(3)	21	21	196	No
Receptor_68	64	59	59	59	0.0	(5)	21	21	196	No
Receptor_69	69	64	64	64	0.0	(5)	21	21	196	No
Receptor_70	66	66	66	66	0.0	1	21	21	196	No
Receptor_71	62	62	61	62	0.0	0	21	21	196	No
Receptor_72	59	61	60	61	0.0	1	21	22	196	No
Receptor_73	60	59	59	59	0.0	(0)	21	21	196	No
Receptor_74	57	56	56	56	0.0	(1)	21	21	196	No
Receptor_75	54	54	52	54	0.0	0	21	21	196	No
Receptor_76	56	56	54	56	0.0	0	21	21	196	No
Receptor_77	54	54	53	54	0.0	(0)	21	21	196	No
Receptor_78	53	53	51	53	0.0	(1)	21	21	196	No
Receptor_79	56	56	54	56	0.0	0	21	21	196	No
Receptor_80	59	59	58	59	0.0	0	21	21	196	No
Receptor_81	64	63	62	63	0.0	(2)	21	21	196	No
Receptor_82	62	60	59	60	0.0	(2)	21	21	196	No
Receptor_83	60	58	57	58	0.0	(2)	21	21	196	No
Receptor_84	55	54	54	54	0.0	(0)	21	21	196	No
Receptor_85	52	52	50	52	0.0	(1)	21	21	196	No
Receptor_86	50	49	46	49	0.0	(1)	21	21	196	No
Receptor_87	48	47	46	47	0.0	(1)	21	21	196	No
Receptor_88	47	46	45	46	0.0	(1)	21	21	196	No
Receptor_89	46	46	44	46	0.0	(1)	21	21	196	No
Receptor_90	44	44	42	44	0.0	(1)	21	21	196	No
Receptor_91	42	42	40	42	0.0	(0)	21	21	196	No
Receptor_92	39	39	38	39	0.0	0	21	21	196	No
Receptor_93	39	39	38	39	0.0	(0)	21	21	196	No
Receptor_94	40	39	39	39	0.0	(0)	21	21	196	No
Receptor_95	40	40	38	40	0.0	(1)	21	21	196	No
Receptor_96	41	40	38	40	0.0	(1)	21	21	196	No
Receptor_97	41	40	38	40	0.0	(1)	21	21	196	No
Receptor_98	44	43	41	43	0.0	(1)	21	21	196	No
Receptor_99	47	46	44	46	0.0	(1)	21	21	196	No
Receptor_100	50	50	47	50	0.0	(0)	21	21	196	No
Receptor_101	50	49	47	49	0.0	(1)	21	21	196	No
Receptor_102	51	49	47	49	0.0	(2)	21	21	196	No
Receptor_103	52	49	48	49	0.0	(3)	21	21	196	No
Receptor_104	55	50	49	50	0.0	(5)	21	21	196	No
Receptor_105	57	51	50	51	0.0	(6)	21	21	196	No
Receptor_106	60	54	53	54	0.0	(7)	21	21	196	No
Receptor_107	65	57	56	57	0.0	(8)	21	21	196	No
Receptor_108	62	57	56	57	0.0	(5)	21	21	196	No
Receptor_109	61	56	55	56	0.0	(6)	21	21	196	No
Receptor_110	61	54	53	54	0.0	(6)	21	21	196	No

**Sulfur Dioxide (SO<sub>2</sub>) 1-Hr NAAQS**

RECEPTOR ID	MAX CONC. (µg/m <sup>3</sup> )					CONSTRUCTION INCREMENTAL DIFFERENCE				
	NO ACTION	CONSTR PHASE 1	CONSTR PHASE 2	CONSTR EQUIPMENT	MAX CONSTR	PROJECT INCREASE	AMBIENT	TOTAL	THRESHOLD	EXCEEDS?
Receptor_111	57	51	50	51	0.0	(6)	21	21	196	No
Receptor_112	58	52	50	52	0.0	(6)	21	21	196	No
Receptor_113	57	53	50	53	0.0	(4)	21	21	196	No
Receptor_114	55	55	51	55	0.0	(1)	21	21	196	No
Receptor_115	57	51	51	51	0.0	(5)	21	21	196	No
Receptor_116	53	47	50	50	0.0	(2)	21	21	196	No
Receptor_117	56	51	54	54	0.0	(2)	21	21	196	No
Receptor_118	60	55	58	58	0.1	(2)	21	21	196	No
Receptor_119	64	60	62	62	0.1	(1)	21	21	196	No
Receptor_120	65	62	68	68	0.0	3	21	24	196	No
Receptor_121	67	62	70	70	0.0	3	21	23	196	No
Receptor_122	69	59	75	75	0.0	6	21	27	196	No
Receptor_123	65	58	72	72	0.0	6	21	27	196	No
Receptor_124	65	55	68	68	0.0	3	21	23	196	No
Receptor_125	68	59	73	73	0.1	4	21	25	196	No
Receptor_126	64	55	67	67	0.1	3	21	24	196	No
Receptor_127	60	55	61	61	0.0	0	21	21	196	No
Receptor_128	54	47	54	54	0.0	0	21	21	196	No
Receptor_129	50	44	54	54	0.0	3	21	24	196	No
Receptor_130	49	42	50	50	0.0	1	21	22	196	No
Receptor_131	47	42	47	47	0.0	(0)	21	21	196	No
Receptor_132	43	38	44	44	0.0	0	21	21	196	No
Receptor_133	40	35	40	40	0.0	0	21	21	196	No
Receptor_134	37	33	38	38	0.0	1	21	22	196	No
Receptor_135	35	31	35	35	0.0	0	21	21	196	No
Receptor_136	33	30	33	33	0.0	0	21	21	196	No
Receptor_137	31	29	31	31	0.0	0	21	21	196	No
Receptor_138	31	29	32	32	0.0	1	21	21	196	No
Receptor_139	32	31	32	32	0.0	(0)	21	21	196	No
Receptor_140	31	29	33	33	0.0	1	21	22	196	No
Receptor_141	31	29	32	32	0.0	1	21	22	196	No
Receptor_142	30	28	31	31	0.0	1	21	22	196	No
Receptor_143	30	29	31	31	0.0	1	21	22	196	No
Receptor_144	30	29	31	31	0.0	1	21	22	196	No
Receptor_145	31	29	31	31	0.0	1	21	21	196	No
Receptor_146	29	29	31	31	0.0	1	21	22	196	No
Receptor_147	29	30	30	30	0.0	2	21	22	196	No
Receptor_148	29	32	32	32	0.0	3	21	24	196	No
Receptor_149	31	34	34	34	0.0	3	21	24	196	No
Receptor_150	33	34	36	36	0.0	3	21	24	196	No
Receptor_151	34	35	35	35	0.0	1	21	22	196	No
Receptor_152	36	38	38	38	0.0	1	21	22	196	No
Receptor_153	39	41	41	41	0.0	1	21	22	196	No
Receptor_154	38	39	39	39	0.0	1	21	22	196	No
Receptor_155	36	37	37	37	0.0	1	21	22	196	No
Receptor_156	34	36	37	37	0.0	2	21	23	196	No
Receptor_157	34	35	36	36	0.0	2	21	23	196	No
Receptor_158	36	38	38	38	0.0	2	21	23	196	No
Receptor_159	36	39	41	41	0.0	4	21	25	196	No
Receptor_160	38	40	41	41	0.0	2	21	23	196	No
Receptor_161	38	39	40	40	0.0	2	21	23	196	No
Receptor_162	36	38	38	38	0.0	2	21	23	196	No
Receptor_163	38	37	39	39	0.0	1	21	22	196	No
Receptor_164	40	38	40	40	0.0	(0)	21	21	196	No
Receptor_165	44	40	43	43	0.0	(1)	21	21	196	No

**Sulfur Dioxide (SO<sub>2</sub>) 1-Hr NAAQS**

RECEPTOR ID	MAX CONC. (µg/m <sup>3</sup> )					CONSTRUCTION INCREMENTAL DIFFERENCE				
	NO ACTION	CONSTR PHASE 1	CONSTR PHASE 2	CONSTR EQUIPMENT	MAX CONSTR	PROJECT INCREASE	AMBIENT	TOTAL	THRESHOLD	EXCEEDS?
Receptor_166	49	42	48	48	0.0	(1)	21	21	196	No
Receptor_167	54	45	53	53	0.0	(1)	21	21	196	No
Receptor_168	61	50	60	60	0.1	(1)	21	21	196	No
Receptor_169	66	53	65	65	0.1	(0)	21	21	196	No
Receptor_170	63	49	60	60	0.1	(3)	21	21	196	No
Receptor_171	55	47	49	49	0.0	(6)	21	21	196	No
Receptor_172	47	47	48	48	0.0	1	21	22	196	No
Receptor_173	49	52	52	52	0.0	3	21	24	196	No
Receptor_174	48	51	50	51	0.0	3	21	24	196	No
Receptor_175	49	50	50	50	0.0	0	21	21	196	No
Receptor_176	47	51	51	51	0.0	3	21	24	196	No
Receptor_177	48	52	52	52	0.0	3	21	24	196	No
Receptor_178	49	53	52	53	0.0	3	21	24	196	No
Receptor_179	50	53	53	53	0.0	3	21	24	196	No
Receptor_180	51	53	52	53	0.0	2	21	22	196	No
Receptor_181	50	52	55	55	0.0	4	21	25	196	No
Receptor_182	52	54	55	55	0.0	3	21	24	196	No
Receptor_183	52	56	56	56	0.0	4	21	25	196	No
Receptor_184	53	59	58	59	0.0	6	21	27	196	No
Receptor_185	56	59	59	59	0.0	3	21	24	196	No
Receptor_186	56	58	58	58	0.0	1	21	22	196	No
Receptor_187	60	62	61	62	0.0	2	21	22	196	No
Receptor_188	64	65	65	65	0.0	2	21	22	196	No
Receptor_189	65	66	66	66	0.0	2	21	22	196	No
Receptor_190	63	64	64	64	0.0	1	21	22	196	No
Receptor_191	57	58	58	58	0.0	1	21	22	196	No
Receptor_192	53	54	54	54	0.0	1	21	22	196	No
Receptor_193	49	50	50	50	0.0	1	21	22	196	No
Receptor_194	45	47	47	47	0.0	1	21	22	196	No
Receptor_195	42	43	43	43	0.0	1	21	22	196	No
Receptor_196	39	41	40	41	0.0	1	21	22	196	No
Receptor_197	37	38	38	38	0.0	2	21	22	196	No
Receptor_198	34	36	36	36	0.0	2	21	23	196	No
Receptor_199	32	34	34	34	0.0	2	21	23	196	No
Receptor_200	32	33	33	33	0.0	1	21	22	196	No
Receptor_201	33	31	32	32	0.0	(1)	21	21	196	No
Receptor_202	30	31	31	31	0.0	1	21	22	196	No
Receptor_203	27	29	29	29	0.0	2	21	23	196	No
Receptor_204	26	28	29	29	0.0	2	21	23	196	No
Receptor_205	26	29	28	29	0.0	2	21	23	196	No
Receptor_206	26	28	28	28	0.0	2	21	23	196	No
Receptor_207	26	28	28	28	0.0	1	21	22	196	No
Receptor_208	26	27	27	27	0.0	1	21	22	196	No
Receptor_209	26	27	27	27	0.0	1	21	22	196	No
Receptor_210	26	28	28	28	0.0	2	21	22	196	No
Receptor_211	28	29	29	29	0.0	1	21	22	196	No
Receptor_212	29	31	31	31	0.0	2	21	23	196	No
Receptor_213	30	33	33	33	0.0	3	21	24	196	No
Receptor_214	33	35	35	35	0.0	3	21	23	196	No
Receptor_215	35	38	38	38	0.0	3	21	24	196	No
Receptor_216	38	39	39	39	0.0	2	21	22	196	No
Receptor_217	39	43	42	43	0.0	3	21	24	196	No
Receptor_218	40	43	42	43	0.0	3	21	24	196	No
Receptor_219	43	46	45	46	0.0	3	21	24	196	No
Receptor_220	45	49	48	49	0.0	4	21	25	196	No

**Sulfur Dioxide (SO<sub>2</sub>) 1-Hr NAAQS**

RECEPTOR ID	MAX CONC. (µg/m <sup>3</sup> )					CONSTRUCTION INCREMENTAL DIFFERENCE				
	NO ACTION	CONSTR PHASE 1	CONSTR PHASE 2	CONSTR EQUIPMENT	MAX CONSTR	PROJECT INCREASE	AMBIENT	TOTAL	THRESHOLD	EXCEEDS?
Receptor_221	47	51	51	51	0.0	4	21	25	196	No
Receptor_222	49	51	51	51	0.0	2	21	23	196	No
Receptor_223	51	54	54	54	0.0	3	21	24	196	No
Receptor_224	53	57	56	57	0.0	5	21	25	196	No
Receptor_225	56	60	60	60	0.0	5	21	25	196	No
Receptor_226	55	57	57	57	0.0	2	21	22	196	No
Receptor_227	64	68	68	68	0.0	4	21	25	196	No
Receptor_228	69	73	73	73	0.0	4	21	25	196	No
Receptor_229	79	83	83	83	0.0	4	21	24	196	No
Receptor_230	75	79	80	80	0.0	5	21	25	196	No
Receptor_231	72	77	77	77	0.0	5	21	26	196	No
Receptor_232	83	89	88	89	0.0	6	21	27	196	No
Receptor_233	98	104	103	104	0.0	6	21	27	196	No
Receptor_234	118	123	123	123	0.0	5	21	26	196	No
Receptor_235	125	130	130	130	0.0	5	21	26	196	No
Receptor_236	160	164	163	164	0.0	5	21	25	196	No
Receptor_237	135	144	143	144	0.0	8	21	29	196	No
Receptor_238	117	124	123	124	0.0	7	21	28	196	No
Receptor_239	102	109	108	109	0.0	7	21	27	196	No
Receptor_240	101	111	111	111	0.0	10	21	31	196	No
Receptor_241	86	93	93	93	0.0	7	21	28	196	No
Receptor_242	75	81	81	81	0.0	5	21	26	196	No
Receptor_243	67	72	71	72	0.0	5	21	26	196	No
Receptor_244	61	64	63	64	0.0	4	21	24	196	No
Receptor_245	52	55	55	55	0.0	3	21	24	196	No
Receptor_246	50	52	53	53	0.0	3	21	24	196	No
Receptor_247	52	55	54	55	0.0	2	21	23	196	No
Receptor_248	52	56	55	56	0.0	4	21	25	196	No
Receptor_249	51	55	55	55	0.0	5	21	25	196	No
Receptor_250	48	52	51	52	0.0	4	21	25	196	No
Receptor_251	47	48	48	48	0.0	0	21	21	196	No
Receptor_252	43	45	47	47	0.0	5	21	25	196	No
Receptor_253	45	47	50	50	0.0	5	21	26	196	No
Receptor_254	48	50	53	53	0.0	5	21	26	196	No
Receptor_255	51	53	55	55	0.0	4	21	25	196	No
Receptor_256	54	56	59	59	0.0	5	21	26	196	No
Receptor_257	57	58	61	61	0.0	5	21	26	196	No
Receptor_258	60	63	66	66	0.0	6	21	27	196	No
Receptor_259	58	59	63	63	0.0	5	21	26	196	No
Receptor_260	51	54	55	55	0.0	4	21	25	196	No
Receptor_261	53	55	56	56	0.0	3	21	24	196	No
Receptor_262	57	58	60	60	0.0	3	21	24	196	No
Receptor_263	52	53	53	53	0.1	1	21	22	196	No
Receptor_264	46	48	48	48	0.1	2	21	23	196	No
Receptor_265	42	44	44	44	0.1	2	21	23	196	No
Receptor_266	39	40	40	40	0.0	2	21	22	196	No
Receptor_267	39	41	41	41	0.1	2	21	22	196	No
Receptor_268	39	41	41	41	0.1	2	21	23	196	No
Receptor_269	39	42	42	42	0.0	3	21	24	196	No
Receptor_270	39	42	43	43	0.0	3	21	24	196	No
Receptor_271	40	43	43	43	0.0	3	21	23	196	No
Receptor_272	41	46	45	46	0.0	5	21	26	196	No
Receptor_273	41	45	45	45	0.0	4	21	25	196	No
Receptor_274	42	45	45	45	0.0	3	21	24	196	No
Receptor_275	42	47	48	48	0.0	6	21	26	196	No

**Sulfur Dioxide (SO<sub>2</sub>) 1-Hr NAAQS**

RECEPTOR ID	MAX CONC. (µg/m <sup>3</sup> )					CONSTRUCTION INCREMENTAL DIFFERENCE				
	NO ACTION	CONSTR PHASE 1	CONSTR PHASE 2	CONSTR EQUIPMENT	MAX CONSTR	PROJECT INCREASE	AMBIENT	TOTAL	THRESHOLD	EXCEEDS?
Receptor_276	42	45	46	46	0.0	4	21	25	196	No
Receptor_277	42	45	45	45	0.0	3	21	24	196	No
Receptor_278	42	45	45	45	0.0	3	21	24	196	No
Receptor_279	42	45	45	45	0.0	3	21	24	196	No
Receptor_280	42	46	45	46	0.0	3	21	24	196	No
Receptor_281	43	46	45	46	0.0	3	21	24	196	No
Receptor_282	43	45	45	45	0.0	2	21	23	196	No
Receptor_283	45	47	46	47	0.0	2	21	23	196	No
Receptor_284	46	48	48	48	0.0	2	21	23	196	No
Receptor_285	48	48	48	48	0.0	0	21	21	196	No
Receptor_286	51	53	53	53	0.0	2	21	22	196	No
Receptor_287	55	57	57	57	0.0	2	21	23	196	No
Receptor_288	60	62	62	62	0.0	2	21	23	196	No
Receptor_289	60	62	63	63	0.0	2	21	23	196	No
Receptor_290	57	58	59	59	0.0	2	21	23	196	No
Receptor_291	56	56	57	57	0.0	1	21	22	196	No
Receptor_292	55	56	55	56	0.0	1	21	21	196	No
Receptor_293	60	58	59	59	0.0	(1)	21	21	196	No
Receptor_294	62	62	62	62	0.0	0	21	21	196	No
Receptor_295	63	65	66	66	0.0	3	21	24	196	No
Receptor_296	68	70	70	70	0.0	2	21	23	196	No
Receptor_297	68	70	69	70	0.0	1	21	22	196	No
Receptor_298	70	71	73	73	0.0	3	21	24	196	No
Receptor_299	72	73	76	76	0.0	4	21	25	196	No
Receptor_300	71	72	75	75	0.0	4	21	25	196	No
Receptor_301	70	70	70	70	0.0	(0)	21	21	196	No
Receptor_302	69	70	70	70	0.0	2	21	23	196	No
Receptor_303	67	70	71	71	0.0	4	21	25	196	No
Receptor_304	68	69	72	72	0.0	3	21	24	196	No
Receptor_305	65	69	69	69	0.0	4	21	24	196	No
Receptor_306	64	66	66	66	0.0	2	21	23	196	No
Receptor_307	64	66	66	66	0.0	2	21	22	196	No
Receptor_308	64	65	66	66	0.0	3	21	23	196	No
Receptor_309	65	63	66	66	0.0	1	21	22	196	No
Receptor_310	66	63	65	65	0.0	(1)	21	21	196	No
Receptor_311	61	61	64	64	0.0	2	21	23	196	No
Receptor_312	57	59	60	60	0.0	3	21	24	196	No
Receptor_313	56	55	55	55	0.0	(0)	21	21	196	No
Receptor_314	51	50	51	51	0.0	(1)	21	21	196	No
Receptor_315	48	47	47	47	0.0	(1)	21	21	196	No
Receptor_316	45	45	45	45	0.0	(0)	21	21	196	No
Receptor_317	42	43	43	43	0.0	1	21	22	196	No
Receptor_318	40	41	42	42	0.0	2	21	23	196	No
Receptor_319	38	40	40	40	0.0	2	21	23	196	No
Receptor_320	36	39	39	39	0.0	3	21	24	196	No
Receptor_321	35	37	38	38	0.0	3	21	24	196	No
Receptor_322	34	37	37	37	0.0	3	21	23	196	No
Receptor_323	33	35	35	35	0.0	3	21	24	196	No
Receptor_324	31	32	34	34	0.0	3	21	24	196	No
Receptor_325	30	31	33	33	0.0	3	21	24	196	No
Receptor_326	29	30	30	30	0.0	2	21	23	196	No
Receptor_327	60	65	58	65	0.0	6	21	27	196	No



**Sulfur Dioxide (SO<sub>2</sub>) 24-Hr**

RECEPTOR ID	MAX CONC. (µg/m <sup>3</sup> )					CONSTRUCTION INCREMENTAL DIFFERENCE				
	NO ACTION	CONSTR PHASE 1	CONSTR PHASE 2	CONSTR EQUIPMENT	MAX CONSTR	PROJECT INCREASE	AMBIENT	TOTAL	THRESHOLD	EXCEEDS?
Receptor_1	6	6	6	6	0.0	0	16	16	105	No
Receptor_2	7	7	7	7	0.0	0	16	16	105	No
Receptor_3	7	7	7	7	0.0	0	16	16	105	No
Receptor_4	7	7	7	7	0.0	0	16	16	105	No
Receptor_5	7	7	7	7	0.0	0	16	16	105	No
Receptor_6	7	7	7	7	0.0	0	16	16	105	No
Receptor_7	7	7	7	7	0.0	0	16	16	105	No
Receptor_8	7	7	7	7	0.0	0	16	16	105	No
Receptor_9	7	7	7	7	0.0	0	16	16	105	No
Receptor_10	6	6	6	6	0.0	0	16	16	105	No
Receptor_11	6	6	6	6	0.0	0	16	16	105	No
Receptor_12	6	6	6	6	0.0	0	16	16	105	No
Receptor_13	6	6	6	6	0.0	0	16	16	105	No
Receptor_14	6	6	6	6	0.0	0	16	16	105	No
Receptor_15	6	6	6	6	0.0	0	16	16	105	No
Receptor_16	6	6	6	6	0.0	0	16	16	105	No
Receptor_17	6	6	6	6	0.0	0	16	16	105	No
Receptor_18	6	6	6	6	0.0	0	16	16	105	No
Receptor_19	6	6	6	6	0.0	0	16	16	105	No
Receptor_20	6	6	6	6	0.0	0	16	16	105	No
Receptor_21	6	6	6	6	0.0	0	16	16	105	No
Receptor_22	6	6	6	6	0.0	0	16	16	105	No
Receptor_23	6	6	6	6	0.0	(0)	16	16	105	No
Receptor_24	6	6	6	6	0.0	(0)	16	16	105	No
Receptor_25	6	6	6	6	0.0	(0)	16	16	105	No
Receptor_26	6	6	6	6	0.0	(0)	16	16	105	No
Receptor_27	6	6	5	6	0.0	(0)	16	16	105	No
Receptor_28	5	5	5	5	0.0	(0)	16	16	105	No
Receptor_29	6	6	5	6	0.0	(0)	16	16	105	No
Receptor_30	6	6	6	6	0.0	(0)	16	16	105	No
Receptor_31	6	6	6	6	0.0	(0)	16	16	105	No
Receptor_32	6	6	6	6	0.0	(0)	16	16	105	No
Receptor_33	6	6	6	6	0.0	(0)	16	16	105	No
Receptor_34	6	6	6	6	0.0	(0)	16	16	105	No
Receptor_35	6	6	6	6	0.0	(0)	16	16	105	No
Receptor_36	7	6	6	6	0.0	(0)	16	16	105	No
Receptor_37	7	6	6	6	0.0	(0)	16	16	105	No
Receptor_38	7	6	6	6	0.0	(0)	16	16	105	No
Receptor_39	7	6	6	6	0.0	(0)	16	16	105	No
Receptor_40	7	7	7	7	0.0	(0)	16	16	105	No
Receptor_41	7	7	7	7	0.0	(0)	16	16	105	No
Receptor_42	8	7	7	7	0.0	(0)	16	16	105	No
Receptor_43	7	7	7	7	0.0	(0)	16	16	105	No
Receptor_44	7	7	7	7	0.0	(0)	16	16	105	No
Receptor_45	7	7	7	7	0.0	(0)	16	16	105	No
Receptor_46	8	7	7	7	0.0	(0)	16	16	105	No
Receptor_47	8	8	8	8	0.0	(0)	16	16	105	No
Receptor_48	8	8	8	8	0.0	(0)	16	16	105	No
Receptor_49	9	8	8	8	0.0	(0)	16	16	105	No
Receptor_50	9	8	8	8	0.0	(0)	16	16	105	No
Receptor_51	8	8	8	8	0.0	(0)	16	16	105	No
Receptor_52	8	7	7	7	0.0	(0)	16	16	105	No
Receptor_53	7	7	7	7	0.0	(0)	16	16	105	No
Receptor_54	7	7	6	7	0.0	(0)	16	16	105	No
Receptor_55	7	6	6	6	0.0	(0)	16	16	105	No

**Sulfur Dioxide (SO<sub>2</sub>) 24-Hr**

RECEPTOR ID	MAX CONC. (µg/m <sup>3</sup> )					CONSTRUCTION INCREMENTAL DIFFERENCE				
	NO ACTION	CONSTR PHASE 1	CONSTR PHASE 2	CONSTR EQUIPMENT	MAX CONSTR	PROJECT INCREASE	AMBIENT	TOTAL	THRESHOLD	EXCEEDS?
Receptor_56	7	6	6	6	0.0	(0)	16	16	105	No
Receptor_57	7	7	7	7	0.0	(0)	16	16	105	No
Receptor_58	7	7	7	7	0.0	(0)	16	16	105	No
Receptor_59	8	7	7	7	0.0	(0)	16	16	105	No
Receptor_60	8	8	8	8	0.0	(0)	16	16	105	No
Receptor_61	9	8	8	8	0.0	(0)	16	16	105	No
Receptor_62	9	9	9	9	0.0	(0)	16	16	105	No
Receptor_63	10	10	10	10	0.0	(0)	16	16	105	No
Receptor_64	11	11	10	11	0.0	(0)	16	16	105	No
Receptor_65	12	11	11	11	0.0	(0)	16	16	105	No
Receptor_66	12	12	11	12	0.0	(0)	16	16	105	No
Receptor_67	13	12	12	12	0.0	(0)	16	16	105	No
Receptor_68	13	13	12	13	0.0	(0)	16	16	105	No
Receptor_69	14	14	14	14	0.0	(0)	16	16	105	No
Receptor_70	14	13	13	13	0.0	(0)	16	16	105	No
Receptor_71	13	13	13	13	0.0	(0)	16	16	105	No
Receptor_72	13	13	12	13	0.0	(0)	16	16	105	No
Receptor_73	12	12	12	12	0.0	(0)	16	16	105	No
Receptor_74	12	12	11	12	0.0	(0)	16	16	105	No
Receptor_75	12	11	11	11	0.0	(0)	16	16	105	No
Receptor_76	13	12	12	12	0.0	(0)	16	16	105	No
Receptor_77	12	12	12	12	0.0	(0)	16	16	105	No
Receptor_78	12	12	11	12	0.0	(0)	16	16	105	No
Receptor_79	13	13	12	13	0.0	(0)	16	16	105	No
Receptor_80	14	14	13	14	0.0	(0)	16	16	105	No
Receptor_81	15	15	14	15	0.0	(1)	16	16	105	No
Receptor_82	14	14	14	14	0.0	(1)	16	16	105	No
Receptor_83	14	13	13	13	0.0	(0)	16	16	105	No
Receptor_84	12	12	12	12	0.0	(0)	16	16	105	No
Receptor_85	11	11	11	11	0.0	(0)	16	16	105	No
Receptor_86	11	10	10	10	0.0	(0)	16	16	105	No
Receptor_87	10	10	10	10	0.0	(0)	16	16	105	No
Receptor_88	10	9	9	9	0.0	(0)	16	16	105	No
Receptor_89	9	9	9	9	0.0	(0)	16	16	105	No
Receptor_90	8	8	8	8	0.0	(0)	16	16	105	No
Receptor_91	8	7	8	8	0.0	(0)	16	16	105	No
Receptor_92	7	7	7	7	0.0	0	16	16	105	No
Receptor_93	7	7	7	7	0.0	0	16	16	105	No
Receptor_94	7	6	7	7	0.0	0	16	16	105	No
Receptor_95	6	6	7	7	0.0	0	16	16	105	No
Receptor_96	6	6	7	7	0.0	0	16	16	105	No
Receptor_97	6	6	6	6	0.0	0	16	16	105	No
Receptor_98	7	7	7	7	0.0	0	16	16	105	No
Receptor_99	8	7	8	8	0.0	0	16	16	105	No
Receptor_100	9	8	9	9	0.0	0	16	16	105	No
Receptor_101	8	8	9	9	0.0	0	16	16	105	No
Receptor_102	8	8	8	8	0.0	0	16	16	105	No
Receptor_103	8	7	8	8	0.0	(0)	16	16	105	No
Receptor_104	8	8	7	8	0.0	(1)	16	16	105	No
Receptor_105	8	8	7	8	0.0	(1)	16	16	105	No
Receptor_106	9	8	8	8	0.0	(1)	16	16	105	No
Receptor_107	10	9	8	9	0.0	(1)	16	16	105	No
Receptor_108	10	9	8	9	0.0	(1)	16	16	105	No
Receptor_109	9	8	8	8	0.0	(1)	16	16	105	No
Receptor_110	9	8	8	8	0.0	(1)	16	16	105	No

**Sulfur Dioxide (SO<sub>2</sub>) 24-Hr**

RECEPTOR ID	MAX CONC. (µg/m <sup>3</sup> )					CONSTRUCTION INCREMENTAL DIFFERENCE				
	NO ACTION	CONSTR PHASE 1	CONSTR PHASE 2	CONSTR EQUIPMENT	MAX CONSTR	PROJECT INCREASE	AMBIENT	TOTAL	THRESHOLD	EXCEEDS?
Receptor_111	8	7	7	7	0.0	(1)	16	16	105	No
Receptor_112	8	7	7	7	0.0	(0)	16	16	105	No
Receptor_113	8	7	7	7	0.0	(0)	16	16	105	No
Receptor_114	8	7	7	7	0.0	(0)	16	16	105	No
Receptor_115	7	7	7	7	0.0	0	16	16	105	No
Receptor_116	7	7	7	7	0.0	0	16	16	105	No
Receptor_117	8	7	8	8	0.0	0	16	16	105	No
Receptor_118	9	8	9	9	0.0	(0)	16	16	105	No
Receptor_119	10	9	10	10	0.0	(0)	16	16	105	No
Receptor_120	12	10	11	11	0.0	(0)	16	16	105	No
Receptor_121	12	11	12	12	0.0	(0)	16	16	105	No
Receptor_122	13	11	13	13	0.0	0	16	16	105	No
Receptor_123	12	11	13	13	0.0	0	16	16	105	No
Receptor_124	12	10	12	12	0.0	0	16	16	105	No
Receptor_125	13	11	13	13	0.0	1	16	16	105	No
Receptor_126	12	10	13	13	0.0	1	16	16	105	No
Receptor_127	11	10	11	11	0.0	0	16	16	105	No
Receptor_128	10	9	10	10	0.0	0	16	16	105	No
Receptor_129	9	8	9	9	0.0	(0)	16	16	105	No
Receptor_130	9	8	9	9	0.0	(0)	16	16	105	No
Receptor_131	9	8	9	9	0.0	(0)	16	16	105	No
Receptor_132	8	7	8	8	0.0	(0)	16	16	105	No
Receptor_133	7	7	7	7	0.0	(0)	16	16	105	No
Receptor_134	7	6	7	7	0.0	(0)	16	16	105	No
Receptor_135	7	6	6	6	0.0	(0)	16	16	105	No
Receptor_136	6	6	6	6	0.0	(0)	16	16	105	No
Receptor_137	6	6	6	6	0.0	(0)	16	16	105	No
Receptor_138	6	6	6	6	0.0	(0)	16	16	105	No
Receptor_139	6	6	6	6	0.0	(0)	16	16	105	No
Receptor_140	6	6	6	6	0.0	(0)	16	16	105	No
Receptor_141	6	6	6	6	0.0	(0)	16	16	105	No
Receptor_142	6	6	6	6	0.0	(0)	16	16	105	No
Receptor_143	6	6	6	6	0.0	(0)	16	16	105	No
Receptor_144	7	6	7	7	0.0	(0)	16	16	105	No
Receptor_145	7	7	7	7	0.0	0	16	16	105	No
Receptor_146	7	6	7	7	0.0	0	16	16	105	No
Receptor_147	6	6	6	6	0.0	(0)	16	16	105	No
Receptor_148	6	6	6	6	0.0	(0)	16	16	105	No
Receptor_149	7	6	7	7	0.0	(0)	16	16	105	No
Receptor_150	7	7	7	7	0.0	0	16	16	105	No
Receptor_151	7	7	7	7	0.0	0	16	16	105	No
Receptor_152	7	7	7	7	0.0	0	16	16	105	No
Receptor_153	8	8	8	8	0.0	0	16	16	105	No
Receptor_154	8	8	9	9	0.0	0	16	16	105	No
Receptor_155	8	8	8	8	0.0	0	16	16	105	No
Receptor_156	8	8	8	8	0.0	0	16	16	105	No
Receptor_157	8	8	8	8	0.0	0	16	16	105	No
Receptor_158	9	9	9	9	0.0	0	16	16	105	No
Receptor_159	9	9	9	9	0.0	0	16	16	105	No
Receptor_160	9	9	9	9	0.0	0	16	16	105	No
Receptor_161	9	9	10	10	0.0	0	16	16	105	No
Receptor_162	9	9	10	10	0.0	1	16	16	105	No
Receptor_163	10	10	10	10	0.0	1	16	16	105	No
Receptor_164	10	10	11	11	0.0	1	16	16	105	No
Receptor_165	11	11	11	11	0.0	1	16	16	105	No

**Sulfur Dioxide (SO<sub>2</sub>) 24-Hr**

RECEPTOR ID	MAX CONC. (µg/m <sup>3</sup> )					CONSTRUCTION INCREMENTAL DIFFERENCE				
	NO ACTION	CONSTR PHASE 1	CONSTR PHASE 2	CONSTR EQUIPMENT	MAX CONSTR	PROJECT INCREASE	AMBIENT	TOTAL	THRESHOLD	EXCEEDS?
Receptor_166	12	11	12	12	0.0	1	16	16	105	No
Receptor_167	12	12	13	13	0.0	1	16	16	105	No
Receptor_168	13	12	14	14	0.0	1	16	16	105	No
Receptor_169	14	13	15	15	0.0	1	16	16	105	No
Receptor_170	14	13	14	14	0.0	0	16	16	105	No
Receptor_171	12	12	12	12	0.0	(0)	16	16	105	No
Receptor_172	12	12	12	12	0.0	0	16	16	105	No
Receptor_173	11	12	12	12	0.0	1	16	16	105	No
Receptor_174	11	12	12	12	0.0	1	16	16	105	No
Receptor_175	11	12	12	12	0.0	1	16	16	105	No
Receptor_176	11	12	12	12	0.0	1	16	16	105	No
Receptor_177	11	12	12	12	0.0	1	16	16	105	No
Receptor_178	11	12	12	12	0.0	1	16	16	105	No
Receptor_179	11	12	12	12	0.0	1	16	16	105	No
Receptor_180	11	12	12	12	0.0	1	16	17	105	No
Receptor_181	11	12	12	12	0.0	1	16	17	105	No
Receptor_182	11	11	12	12	0.0	1	16	17	105	No
Receptor_183	11	11	12	12	0.0	1	16	17	105	No
Receptor_184	11	11	11	11	0.0	1	16	17	105	No
Receptor_185	11	11	11	11	0.0	1	16	16	105	No
Receptor_186	10	11	11	11	0.0	0	16	16	105	No
Receptor_187	10	11	11	11	0.0	0	16	16	105	No
Receptor_188	10	11	11	11	0.0	1	16	16	105	No
Receptor_189	10	11	11	11	0.0	1	16	16	105	No
Receptor_190	10	10	10	10	0.0	1	16	16	105	No
Receptor_191	9	9	9	9	0.0	0	16	16	105	No
Receptor_192	8	9	9	9	0.0	0	16	16	105	No
Receptor_193	8	8	8	8	0.0	0	16	16	105	No
Receptor_194	7	8	8	8	0.0	0	16	16	105	No
Receptor_195	7	7	7	7	0.0	0	16	16	105	No
Receptor_196	6	7	7	7	0.0	0	16	16	105	No
Receptor_197	6	6	6	6	0.0	0	16	16	105	No
Receptor_198	6	6	6	6	0.0	0	16	16	105	No
Receptor_199	6	6	6	6	0.0	0	16	16	105	No
Receptor_200	5	5	6	6	0.0	0	16	16	105	No
Receptor_201	5	5	5	5	0.0	0	16	16	105	No
Receptor_202	5	5	5	5	0.0	0	16	16	105	No
Receptor_203	5	5	5	5	0.0	0	16	16	105	No
Receptor_204	5	5	5	5	0.0	0	16	16	105	No
Receptor_205	5	5	5	5	0.0	0	16	16	105	No
Receptor_206	5	5	5	5	0.0	0	16	16	105	No
Receptor_207	5	5	5	5	0.0	0	16	16	105	No
Receptor_208	5	5	5	5	0.0	0	16	16	105	No
Receptor_209	5	5	5	5	0.0	0	16	16	105	No
Receptor_210	5	5	5	5	0.0	0	16	16	105	No
Receptor_211	5	6	6	6	0.0	0	16	16	105	No
Receptor_212	6	6	6	6	0.0	0	16	16	105	No
Receptor_213	6	6	6	6	0.0	0	16	16	105	No
Receptor_214	7	7	7	7	0.0	0	16	16	105	No
Receptor_215	7	7	7	7	0.0	0	16	16	105	No
Receptor_216	8	8	8	8	0.0	0	16	16	105	No
Receptor_217	8	8	8	8	0.0	0	16	16	105	No
Receptor_218	8	8	8	8	0.0	0	16	16	105	No
Receptor_219	9	9	9	9	0.0	0	16	16	105	No
Receptor_220	9	10	10	10	0.0	0	16	16	105	No

**Sulfur Dioxide (SO<sub>2</sub>) 24-Hr**

RECEPTOR ID	MAX CONC. (µg/m <sup>3</sup> )					CONSTRUCTION INCREMENTAL DIFFERENCE				
	NO ACTION	CONSTR PHASE 1	CONSTR PHASE 2	CONSTR EQUIPMENT	MAX CONSTR	PROJECT INCREASE	AMBIENT	TOTAL	THRESHOLD	EXCEEDS?
Receptor_221	10	10	10	10	0.0	1	16	16	105	No
Receptor_222	10	10	10	10	0.0	1	16	16	105	No
Receptor_223	10	10	10	10	0.0	1	16	16	105	No
Receptor_224	10	10	10	10	0.0	1	16	16	105	No
Receptor_225	10	10	10	10	0.0	1	16	16	105	No
Receptor_226	9	9	9	9	0.0	0	16	16	105	No
Receptor_227	11	11	11	11	0.0	1	16	16	105	No
Receptor_228	13	13	13	13	0.0	1	16	16	105	No
Receptor_229	15	16	16	16	0.0	1	16	17	105	No
Receptor_230	15	16	16	16	0.0	1	16	17	105	No
Receptor_231	15	16	16	16	0.0	1	16	17	105	No
Receptor_232	18	19	18	19	0.0	1	16	17	105	No
Receptor_233	21	22	22	22	0.0	1	16	17	105	No
Receptor_234	25	27	27	27	0.0	1	16	17	105	No
Receptor_235	27	28	28	28	0.0	2	16	17	105	No
Receptor_236	36	37	37	37	0.0	2	16	18	105	No
Receptor_237	30	31	31	31	0.0	2	16	17	105	No
Receptor_238	24	26	25	26	0.0	1	16	17	105	No
Receptor_239	21	22	22	22	0.0	1	16	17	105	No
Receptor_240	21	22	22	22	0.0	1	16	17	105	No
Receptor_241	17	18	18	18	0.0	1	16	17	105	No
Receptor_242	14	15	15	15	0.0	1	16	16	105	No
Receptor_243	13	13	13	13	0.0	1	16	16	105	No
Receptor_244	11	12	12	12	0.0	1	16	16	105	No
Receptor_245	9	10	10	10	0.0	0	16	16	105	No
Receptor_246	9	9	9	9	0.0	0	16	16	105	No
Receptor_247	9	9	9	9	0.0	0	16	16	105	No
Receptor_248	8	9	9	9	0.0	1	16	16	105	No
Receptor_249	8	8	8	8	0.0	1	16	16	105	No
Receptor_250	7	8	8	8	0.0	0	16	16	105	No
Receptor_251	7	8	8	8	0.0	0	16	16	105	No
Receptor_252	7	7	7	7	0.0	0	16	16	105	No
Receptor_253	7	8	8	8	0.0	0	16	16	105	No
Receptor_254	8	8	8	8	0.0	0	16	16	105	No
Receptor_255	8	9	9	9	0.0	0	16	16	105	No
Receptor_256	9	9	9	9	0.0	0	16	16	105	No
Receptor_257	9	10	10	10	0.0	0	16	16	105	No
Receptor_258	10	10	10	10	0.0	1	16	16	105	No
Receptor_259	9	10	10	10	0.0	1	16	16	105	No
Receptor_260	9	9	9	9	0.0	0	16	16	105	No
Receptor_261	9	10	10	10	0.0	0	16	16	105	No
Receptor_262	10	10	10	10	0.0	1	16	16	105	No
Receptor_263	9	9	9	9	0.0	0	16	16	105	No
Receptor_264	8	9	9	9	0.0	0	16	16	105	No
Receptor_265	7	8	8	8	0.0	0	16	16	105	No
Receptor_266	7	7	7	7	0.0	0	16	16	105	No
Receptor_267	7	8	8	8	0.0	0	16	16	105	No
Receptor_268	7	8	8	8	0.0	0	16	16	105	No
Receptor_269	8	8	8	8	0.0	0	16	16	105	No
Receptor_270	8	8	8	8	0.0	0	16	16	105	No
Receptor_271	8	8	8	8	0.0	0	16	16	105	No
Receptor_272	8	8	8	8	0.0	0	16	16	105	No
Receptor_273	8	9	9	9	0.0	0	16	16	105	No
Receptor_274	9	9	9	9	0.0	1	16	16	105	No
Receptor_275	9	9	9	9	0.0	1	16	16	105	No

**Sulfur Dioxide (SO<sub>2</sub>) 24-Hr**

RECEPTOR ID	MAX CONC. (µg/m <sup>3</sup> )					CONSTRUCTION INCREMENTAL DIFFERENCE				
	NO ACTION	CONSTR PHASE 1	CONSTR PHASE 2	CONSTR EQUIPMENT	MAX CONSTR	PROJECT INCREASE	AMBIENT	TOTAL	THRESHOLD	EXCEEDS?
Receptor_276	9	10	10	10	0.0	1	16	16	105	No
Receptor_277	9	10	10	10	0.0	1	16	16	105	No
Receptor_278	10	10	10	10	0.0	1	16	16	105	No
Receptor_279	10	10	10	10	0.0	1	16	16	105	No
Receptor_280	10	11	11	11	0.0	1	16	16	105	No
Receptor_281	11	11	11	11	0.0	1	16	16	105	No
Receptor_282	11	11	11	11	0.0	1	16	16	105	No
Receptor_283	11	11	12	12	0.0	1	16	16	105	No
Receptor_284	11	12	12	12	0.0	1	16	16	105	No
Receptor_285	12	12	12	12	0.0	1	16	16	105	No
Receptor_286	13	13	13	13	0.0	1	16	16	105	No
Receptor_287	14	14	14	14	0.0	1	16	16	105	No
Receptor_288	15	15	15	15	0.0	1	16	16	105	No
Receptor_289	15	15	16	16	0.0	1	16	16	105	No
Receptor_290	15	15	15	15	0.0	1	16	16	105	No
Receptor_291	14	15	15	15	0.0	1	16	16	105	No
Receptor_292	14	14	14	14	0.0	1	16	16	105	No
Receptor_293	14	15	15	15	0.0	1	16	16	105	No
Receptor_294	15	15	15	15	0.0	1	16	16	105	No
Receptor_295	15	16	16	16	0.0	1	16	16	105	No
Receptor_296	16	16	16	16	0.0	1	16	16	105	No
Receptor_297	16	16	17	17	0.0	1	16	16	105	No
Receptor_298	16	16	17	17	0.0	1	16	16	105	No
Receptor_299	16	17	17	17	0.0	1	16	16	105	No
Receptor_300	17	17	17	17	0.0	1	16	16	105	No
Receptor_301	17	18	17	18	0.0	1	16	16	105	No
Receptor_302	17	18	18	18	0.0	0	16	16	105	No
Receptor_303	17	17	17	17	0.0	0	16	16	105	No
Receptor_304	17	17	16	17	0.0	0	16	16	105	No
Receptor_305	16	16	16	16	0.0	0	16	16	105	No
Receptor_306	16	16	15	16	0.0	0	16	16	105	No
Receptor_307	16	16	15	16	0.0	0	16	16	105	No
Receptor_308	16	15	15	15	0.0	(0)	16	16	105	No
Receptor_309	15	15	15	15	0.0	(0)	16	16	105	No
Receptor_310	15	14	14	14	0.0	(0)	16	16	105	No
Receptor_311	13	13	13	13	0.0	(0)	16	16	105	No
Receptor_312	12	12	11	12	0.0	(0)	16	16	105	No
Receptor_313	11	11	11	11	0.0	(0)	16	16	105	No
Receptor_314	10	10	10	10	0.0	(0)	16	16	105	No
Receptor_315	10	10	10	10	0.0	0	16	16	105	No
Receptor_316	9	10	9	10	0.0	0	16	16	105	No
Receptor_317	9	9	9	9	0.0	0	16	16	105	No
Receptor_318	9	9	9	9	0.0	0	16	16	105	No
Receptor_319	8	9	8	9	0.0	0	16	16	105	No
Receptor_320	8	8	8	8	0.0	0	16	16	105	No
Receptor_321	8	8	8	8	0.0	0	16	16	105	No
Receptor_322	7	8	8	8	0.0	0	16	16	105	No
Receptor_323	7	7	7	7	0.0	0	16	16	105	No
Receptor_324	7	7	7	7	0.0	0	16	16	105	No
Receptor_325	7	7	7	7	0.0	0	16	16	105	No
Receptor_326	6	7	7	7	0.0	0	16	16	105	No
Receptor_327	12	13	13	13	0.0	0	16	16	105	No

**Sulfur Dioxide (SO<sub>2</sub>) 3-Hr**

RECEPTOR ID	MAX CONC. (µg/m <sup>3</sup> )					CONSTRUCTION INCREMENTAL DIFFERENCE				
	NO ACTION	CONSTR PHASE 1	CONSTR PHASE 2	CONSTR EQUIPMENT	MAX CONSTR	PROJECT INCREASE	AMBIENT	TOTAL	THRESHOLD	EXCEEDS?
Receptor_1	22	22	21	22	0.0	0	39	39	1,300	No
Receptor_2	21	21	21	21	0.0	(0)	39	39	1,300	No
Receptor_3	21	20	20	20	0.0	(1)	39	39	1,300	No
Receptor_4	20	21	21	21	0.0	1	39	40	1,300	No
Receptor_5	22	23	23	23	0.0	1	39	40	1,300	No
Receptor_6	23	24	24	24	0.0	1	39	40	1,300	No
Receptor_7	24	25	25	25	0.0	1	39	40	1,300	No
Receptor_8	24	25	25	25	0.0	1	39	40	1,300	No
Receptor_9	23	24	25	25	0.0	1	39	40	1,300	No
Receptor_10	24	25	25	25	0.0	1	39	40	1,300	No
Receptor_11	24	25	25	25	0.0	1	39	40	1,300	No
Receptor_12	24	25	25	25	0.0	1	39	40	1,300	No
Receptor_13	24	25	25	25	0.0	1	39	40	1,300	No
Receptor_14	24	25	25	25	0.0	1	39	40	1,300	No
Receptor_15	24	25	25	25	0.0	1	39	40	1,300	No
Receptor_16	25	25	25	25	0.0	1	39	40	1,300	No
Receptor_17	25	26	26	26	0.0	0	39	40	1,300	No
Receptor_18	25	25	25	25	0.0	0	39	40	1,300	No
Receptor_19	25	24	24	24	0.0	(0)	39	39	1,300	No
Receptor_20	24	24	23	24	0.0	(1)	39	39	1,300	No
Receptor_21	24	23	22	23	0.0	(1)	39	39	1,300	No
Receptor_22	23	23	22	23	0.0	(0)	39	39	1,300	No
Receptor_23	23	23	22	23	0.0	(0)	39	39	1,300	No
Receptor_24	22	22	21	22	0.0	(0)	39	39	1,300	No
Receptor_25	22	21	21	21	0.0	(0)	39	39	1,300	No
Receptor_26	21	21	20	21	0.0	(0)	39	39	1,300	No
Receptor_27	20	20	20	20	0.0	(0)	39	39	1,300	No
Receptor_28	20	20	20	20	0.0	(0)	39	39	1,300	No
Receptor_29	21	21	21	21	0.0	(0)	39	39	1,300	No
Receptor_30	21	21	21	21	0.0	(0)	39	39	1,300	No
Receptor_31	22	22	22	22	0.0	(0)	39	39	1,300	No
Receptor_32	23	22	22	22	0.0	(0)	39	39	1,300	No
Receptor_33	23	23	23	23	0.0	(0)	39	39	1,300	No
Receptor_34	24	23	24	24	0.0	(0)	39	39	1,300	No
Receptor_35	25	24	24	24	0.0	(0)	39	39	1,300	No
Receptor_36	25	25	25	25	0.0	(0)	39	39	1,300	No
Receptor_37	26	26	26	26	0.0	(0)	39	39	1,300	No
Receptor_38	27	26	26	26	0.0	(0)	39	39	1,300	No
Receptor_39	27	27	28	28	0.0	0	39	39	1,300	No
Receptor_40	29	29	29	29	0.0	0	39	39	1,300	No
Receptor_41	30	30	30	30	0.0	0	39	39	1,300	No
Receptor_42	31	31	32	32	0.0	0	39	39	1,300	No
Receptor_43	31	31	31	31	0.0	0	39	39	1,300	No
Receptor_44	32	31	32	32	0.0	(0)	39	39	1,300	No
Receptor_45	33	32	33	33	0.0	(0)	39	39	1,300	No
Receptor_46	34	34	34	34	0.0	(0)	39	39	1,300	No
Receptor_47	36	35	36	36	0.0	0	39	39	1,300	No
Receptor_48	36	36	36	36	0.0	(0)	39	39	1,300	No
Receptor_49	38	37	38	38	0.0	(0)	39	39	1,300	No
Receptor_50	39	38	39	39	0.0	(0)	39	39	1,300	No
Receptor_51	38	38	38	38	0.0	(0)	39	39	1,300	No
Receptor_52	38	37	37	37	0.0	(0)	39	39	1,300	No
Receptor_53	36	35	35	35	0.0	(0)	39	39	1,300	No
Receptor_54	33	32	33	33	0.0	(0)	39	39	1,300	No
Receptor_55	32	31	32	32	0.0	(0)	39	39	1,300	No

**Sulfur Dioxide (SO<sub>2</sub>) 3-Hr**

RECEPTOR ID	MAX CONC. (µg/m <sup>3</sup> )					CONSTRUCTION INCREMENTAL DIFFERENCE				
	NO ACTION	CONSTR PHASE 1	CONSTR PHASE 2	CONSTR EQUIPMENT	MAX CONSTR	PROJECT INCREASE	AMBIENT	TOTAL	THRESHOLD	EXCEEDS?
Receptor_56	31	30	30	30	0.0	(0)	39	39	1,300	No
Receptor_57	32	31	31	31	0.0	(1)	39	39	1,300	No
Receptor_58	33	32	33	33	0.0	(1)	39	39	1,300	No
Receptor_59	36	35	35	35	0.0	(1)	39	39	1,300	No
Receptor_60	37	36	37	37	0.0	(1)	39	39	1,300	No
Receptor_61	39	38	38	38	0.0	(1)	39	39	1,300	No
Receptor_62	41	40	40	40	0.0	(1)	39	39	1,300	No
Receptor_63	43	41	42	42	0.0	(1)	39	39	1,300	No
Receptor_64	45	43	44	44	0.0	(1)	39	39	1,300	No
Receptor_65	45	43	44	44	0.0	(1)	39	39	1,300	No
Receptor_66	47	43	44	44	0.0	(3)	39	39	1,300	No
Receptor_67	48	43	44	44	0.0	(4)	39	39	1,300	No
Receptor_68	49	44	44	44	0.0	(4)	39	39	1,300	No
Receptor_69	52	48	48	48	0.0	(5)	39	39	1,300	No
Receptor_70	50	47	45	47	0.0	(3)	39	39	1,300	No
Receptor_71	47	45	43	45	0.0	(2)	39	39	1,300	No
Receptor_72	45	43	41	43	0.0	(2)	39	39	1,300	No
Receptor_73	43	41	40	41	0.0	(2)	39	39	1,300	No
Receptor_74	41	39	38	39	0.0	(2)	39	39	1,300	No
Receptor_75	40	38	37	38	0.0	(2)	39	39	1,300	No
Receptor_76	42	40	39	40	0.0	(2)	39	39	1,300	No
Receptor_77	42	39	38	39	0.0	(2)	39	39	1,300	No
Receptor_78	41	38	38	38	0.0	(2)	39	39	1,300	No
Receptor_79	43	40	40	40	0.0	(3)	39	39	1,300	No
Receptor_80	46	43	42	43	0.0	(4)	39	39	1,300	No
Receptor_81	50	46	44	46	0.0	(4)	39	39	1,300	No
Receptor_82	48	44	43	44	0.0	(4)	39	39	1,300	No
Receptor_83	46	42	41	42	0.0	(4)	39	39	1,300	No
Receptor_84	43	40	39	40	0.0	(3)	39	39	1,300	No
Receptor_85	40	38	37	38	0.0	(2)	39	39	1,300	No
Receptor_86	38	36	35	36	0.0	(2)	39	39	1,300	No
Receptor_87	36	35	35	35	0.0	(1)	39	39	1,300	No
Receptor_88	36	35	34	35	0.0	(1)	39	39	1,300	No
Receptor_89	35	34	33	34	0.0	(1)	39	39	1,300	No
Receptor_90	33	32	32	32	0.0	(1)	39	39	1,300	No
Receptor_91	32	31	30	31	0.0	(1)	39	39	1,300	No
Receptor_92	30	29	29	29	0.0	(1)	39	39	1,300	No
Receptor_93	30	29	29	29	0.0	(1)	39	39	1,300	No
Receptor_94	30	29	29	29	0.0	(1)	39	39	1,300	No
Receptor_95	30	29	29	29	0.0	(1)	39	39	1,300	No
Receptor_96	30	29	29	29	0.0	(1)	39	39	1,300	No
Receptor_97	31	29	29	29	0.0	(2)	39	39	1,300	No
Receptor_98	34	31	31	31	0.0	(3)	39	39	1,300	No
Receptor_99	36	33	33	33	0.0	(3)	39	39	1,300	No
Receptor_100	39	35	35	35	0.0	(4)	39	39	1,300	No
Receptor_101	40	36	35	36	0.0	(4)	39	39	1,300	No
Receptor_102	42	38	34	38	0.0	(4)	39	39	1,300	No
Receptor_103	43	39	35	39	0.0	(4)	39	39	1,300	No
Receptor_104	45	40	35	40	0.0	(5)	39	39	1,300	No
Receptor_105	46	40	35	40	0.0	(6)	39	39	1,300	No
Receptor_106	48	42	37	42	0.0	(6)	39	39	1,300	No
Receptor_107	52	45	39	45	0.0	(7)	39	39	1,300	No
Receptor_108	52	44	39	44	0.0	(8)	39	39	1,300	No
Receptor_109	49	41	38	41	0.0	(8)	39	39	1,300	No
Receptor_110	46	38	37	38	0.0	(8)	39	39	1,300	No



**Sulfur Dioxide (SO<sub>2</sub>) 3-Hr**

RECEPTOR ID	MAX CONC. (µg/m <sup>3</sup> )					CONSTRUCTION INCREMENTAL DIFFERENCE				
	NO ACTION	CONSTR PHASE 1	CONSTR PHASE 2	CONSTR EQUIPMENT	MAX CONSTR	PROJECT INCREASE	AMBIENT	TOTAL	THRESHOLD	EXCEEDS?
Receptor_111	43	36	35	36	0.0	(7)	39	39	1,300	No
Receptor_112	44	34	35	35	0.0	(9)	39	39	1,300	No
Receptor_113	44	32	34	34	0.0	(9)	39	39	1,300	No
Receptor_114	43	31	33	33	0.0	(9)	39	39	1,300	No
Receptor_115	41	31	32	32	0.0	(9)	39	39	1,300	No
Receptor_116	39	30	31	31	0.0	(8)	39	39	1,300	No
Receptor_117	41	33	34	34	0.0	(8)	39	39	1,300	No
Receptor_118	45	36	37	37	0.0	(8)	39	39	1,300	No
Receptor_119	49	40	42	42	0.0	(7)	39	39	1,300	No
Receptor_120	54	45	48	48	0.0	(6)	39	39	1,300	No
Receptor_121	57	47	52	52	0.0	(5)	39	39	1,300	No
Receptor_122	59	48	56	56	0.0	(3)	39	39	1,300	No
Receptor_123	56	45	55	55	0.0	(2)	39	39	1,300	No
Receptor_124	53	42	52	52	0.0	(1)	39	39	1,300	No
Receptor_125	55	43	57	57	0.0	2	39	41	1,300	No
Receptor_126	51	41	53	53	0.0	2	39	41	1,300	No
Receptor_127	48	39	47	47	0.0	(0)	39	39	1,300	No
Receptor_128	44	36	43	43	0.0	(1)	39	39	1,300	No
Receptor_129	42	35	41	41	0.0	(1)	39	39	1,300	No
Receptor_130	40	34	39	39	0.0	(1)	39	39	1,300	No
Receptor_131	38	32	38	38	0.0	(1)	39	39	1,300	No
Receptor_132	36	30	35	35	0.0	(1)	39	39	1,300	No
Receptor_133	33	28	32	32	0.0	(1)	39	39	1,300	No
Receptor_134	31	27	30	30	0.0	(1)	39	39	1,300	No
Receptor_135	29	25	28	28	0.0	(1)	39	39	1,300	No
Receptor_136	27	24	27	27	0.0	(0)	39	39	1,300	No
Receptor_137	26	23	25	25	0.0	(0)	39	39	1,300	No
Receptor_138	26	23	25	25	0.0	(0)	39	39	1,300	No
Receptor_139	25	23	25	25	0.0	0	39	39	1,300	No
Receptor_140	24	23	25	25	0.0	0	39	40	1,300	No
Receptor_141	25	23	25	25	0.0	0	39	39	1,300	No
Receptor_142	24	22	24	24	0.0	0	39	39	1,300	No
Receptor_143	25	23	25	25	0.0	(0)	39	39	1,300	No
Receptor_144	25	23	25	25	0.0	(0)	39	39	1,300	No
Receptor_145	26	23	25	25	0.0	(1)	39	39	1,300	No
Receptor_146	25	23	24	24	0.0	(1)	39	39	1,300	No
Receptor_147	24	24	24	24	0.0	(0)	39	39	1,300	No
Receptor_148	24	24	24	24	0.0	1	39	40	1,300	No
Receptor_149	24	26	26	26	0.0	2	39	41	1,300	No
Receptor_150	26	28	28	28	0.0	2	39	41	1,300	No
Receptor_151	28	30	30	30	0.0	2	39	41	1,300	No
Receptor_152	30	32	32	32	0.0	2	39	42	1,300	No
Receptor_153	32	35	35	35	0.0	3	39	42	1,300	No
Receptor_154	30	33	33	33	0.0	3	39	42	1,300	No
Receptor_155	29	32	32	32	0.0	3	39	42	1,300	No
Receptor_156	28	30	30	30	0.0	2	39	42	1,300	No
Receptor_157	28	29	30	30	0.0	2	39	41	1,300	No
Receptor_158	30	32	32	32	0.0	3	39	42	1,300	No
Receptor_159	30	32	33	33	0.0	3	39	42	1,300	No
Receptor_160	30	32	33	33	0.0	3	39	42	1,300	No
Receptor_161	29	32	32	32	0.0	3	39	42	1,300	No
Receptor_162	30	32	33	33	0.0	3	39	42	1,300	No
Receptor_163	30	32	33	33	0.0	3	39	42	1,300	No
Receptor_164	31	32	33	33	0.0	2	39	41	1,300	No
Receptor_165	33	32	34	34	0.0	1	39	40	1,300	No

**Sulfur Dioxide (SO<sub>2</sub>) 3-Hr**

RECEPTOR ID	MAX CONC. (µg/m <sup>3</sup> )					CONSTRUCTION INCREMENTAL DIFFERENCE				
	NO ACTION	CONSTR PHASE 1	CONSTR PHASE 2	CONSTR EQUIPMENT	MAX CONSTR	PROJECT INCREASE	AMBIENT	TOTAL	THRESHOLD	EXCEEDS?
Receptor_166	35	33	35	35	0.0	0	39	39	1,300	No
Receptor_167	38	34	38	38	0.0	(0)	39	39	1,300	No
Receptor_168	42	36	42	42	0.0	(0)	39	39	1,300	No
Receptor_169	45	38	45	45	0.0	0	39	39	1,300	No
Receptor_170	43	37	40	40	0.0	(2)	39	39	1,300	No
Receptor_171	38	36	38	38	0.0	(0)	39	39	1,300	No
Receptor_172	39	38	38	38	0.0	(0)	39	39	1,300	No
Receptor_173	40	40	39	40	0.0	0	39	39	1,300	No
Receptor_174	38	39	38	39	0.0	0	39	39	1,300	No
Receptor_175	36	38	37	38	0.0	1	39	40	1,300	No
Receptor_176	35	37	37	37	0.0	2	39	42	1,300	No
Receptor_177	35	37	38	38	0.0	3	39	42	1,300	No
Receptor_178	36	38	38	38	0.0	2	39	42	1,300	No
Receptor_179	36	38	38	38	0.0	2	39	41	1,300	No
Receptor_180	37	39	39	39	0.0	2	39	41	1,300	No
Receptor_181	37	40	40	40	0.0	3	39	42	1,300	No
Receptor_182	37	41	41	41	0.0	4	39	44	1,300	No
Receptor_183	39	43	43	43	0.0	4	39	43	1,300	No
Receptor_184	41	44	44	44	0.0	4	39	43	1,300	No
Receptor_185	43	47	47	47	0.0	4	39	43	1,300	No
Receptor_186	46	50	49	50	0.0	4	39	43	1,300	No
Receptor_187	48	52	52	52	0.0	4	39	43	1,300	No
Receptor_188	48	52	51	52	0.0	3	39	42	1,300	No
Receptor_189	45	47	47	47	0.0	3	39	42	1,300	No
Receptor_190	44	45	45	45	0.0	1	39	40	1,300	No
Receptor_191	40	42	41	42	0.0	1	39	40	1,300	No
Receptor_192	37	38	38	38	0.0	1	39	40	1,300	No
Receptor_193	34	35	35	35	0.0	1	39	40	1,300	No
Receptor_194	32	33	32	33	0.0	1	39	40	1,300	No
Receptor_195	29	30	30	30	0.0	1	39	40	1,300	No
Receptor_196	27	28	28	28	0.0	1	39	40	1,300	No
Receptor_197	26	27	27	27	0.0	1	39	40	1,300	No
Receptor_198	24	25	25	25	0.0	1	39	40	1,300	No
Receptor_199	23	24	24	24	0.0	1	39	40	1,300	No
Receptor_200	22	23	23	23	0.0	1	39	40	1,300	No
Receptor_201	21	22	23	23	0.0	1	39	40	1,300	No
Receptor_202	21	22	22	22	0.0	1	39	40	1,300	No
Receptor_203	21	22	22	22	0.0	1	39	40	1,300	No
Receptor_204	21	22	22	22	0.0	1	39	40	1,300	No
Receptor_205	21	22	22	22	0.0	1	39	40	1,300	No
Receptor_206	21	22	22	22	0.0	1	39	40	1,300	No
Receptor_207	22	22	22	22	0.0	1	39	40	1,300	No
Receptor_208	21	22	22	22	0.0	1	39	40	1,300	No
Receptor_209	22	23	23	23	0.0	1	39	40	1,300	No
Receptor_210	23	24	24	24	0.0	1	39	40	1,300	No
Receptor_211	24	25	25	25	0.0	1	39	40	1,300	No
Receptor_212	25	26	26	26	0.0	1	39	40	1,300	No
Receptor_213	27	27	27	27	0.0	1	39	40	1,300	No
Receptor_214	28	29	28	29	0.0	1	39	40	1,300	No
Receptor_215	29	30	30	30	0.0	1	39	40	1,300	No
Receptor_216	30	31	32	32	0.0	1	39	41	1,300	No
Receptor_217	32	33	33	33	0.0	1	39	40	1,300	No
Receptor_218	34	35	34	35	0.0	1	39	40	1,300	No
Receptor_219	36	37	37	37	0.0	1	39	40	1,300	No
Receptor_220	38	40	39	40	0.0	1	39	40	1,300	No

**Sulfur Dioxide (SO<sub>2</sub>) 3-Hr**

RECEPTOR ID	MAX CONC. (µg/m <sup>3</sup> )					CONSTRUCTION INCREMENTAL DIFFERENCE				
	NO ACTION	CONSTR PHASE 1	CONSTR PHASE 2	CONSTR EQUIPMENT	MAX CONSTR	PROJECT INCREASE	AMBIENT	TOTAL	THRESHOLD	EXCEEDS?
Receptor_221	40	42	42	42	0.0	1	39	41	1,300	No
Receptor_222	42	44	43	44	0.0	1	39	41	1,300	No
Receptor_223	43	45	44	45	0.0	2	39	41	1,300	No
Receptor_224	43	45	45	45	0.0	2	39	41	1,300	No
Receptor_225	44	45	45	45	0.0	1	39	40	1,300	No
Receptor_226	41	42	42	42	0.0	1	39	40	1,300	No
Receptor_227	49	50	50	50	0.0	1	39	41	1,300	No
Receptor_228	55	56	56	56	0.0	2	39	41	1,300	No
Receptor_229	63	65	65	65	0.0	2	39	41	1,300	No
Receptor_230	63	65	65	65	0.0	2	39	41	1,300	No
Receptor_231	61	64	63	64	0.0	2	39	41	1,300	No
Receptor_232	69	72	71	72	0.0	2	39	41	1,300	No
Receptor_233	79	82	82	82	0.0	4	39	43	1,300	No
Receptor_234	91	98	98	98	0.0	7	39	46	1,300	No
Receptor_235	100	103	104	104	0.0	4	39	43	1,300	No
Receptor_236	125	134	134	134	0.0	9	39	48	1,300	No
Receptor_237	109	116	116	116	0.0	8	39	47	1,300	No
Receptor_238	92	99	98	99	0.0	7	39	46	1,300	No
Receptor_239	80	86	86	86	0.0	6	39	45	1,300	No
Receptor_240	82	87	87	87	0.0	6	39	45	1,300	No
Receptor_241	68	74	73	74	0.0	5	39	44	1,300	No
Receptor_242	59	64	64	64	0.0	5	39	44	1,300	No
Receptor_243	52	57	57	57	0.0	5	39	44	1,300	No
Receptor_244	47	51	51	51	0.0	5	39	44	1,300	No
Receptor_245	41	45	45	45	0.0	4	39	43	1,300	No
Receptor_246	39	44	43	44	0.0	4	39	44	1,300	No
Receptor_247	36	40	40	40	0.0	4	39	43	1,300	No
Receptor_248	34	36	36	36	0.0	2	39	41	1,300	No
Receptor_249	33	35	35	35	0.0	3	39	42	1,300	No
Receptor_250	31	33	34	34	0.0	3	39	42	1,300	No
Receptor_251	28	30	31	31	0.0	3	39	42	1,300	No
Receptor_252	25	27	28	28	0.0	3	39	42	1,300	No
Receptor_253	27	28	29	29	0.0	2	39	41	1,300	No
Receptor_254	29	30	31	31	0.0	1	39	41	1,300	No
Receptor_255	32	34	34	34	0.0	2	39	41	1,300	No
Receptor_256	32	34	34	34	0.0	2	39	41	1,300	No
Receptor_257	34	37	38	38	0.0	4	39	43	1,300	No
Receptor_258	36	39	39	39	0.0	4	39	43	1,300	No
Receptor_259	36	37	37	37	0.0	2	39	41	1,300	No
Receptor_260	34	36	36	36	0.0	2	39	41	1,300	No
Receptor_261	36	38	38	38	0.0	2	39	41	1,300	No
Receptor_262	37	39	39	39	0.0	2	39	41	1,300	No
Receptor_263	36	37	38	38	0.0	2	39	41	1,300	No
Receptor_264	34	35	36	36	0.0	2	39	41	1,300	No
Receptor_265	32	33	34	34	0.0	2	39	41	1,300	No
Receptor_266	30	32	32	32	0.0	2	39	41	1,300	No
Receptor_267	31	33	33	33	0.0	2	39	41	1,300	No
Receptor_268	32	34	34	34	0.0	2	39	42	1,300	No
Receptor_269	32	35	35	35	0.0	3	39	42	1,300	No
Receptor_270	32	35	35	35	0.0	3	39	42	1,300	No
Receptor_271	33	35	35	35	0.0	3	39	42	1,300	No
Receptor_272	33	35	35	35	0.0	3	39	42	1,300	No
Receptor_273	33	35	35	35	0.0	2	39	42	1,300	No
Receptor_274	33	36	36	36	0.0	3	39	42	1,300	No
Receptor_275	33	37	37	37	0.0	4	39	43	1,300	No

**Sulfur Dioxide (SO<sub>2</sub>) 3-Hr**

RECEPTOR ID	MAX CONC. (µg/m <sup>3</sup> )					CONSTRUCTION INCREMENTAL DIFFERENCE				
	NO ACTION	CONSTR PHASE 1	CONSTR PHASE 2	CONSTR EQUIPMENT	MAX CONSTR	PROJECT INCREASE	AMBIENT	TOTAL	THRESHOLD	EXCEEDS?
Receptor_276	34	37	37	37	0.0	3	39	42	1,300	No
Receptor_277	34	37	37	37	0.0	3	39	42	1,300	No
Receptor_278	35	37	37	37	0.0	2	39	41	1,300	No
Receptor_279	35	37	37	37	0.0	2	39	41	1,300	No
Receptor_280	36	37	38	38	0.0	2	39	41	1,300	No
Receptor_281	36	38	38	38	0.0	2	39	41	1,300	No
Receptor_282	37	38	39	39	0.0	2	39	41	1,300	No
Receptor_283	37	39	39	39	0.0	2	39	41	1,300	No
Receptor_284	38	39	40	40	0.0	2	39	41	1,300	No
Receptor_285	38	40	40	40	0.0	2	39	41	1,300	No
Receptor_286	42	43	43	43	0.0	2	39	41	1,300	No
Receptor_287	44	46	46	46	0.0	2	39	41	1,300	No
Receptor_288	47	49	49	49	0.0	2	39	42	1,300	No
Receptor_289	48	50	50	50	0.0	2	39	42	1,300	No
Receptor_290	46	48	48	48	0.0	2	39	41	1,300	No
Receptor_291	44	46	46	46	0.0	2	39	41	1,300	No
Receptor_292	43	44	44	44	0.0	2	39	41	1,300	No
Receptor_293	45	47	47	47	0.0	2	39	41	1,300	No
Receptor_294	48	50	50	50	0.0	2	39	41	1,300	No
Receptor_295	51	53	53	53	0.0	2	39	41	1,300	No
Receptor_296	53	56	56	56	0.0	3	39	42	1,300	No
Receptor_297	54	58	58	58	0.0	4	39	44	1,300	No
Receptor_298	55	59	60	60	0.0	5	39	44	1,300	No
Receptor_299	55	59	59	59	0.0	4	39	43	1,300	No
Receptor_300	55	58	59	59	0.0	4	39	43	1,300	No
Receptor_301	55	58	59	59	0.0	4	39	43	1,300	No
Receptor_302	54	57	57	57	0.0	3	39	42	1,300	No
Receptor_303	52	55	55	55	0.0	2	39	42	1,300	No
Receptor_304	50	52	53	53	0.0	3	39	42	1,300	No
Receptor_305	51	53	53	53	0.0	3	39	42	1,300	No
Receptor_306	51	53	54	54	0.0	2	39	42	1,300	No
Receptor_307	52	54	54	54	0.0	2	39	42	1,300	No
Receptor_308	51	53	54	54	0.0	2	39	41	1,300	No
Receptor_309	51	53	53	53	0.0	2	39	41	1,300	No
Receptor_310	51	53	53	53	0.0	2	39	41	1,300	No
Receptor_311	50	52	52	52	0.0	2	39	41	1,300	No
Receptor_312	48	50	50	50	0.0	2	39	41	1,300	No
Receptor_313	46	48	48	48	0.0	2	39	41	1,300	No
Receptor_314	44	46	46	46	0.0	2	39	41	1,300	No
Receptor_315	42	44	44	44	0.0	2	39	41	1,300	No
Receptor_316	40	42	41	42	0.0	2	39	41	1,300	No
Receptor_317	38	39	39	39	0.0	2	39	41	1,300	No
Receptor_318	36	38	37	38	0.0	1	39	41	1,300	No
Receptor_319	34	36	35	36	0.0	1	39	41	1,300	No
Receptor_320	33	34	34	34	0.0	1	39	41	1,300	No
Receptor_321	31	33	32	33	0.0	1	39	41	1,300	No
Receptor_322	29	31	30	31	0.0	1	39	40	1,300	No
Receptor_323	28	29	28	29	0.0	1	39	40	1,300	No
Receptor_324	26	27	27	27	0.0	1	39	40	1,300	No
Receptor_325	24	25	25	25	0.0	1	39	40	1,300	No
Receptor_326	23	23	23	23	0.0	0	39	40	1,300	No
Receptor_327	45	47	47	47	0.0	2	39	41	1,300	No

**Sulfur Dioxide (SO<sub>2</sub>) Annual**

RECEPTOR ID	MAX CONC. (µg/m <sup>3</sup> )					CONSTRUCTION INCREMENTAL DIFFERENCE				
	NO ACTION	CONSTR PHASE 1	CONSTR PHASE 2	CONSTR EQUIPMENT	MAX CONSTR	PROJECT INCREASE	AMBIENT	TOTAL	THRESHOLD	EXCEEDS?
Receptor_1	1	1	1	1	0.0	(0)	3	3	80	No
Receptor_2	1	1	1	1	0.0	(0)	3	3	80	No
Receptor_3	1	1	1	1	0.0	(0)	3	3	80	No
Receptor_4	1	1	1	1	0.0	(0)	3	3	80	No
Receptor_5	1	1	1	1	0.0	(0)	3	3	80	No
Receptor_6	1	1	1	1	0.0	(0)	3	3	80	No
Receptor_7	1	1	1	1	0.0	(0)	3	3	80	No
Receptor_8	1	1	1	1	0.0	(0)	3	3	80	No
Receptor_9	1	1	1	1	0.0	(0)	3	3	80	No
Receptor_10	1	1	1	1	0.0	(0)	3	3	80	No
Receptor_11	1	1	1	1	0.0	(0)	3	3	80	No
Receptor_12	1	1	1	1	0.0	(0)	3	3	80	No
Receptor_13	1	1	1	1	0.0	(0)	3	3	80	No
Receptor_14	1	1	1	1	0.0	(0)	3	3	80	No
Receptor_15	1	1	1	1	0.0	(0)	3	3	80	No
Receptor_16	1	1	1	1	0.0	(0)	3	3	80	No
Receptor_17	1	1	1	1	0.0	(0)	3	3	80	No
Receptor_18	1	1	1	1	0.0	(0)	3	3	80	No
Receptor_19	1	1	1	1	0.0	(0)	3	3	80	No
Receptor_20	1	1	1	1	0.0	(0)	3	3	80	No
Receptor_21	1	1	1	1	0.0	(0)	3	3	80	No
Receptor_22	1	1	1	1	0.0	(0)	3	3	80	No
Receptor_23	1	1	1	1	0.0	(0)	3	3	80	No
Receptor_24	1	1	1	1	0.0	(0)	3	3	80	No
Receptor_25	1	1	1	1	0.0	(0)	3	3	80	No
Receptor_26	1	1	1	1	0.0	(0)	3	3	80	No
Receptor_27	1	1	1	1	0.0	(0)	3	3	80	No
Receptor_28	1	1	1	1	0.0	(0)	3	3	80	No
Receptor_29	1	1	1	1	0.0	(0)	3	3	80	No
Receptor_30	1	1	1	1	0.0	(0)	3	3	80	No
Receptor_31	1	1	1	1	0.0	(0)	3	3	80	No
Receptor_32	1	1	1	1	0.0	(0)	3	3	80	No
Receptor_33	1	1	1	1	0.0	(0)	3	3	80	No
Receptor_34	1	1	1	1	0.0	(0)	3	3	80	No
Receptor_35	1	1	1	1	0.0	(0)	3	3	80	No
Receptor_36	1	1	1	1	0.0	(0)	3	3	80	No
Receptor_37	1	1	1	1	0.0	(0)	3	3	80	No
Receptor_38	1	1	1	1	0.0	(0)	3	3	80	No
Receptor_39	1	1	1	1	0.0	(0)	3	3	80	No
Receptor_40	1	1	1	1	0.0	(0)	3	3	80	No
Receptor_41	1	1	1	1	0.0	(0)	3	3	80	No
Receptor_42	1	1	1	1	0.0	(0)	3	3	80	No
Receptor_43	1	1	1	1	0.0	(0)	3	3	80	No
Receptor_44	1	1	1	1	0.0	(0)	3	3	80	No
Receptor_45	1	1	1	1	0.0	(0)	3	3	80	No
Receptor_46	1	1	1	1	0.0	(0)	3	3	80	No
Receptor_47	1	1	1	1	0.0	(0)	3	3	80	No
Receptor_48	1	1	1	1	0.0	(0)	3	3	80	No
Receptor_49	1	1	1	1	0.0	(0)	3	3	80	No
Receptor_50	2	1	1	1	0.0	(0)	3	3	80	No
Receptor_51	1	1	1	1	0.0	(0)	3	3	80	No
Receptor_52	1	1	1	1	0.0	(0)	3	3	80	No
Receptor_53	1	1	1	1	0.0	(0)	3	3	80	No
Receptor_54	1	1	1	1	0.0	(0)	3	3	80	No
Receptor_55	1	1	1	1	0.0	(0)	3	3	80	No

**Sulfur Dioxide (SO<sub>2</sub>) Annual**

RECEPTOR ID	MAX CONC. (µg/m <sup>3</sup> )					CONSTRUCTION INCREMENTAL DIFFERENCE				
	NO ACTION	CONSTR PHASE 1	CONSTR PHASE 2	CONSTR EQUIPMENT	MAX CONSTR	PROJECT INCREASE	AMBIENT	TOTAL	THRESHOLD	EXCEEDS?
Receptor_56	1	1	1	1	0.0	(0)	3	3	80	No
Receptor_57	1	1	1	1	0.0	(0)	3	3	80	No
Receptor_58	1	1	1	1	0.0	(0)	3	3	80	No
Receptor_59	1	1	1	1	0.0	(0)	3	3	80	No
Receptor_60	1	1	1	1	0.0	(0)	3	3	80	No
Receptor_61	2	1	1	1	0.0	(0)	3	3	80	No
Receptor_62	2	2	2	2	0.0	(0)	3	3	80	No
Receptor_63	2	2	2	2	0.0	(0)	3	3	80	No
Receptor_64	2	2	2	2	0.0	(0)	3	3	80	No
Receptor_65	2	2	2	2	0.0	(0)	3	3	80	No
Receptor_66	2	2	2	2	0.0	(0)	3	3	80	No
Receptor_67	2	2	2	2	0.0	(0)	3	3	80	No
Receptor_68	2	2	2	2	0.0	(0)	3	3	80	No
Receptor_69	3	2	2	2	0.0	(0)	3	3	80	No
Receptor_70	2	2	2	2	0.0	(0)	3	3	80	No
Receptor_71	2	2	2	2	0.0	(0)	3	3	80	No
Receptor_72	2	2	2	2	0.0	(0)	3	3	80	No
Receptor_73	2	2	2	2	0.0	(0)	3	3	80	No
Receptor_74	2	2	2	2	0.0	(0)	3	3	80	No
Receptor_75	2	2	2	2	0.0	(0)	3	3	80	No
Receptor_76	2	2	2	2	0.0	(0)	3	3	80	No
Receptor_77	2	2	2	2	0.0	(0)	3	3	80	No
Receptor_78	2	2	2	2	0.0	(0)	3	3	80	No
Receptor_79	3	3	3	3	0.0	(0)	3	3	80	No
Receptor_80	3	3	3	3	0.0	(0)	3	3	80	No
Receptor_81	4	4	4	4	0.0	(0)	3	3	80	No
Receptor_82	3	3	3	3	0.0	(0)	3	3	80	No
Receptor_83	3	3	3	3	0.0	(0)	3	3	80	No
Receptor_84	3	3	3	3	0.0	(0)	3	3	80	No
Receptor_85	2	2	2	2	0.0	(0)	3	3	80	No
Receptor_86	2	2	2	2	0.0	(0)	3	3	80	No
Receptor_87	2	2	2	2	0.0	(0)	3	3	80	No
Receptor_88	2	2	2	2	0.0	(0)	3	3	80	No
Receptor_89	2	2	2	2	0.0	(0)	3	3	80	No
Receptor_90	2	1	1	1	0.0	(0)	3	3	80	No
Receptor_91	1	1	1	1	0.0	(0)	3	3	80	No
Receptor_92	1	1	1	1	0.0	(0)	3	3	80	No
Receptor_93	1	1	1	1	0.0	(0)	3	3	80	No
Receptor_94	1	1	1	1	0.0	(0)	3	3	80	No
Receptor_95	1	1	1	1	0.0	(0)	3	3	80	No
Receptor_96	1	1	1	1	0.0	(0)	3	3	80	No
Receptor_97	1	1	1	1	0.0	(0)	3	3	80	No
Receptor_98	2	2	2	2	0.0	(0)	3	3	80	No
Receptor_99	2	2	2	2	0.0	(0)	3	3	80	No
Receptor_100	2	2	2	2	0.0	(0)	3	3	80	No
Receptor_101	2	2	2	2	0.0	(0)	3	3	80	No
Receptor_102	2	2	2	2	0.0	(0)	3	3	80	No
Receptor_103	2	2	2	2	0.0	(0)	3	3	80	No
Receptor_104	2	2	2	2	0.0	(0)	3	3	80	No
Receptor_105	2	2	2	2	0.0	(0)	3	3	80	No
Receptor_106	3	3	3	3	0.0	(0)	3	3	80	No
Receptor_107	3	3	3	3	0.0	(0)	3	3	80	No
Receptor_108	3	3	3	3	0.0	(0)	3	3	80	No
Receptor_109	3	3	3	3	0.0	(0)	3	3	80	No
Receptor_110	3	3	3	3	0.0	(0)	3	3	80	No

**Sulfur Dioxide (SO<sub>2</sub>) Annual**

RECEPTOR ID	MAX CONC. (µg/m <sup>3</sup> )					CONSTRUCTION INCREMENTAL DIFFERENCE				
	NO ACTION	CONSTR PHASE 1	CONSTR PHASE 2	CONSTR EQUIPMENT	MAX CONSTR	PROJECT INCREASE	AMBIENT	TOTAL	THRESHOLD	EXCEEDS?
Receptor_111	2	2	2	2	0.0	(0)	3	3	80	No
Receptor_112	2	2	2	2	0.0	(0)	3	3	80	No
Receptor_113	3	2	2	2	0.0	(0)	3	3	80	No
Receptor_114	3	2	2	2	0.0	(0)	3	3	80	No
Receptor_115	3	2	3	3	0.0	(0)	3	3	80	No
Receptor_116	3	3	3	3	0.0	(0)	3	3	80	No
Receptor_117	3	3	3	3	0.0	(0)	3	3	80	No
Receptor_118	4	3	3	3	0.0	(0)	3	3	80	No
Receptor_119	4	4	4	4	0.0	(0)	3	3	80	No
Receptor_120	5	5	5	5	0.0	(0)	3	3	80	No
Receptor_121	6	5	5	5	0.0	(0)	3	3	80	No
Receptor_122	6	5	6	6	0.0	(0)	3	3	80	No
Receptor_123	6	5	6	6	0.0	(0)	3	3	80	No
Receptor_124	6	5	6	6	0.0	0	3	3	80	No
Receptor_125	6	6	7	7	0.0	0	3	3	80	No
Receptor_126	6	5	7	7	0.0	0	3	3	80	No
Receptor_127	5	5	5	5	0.0	0	3	3	80	No
Receptor_128	5	4	5	5	0.0	0	3	3	80	No
Receptor_129	4	4	4	4	0.0	(0)	3	3	80	No
Receptor_130	4	4	4	4	0.0	(0)	3	3	80	No
Receptor_131	4	4	4	4	0.0	0	3	3	80	No
Receptor_132	4	3	4	4	0.0	(0)	3	3	80	No
Receptor_133	3	3	3	3	0.0	(0)	3	3	80	No
Receptor_134	3	3	3	3	0.0	(0)	3	3	80	No
Receptor_135	3	3	3	3	0.0	(0)	3	3	80	No
Receptor_136	3	3	3	3	0.0	(0)	3	3	80	No
Receptor_137	2	2	2	2	0.0	(0)	3	3	80	No
Receptor_138	3	3	3	3	0.0	(0)	3	3	80	No
Receptor_139	3	3	3	3	0.0	0	3	3	80	No
Receptor_140	3	3	3	3	0.0	0	3	3	80	No
Receptor_141	3	3	3	3	0.0	0	3	3	80	No
Receptor_142	3	3	3	3	0.0	0	3	3	80	No
Receptor_143	3	3	3	3	0.0	0	3	3	80	No
Receptor_144	3	3	3	3	0.0	0	3	3	80	No
Receptor_145	3	3	4	4	0.0	0	3	3	80	No
Receptor_146	3	3	3	3	0.0	0	3	3	80	No
Receptor_147	3	3	3	3	0.0	0	3	3	80	No
Receptor_148	3	3	3	3	0.0	0	3	3	80	No
Receptor_149	3	3	3	3	0.0	0	3	3	80	No
Receptor_150	3	3	3	3	0.0	0	3	3	80	No
Receptor_151	4	3	4	4	0.0	0	3	3	80	No
Receptor_152	4	4	4	4	0.0	0	3	3	80	No
Receptor_153	4	4	4	4	0.0	0	3	3	80	No
Receptor_154	4	4	4	4	0.0	0	3	3	80	No
Receptor_155	4	4	4	4	0.0	0	3	3	80	No
Receptor_156	4	4	4	4	0.0	0	3	3	80	No
Receptor_157	4	4	4	4	0.0	0	3	3	80	No
Receptor_158	4	4	4	4	0.0	0	3	3	80	No
Receptor_159	4	4	4	4	0.0	0	3	3	80	No
Receptor_160	4	4	4	4	0.0	0	3	3	80	No
Receptor_161	4	4	5	5	0.0	0	3	3	80	No
Receptor_162	5	4	5	5	0.0	0	3	3	80	No
Receptor_163	5	5	5	5	0.0	0	3	3	80	No
Receptor_164	5	5	5	5	0.0	0	3	3	80	No
Receptor_165	5	5	5	5	0.0	0	3	3	80	No

**Sulfur Dioxide (SO<sub>2</sub>) Annual**

RECEPTOR ID	MAX CONC. (µg/m <sup>3</sup> )					CONSTRUCTION INCREMENTAL DIFFERENCE				
	NO ACTION	CONSTR PHASE 1	CONSTR PHASE 2	CONSTR EQUIPMENT	MAX CONSTR	PROJECT INCREASE	AMBIENT	TOTAL	THRESHOLD	EXCEEDS?
Receptor_166	6	5	6	6	0.0	0	3	3	80	No
Receptor_167	6	6	6	6	0.0	0	3	3	80	No
Receptor_168	6	6	7	7	0.0	1	3	3	80	No
Receptor_169	7	6	8	8	0.0	1	3	3	80	No
Receptor_170	7	6	7	7	0.0	0	3	3	80	No
Receptor_171	6	6	6	6	0.0	0	3	3	80	No
Receptor_172	6	6	6	6	0.0	0	3	3	80	No
Receptor_173	6	6	6	6	0.0	0	3	3	80	No
Receptor_174	6	6	6	6	0.0	0	3	3	80	No
Receptor_175	6	6	6	6	0.0	0	3	3	80	No
Receptor_176	6	6	6	6	0.0	0	3	3	80	No
Receptor_177	6	6	6	6	0.0	0	3	3	80	No
Receptor_178	6	6	6	6	0.0	0	3	3	80	No
Receptor_179	5	6	6	6	0.0	0	3	3	80	No
Receptor_180	5	6	6	6	0.0	0	3	3	80	No
Receptor_181	5	6	6	6	0.0	0	3	3	80	No
Receptor_182	5	5	6	6	0.0	0	3	3	80	No
Receptor_183	5	5	5	5	0.0	0	3	3	80	No
Receptor_184	5	5	5	5	0.0	0	3	3	80	No
Receptor_185	5	5	5	5	0.0	0	3	3	80	No
Receptor_186	5	5	5	5	0.0	0	3	3	80	No
Receptor_187	5	5	5	5	0.0	0	3	3	80	No
Receptor_188	5	5	5	5	0.0	0	3	3	80	No
Receptor_189	5	5	5	5	0.0	0	3	3	80	No
Receptor_190	5	5	5	5	0.0	0	3	3	80	No
Receptor_191	4	5	5	5	0.0	0	3	3	80	No
Receptor_192	4	4	4	4	0.0	0	3	3	80	No
Receptor_193	4	4	4	4	0.0	0	3	3	80	No
Receptor_194	4	4	4	4	0.0	0	3	3	80	No
Receptor_195	3	3	4	4	0.0	0	3	3	80	No
Receptor_196	3	3	3	3	0.0	0	3	3	80	No
Receptor_197	3	3	3	3	0.0	0	3	3	80	No
Receptor_198	3	3	3	3	0.0	0	3	3	80	No
Receptor_199	3	3	3	3	0.0	0	3	3	80	No
Receptor_200	3	3	3	3	0.0	0	3	3	80	No
Receptor_201	3	3	3	3	0.0	0	3	3	80	No
Receptor_202	3	3	3	3	0.0	0	3	3	80	No
Receptor_203	3	3	3	3	0.0	0	3	3	80	No
Receptor_204	2	2	3	3	0.0	0	3	3	80	No
Receptor_205	2	2	3	3	0.0	0	3	3	80	No
Receptor_206	2	2	2	2	0.0	0	3	3	80	No
Receptor_207	2	2	2	2	0.0	0	3	3	80	No
Receptor_208	2	2	2	2	0.0	0	3	3	80	No
Receptor_209	2	2	2	2	0.0	0	3	3	80	No
Receptor_210	2	2	3	3	0.0	0	3	3	80	No
Receptor_211	3	3	3	3	0.0	0	3	3	80	No
Receptor_212	3	3	3	3	0.0	0	3	3	80	No
Receptor_213	3	3	3	3	0.0	0	3	3	80	No
Receptor_214	3	3	3	3	0.0	0	3	3	80	No
Receptor_215	3	3	3	3	0.0	0	3	3	80	No
Receptor_216	3	3	4	4	0.0	0	3	3	80	No
Receptor_217	4	4	4	4	0.0	0	3	3	80	No
Receptor_218	4	4	4	4	0.0	0	3	3	80	No
Receptor_219	4	4	4	4	0.0	0	3	3	80	No
Receptor_220	4	4	4	4	0.0	0	3	3	80	No



**Sulfur Dioxide (SO<sub>2</sub>) Annual**

RECEPTOR ID	MAX CONC. (µg/m <sup>3</sup> )					CONSTRUCTION INCREMENTAL DIFFERENCE				
	NO ACTION	CONSTR PHASE 1	CONSTR PHASE 2	CONSTR EQUIPMENT	MAX CONSTR	PROJECT INCREASE	AMBIENT	TOTAL	THRESHOLD	EXCEEDS?
Receptor_221	4	4	4	4	0.0	0	3	3	80	No
Receptor_222	4	5	5	5	0.0	0	3	3	80	No
Receptor_223	5	5	5	5	0.0	0	3	3	80	No
Receptor_224	5	5	5	5	0.0	0	3	3	80	No
Receptor_225	5	5	5	5	0.0	0	3	3	80	No
Receptor_226	4	5	5	5	0.0	0	3	3	80	No
Receptor_227	5	5	5	5	0.0	0	3	3	80	No
Receptor_228	6	6	6	6	0.0	0	3	3	80	No
Receptor_229	7	7	7	7	0.0	0	3	3	80	No
Receptor_230	7	7	7	7	0.0	0	3	3	80	No
Receptor_231	7	7	7	7	0.0	0	3	3	80	No
Receptor_232	8	8	8	8	0.0	0	3	3	80	No
Receptor_233	9	10	10	10	0.0	1	3	3	80	No
Receptor_234	11	12	12	12	0.0	1	3	3	80	No
Receptor_235	12	12	12	12	0.0	1	3	3	80	No
Receptor_236	15	16	16	16	0.0	1	3	3	80	No
Receptor_237	13	13	13	13	0.0	1	3	3	80	No
Receptor_238	10	11	11	11	0.0	1	3	3	80	No
Receptor_239	9	9	9	9	0.0	0	3	3	80	No
Receptor_240	9	9	9	9	0.0	0	3	3	80	No
Receptor_241	7	8	8	8	0.0	0	3	3	80	No
Receptor_242	6	7	7	7	0.0	0	3	3	80	No
Receptor_243	5	6	6	6	0.0	0	3	3	80	No
Receptor_244	5	5	5	5	0.0	0	3	3	80	No
Receptor_245	4	4	4	4	0.0	0	3	3	80	No
Receptor_246	4	4	4	4	0.0	0	3	3	80	No
Receptor_247	4	4	4	4	0.0	0	3	3	80	No
Receptor_248	3	3	3	3	0.0	0	3	3	80	No
Receptor_249	3	3	3	3	0.0	0	3	3	80	No
Receptor_250	2	2	2	2	0.0	0	3	3	80	No
Receptor_251	2	2	2	2	0.0	0	3	3	80	No
Receptor_252	2	2	2	2	0.0	0	3	3	80	No
Receptor_253	2	2	2	2	0.0	0	3	3	80	No
Receptor_254	2	2	2	2	0.0	0	3	3	80	No
Receptor_255	2	2	2	2	0.0	0	3	3	80	No
Receptor_256	2	2	2	2	0.0	0	3	3	80	No
Receptor_257	2	3	3	3	0.0	0	3	3	80	No
Receptor_258	3	3	3	3	0.0	0	3	3	80	No
Receptor_259	2	2	2	2	0.0	0	3	3	80	No
Receptor_260	2	2	2	2	0.0	0	3	3	80	No
Receptor_261	2	2	2	2	0.0	0	3	3	80	No
Receptor_262	2	2	2	2	0.0	0	3	3	80	No
Receptor_263	2	2	2	2	0.0	0	3	3	80	No
Receptor_264	1	2	2	2	0.0	0	3	3	80	No
Receptor_265	1	1	1	1	0.0	0	3	3	80	No
Receptor_266	1	1	1	1	0.0	0	3	3	80	No
Receptor_267	1	1	1	1	0.0	0	3	3	80	No
Receptor_268	1	1	1	1	0.0	0	3	3	80	No
Receptor_269	1	1	1	1	0.0	0	3	3	80	No
Receptor_270	1	1	1	1	0.0	0	3	3	80	No
Receptor_271	1	1	1	1	0.0	0	3	3	80	No
Receptor_272	2	2	2	2	0.0	0	3	3	80	No
Receptor_273	2	2	2	2	0.0	0	3	3	80	No
Receptor_274	2	2	2	2	0.0	0	3	3	80	No
Receptor_275	2	2	2	2	0.0	0	3	3	80	No

**Sulfur Dioxide (SO<sub>2</sub>) Annual**

RECEPTOR ID	MAX CONC. (µg/m <sup>3</sup> )					CONSTRUCTION INCREMENTAL DIFFERENCE				
	NO ACTION	CONSTR PHASE 1	CONSTR PHASE 2	CONSTR EQUIPMENT	MAX CONSTR	PROJECT INCREASE	AMBIENT	TOTAL	THRESHOLD	EXCEEDS?
Receptor_276	2	2	2	2	0.0	0	3	3	80	No
Receptor_277	2	2	2	2	0.0	0	3	3	80	No
Receptor_278	2	2	2	2	0.0	0	3	3	80	No
Receptor_279	2	2	2	2	0.0	0	3	3	80	No
Receptor_280	2	2	2	2	0.0	0	3	3	80	No
Receptor_281	2	2	2	2	0.0	0	3	3	80	No
Receptor_282	2	2	2	2	0.0	0	3	3	80	No
Receptor_283	2	2	2	2	0.0	0	3	3	80	No
Receptor_284	2	2	2	2	0.0	0	3	3	80	No
Receptor_285	2	3	3	3	0.0	0	3	3	80	No
Receptor_286	3	3	3	3	0.0	0	3	3	80	No
Receptor_287	3	3	3	3	0.0	0	3	3	80	No
Receptor_288	4	4	4	4	0.0	0	3	3	80	No
Receptor_289	4	4	4	4	0.0	0	3	3	80	No
Receptor_290	4	4	4	4	0.0	0	3	3	80	No
Receptor_291	3	3	3	3	0.0	0	3	3	80	No
Receptor_292	3	3	3	3	0.0	0	3	3	80	No
Receptor_293	3	3	3	3	0.0	0	3	3	80	No
Receptor_294	3	3	3	3	0.0	0	3	3	80	No
Receptor_295	3	3	3	3	0.0	0	3	3	80	No
Receptor_296	3	3	3	3	0.0	0	3	3	80	No
Receptor_297	3	3	3	3	0.0	0	3	3	80	No
Receptor_298	3	3	3	3	0.0	0	3	3	80	No
Receptor_299	3	3	3	3	0.0	0	3	3	80	No
Receptor_300	3	3	3	3	0.0	0	3	3	80	No
Receptor_301	3	3	3	3	0.0	0	3	3	80	No
Receptor_302	3	3	3	3	0.0	0	3	3	80	No
Receptor_303	3	3	3	3	0.0	(0)	3	3	80	No
Receptor_304	3	3	3	3	0.0	(0)	3	3	80	No
Receptor_305	3	3	3	3	0.0	(0)	3	3	80	No
Receptor_306	3	3	3	3	0.0	(0)	3	3	80	No
Receptor_307	3	3	3	3	0.0	(0)	3	3	80	No
Receptor_308	3	3	3	3	0.0	(0)	3	3	80	No
Receptor_309	3	3	3	3	0.0	(0)	3	3	80	No
Receptor_310	3	3	2	3	0.0	(0)	3	3	80	No
Receptor_311	2	2	2	2	0.0	(0)	3	3	80	No
Receptor_312	2	2	2	2	0.0	(0)	3	3	80	No
Receptor_313	2	2	2	2	0.0	(0)	3	3	80	No
Receptor_314	2	2	2	2	0.0	(0)	3	3	80	No
Receptor_315	2	2	2	2	0.0	(0)	3	3	80	No
Receptor_316	2	2	2	2	0.0	(0)	3	3	80	No
Receptor_317	2	2	2	2	0.0	(0)	3	3	80	No
Receptor_318	2	2	2	2	0.0	(0)	3	3	80	No
Receptor_319	2	1	1	1	0.0	(0)	3	3	80	No
Receptor_320	1	1	1	1	0.0	(0)	3	3	80	No
Receptor_321	1	1	1	1	0.0	(0)	3	3	80	No
Receptor_322	1	1	1	1	0.0	(0)	3	3	80	No
Receptor_323	1	1	1	1	0.0	(0)	3	3	80	No
Receptor_324	1	1	1	1	0.0	(0)	3	3	80	No
Receptor_325	1	1	1	1	0.0	(0)	3	3	80	No
Receptor_326	1	1	1	1	0.0	(0)	3	3	80	No
Receptor_327	7	7	7	7	0.0	0	3	3	80	No

# Respirable Particulate Matter (PM<sub>10</sub>) 24-Hr

RECEPTOR ID	MAX CONC. (µg/m <sup>3</sup> )					CONSTRUCTION INCREMENTAL DIFFERENCE		
	NO ACTION	CONSTR PHASE 1	CONSTR PHASE 2	CONSTR EQUIPMENT	MAX CONSTR	PROJECT INCREASE	THRESHOLD	EXCEEDS?
Receptor_1	1.10	1.14	1.15	1.15	0.05	0.09	10.40	No
Receptor_2	1.15	1.19	1.20	1.20	0.05	0.10	10.40	No
Receptor_3	1.20	1.23	1.24	1.24	0.06	0.10	10.40	No
Receptor_4	1.23	1.26	1.27	1.27	0.06	0.10	10.40	No
Receptor_5	1.24	1.27	1.29	1.29	0.07	0.11	10.40	No
Receptor_6	1.24	1.27	1.28	1.28	0.07	0.12	10.40	No
Receptor_7	1.22	1.25	1.26	1.26	0.08	0.12	10.40	No
Receptor_8	1.18	1.21	1.22	1.22	0.09	0.13	10.40	No
Receptor_9	1.14	1.15	1.17	1.17	0.10	0.13	10.40	No
Receptor_10	1.13	1.14	1.16	1.16	0.11	0.14	10.40	No
Receptor_11	1.13	1.13	1.15	1.15	0.12	0.15	10.40	No
Receptor_12	1.13	1.13	1.15	1.15	0.13	0.16	10.40	No
Receptor_13	1.13	1.13	1.15	1.15	0.15	0.17	10.40	No
Receptor_14	1.14	1.14	1.16	1.16	0.16	0.18	10.40	No
Receptor_15	1.14	1.14	1.16	1.16	0.17	0.20	10.40	No
Receptor_16	1.14	1.14	1.16	1.16	0.18	0.20	10.40	No
Receptor_17	1.13	1.13	1.15	1.15	0.19	0.21	10.40	No
Receptor_18	1.10	1.11	1.12	1.12	0.19	0.21	10.40	No
Receptor_19	1.07	1.07	1.08	1.08	0.19	0.21	10.40	No
Receptor_20	1.02	1.03	1.03	1.03	0.18	0.19	10.40	No
Receptor_21	1.03	1.03	1.02	1.03	0.17	0.17	10.40	No
Receptor_22	1.04	1.04	1.02	1.04	0.16	0.15	10.40	No
Receptor_23	1.04	1.03	1.02	1.03	0.14	0.13	10.40	No
Receptor_24	1.04	1.03	1.01	1.03	0.13	0.12	10.40	No
Receptor_25	1.03	1.01	1.00	1.01	0.12	0.10	10.40	No
Receptor_26	1.01	0.99	0.98	0.99	0.11	0.09	10.40	No
Receptor_27	0.99	0.96	0.95	0.96	0.10	0.07	10.40	No
Receptor_28	0.96	0.94	0.93	0.94	0.09	0.06	10.40	No
Receptor_29	0.99	0.96	0.95	0.96	0.10	0.07	10.40	No
Receptor_30	1.02	0.99	0.98	0.99	0.11	0.08	10.40	No
Receptor_31	1.05	1.02	1.01	1.02	0.12	0.09	10.40	No
Receptor_32	1.05	1.01	1.00	1.01	0.12	0.09	10.40	No
Receptor_33	1.07	1.04	1.03	1.04	0.13	0.10	10.40	No
Receptor_34	1.10	1.06	1.05	1.06	0.15	0.11	10.40	No
Receptor_35	1.12	1.08	1.07	1.08	0.16	0.13	10.40	No
Receptor_36	1.13	1.09	1.08	1.09	0.18	0.14	10.40	No
Receptor_37	1.15	1.10	1.09	1.10	0.20	0.15	10.40	No
Receptor_38	1.15	1.10	1.09	1.10	0.21	0.16	10.40	No
Receptor_39	1.15	1.09	1.09	1.09	0.21	0.16	10.40	No
Receptor_40	1.21	1.16	1.14	1.16	0.28	0.22	10.40	No
Receptor_41	1.24	1.18	1.17	1.18	0.30	0.24	10.40	No
Receptor_42	1.26	1.20	1.19	1.20	0.31	0.25	10.40	No
Receptor_43	1.22	1.16	1.15	1.16	0.26	0.20	10.40	No
Receptor_44	1.21	1.14	1.13	1.14	0.24	0.18	10.40	No
Receptor_45	1.19	1.12	1.12	1.12	0.23	0.16	10.40	No
Receptor_46	1.28	1.21	1.20	1.21	0.29	0.23	10.40	No
Receptor_47	1.38	1.31	1.30	1.31	0.41	0.34	10.40	No
Receptor_48	1.35	1.28	1.27	1.28	0.35	0.27	10.40	No
Receptor_49	1.42	1.35	1.33	1.35	0.42	0.35	10.40	No
Receptor_50	1.45	1.37	1.36	1.37	0.42	0.34	10.40	No
Receptor_51	1.37	1.29	1.28	1.29	0.32	0.24	10.40	No
Receptor_52	1.28	1.21	1.20	1.21	0.26	0.18	10.40	No
Receptor_53	1.19	1.13	1.09	1.13	0.20	0.15	10.40	No
Receptor_54	1.15	1.10	1.04	1.10	0.17	0.12	10.40	No
Receptor_55	1.10	1.06	1.00	1.06	0.15	0.11	10.40	No

# Respirable Particulate Matter (PM<sub>10</sub>) 24-Hr

RECEPTOR ID	MAX CONC. (µg/m <sup>3</sup> )					CONSTRUCTION INCREMENTAL DIFFERENCE		
	NO ACTION	CONSTR PHASE 1	CONSTR PHASE 2	CONSTR EQUIPMENT	MAX CONSTR	PROJECT INCREASE	THRESHOLD	EXCEEDS?
Receptor_56	1.11	1.07	1.02	1.07	0.14	0.09	10.40	No
Receptor_57	1.16	1.11	1.07	1.11	0.14	0.10	10.40	No
Receptor_58	1.21	1.17	1.12	1.17	0.15	0.11	10.40	No
Receptor_59	1.25	1.19	1.13	1.19	0.19	0.13	10.40	No
Receptor_60	1.33	1.27	1.21	1.27	0.20	0.15	10.40	No
Receptor_61	1.42	1.36	1.29	1.36	0.22	0.16	10.40	No
Receptor_62	1.52	1.46	1.39	1.46	0.24	0.18	10.40	No
Receptor_63	1.62	1.56	1.49	1.56	0.27	0.20	10.40	No
Receptor_64	1.74	1.67	1.60	1.67	0.31	0.24	10.40	No
Receptor_65	1.82	1.75	1.69	1.75	0.31	0.24	10.40	No
Receptor_66	1.89	1.82	1.77	1.82	0.32	0.25	10.40	No
Receptor_67	1.95	1.88	1.84	1.88	0.32	0.25	10.40	No
Receptor_68	2.02	1.95	1.89	1.95	0.33	0.25	10.40	No
Receptor_69	2.21	2.13	2.04	2.13	0.45	0.37	10.40	No
Receptor_70	2.14	2.07	1.98	2.07	0.35	0.28	10.40	No
Receptor_71	2.08	2.00	1.92	2.00	0.29	0.21	10.40	No
Receptor_72	2.01	1.94	1.87	1.94	0.24	0.17	10.40	No
Receptor_73	1.95	1.89	1.83	1.89	0.20	0.14	10.40	No
Receptor_74	1.89	1.83	1.77	1.83	0.16	0.11	10.40	No
Receptor_75	1.82	1.77	1.72	1.77	0.14	0.09	10.40	No
Receptor_76	1.99	1.93	1.87	1.93	0.17	0.11	10.40	No
Receptor_77	1.94	1.88	1.82	1.88	0.15	0.10	10.40	No
Receptor_78	1.89	1.83	1.78	1.83	0.14	0.09	10.40	No
Receptor_79	2.03	1.96	1.90	1.96	0.16	0.10	10.40	No
Receptor_80	2.19	2.11	2.04	2.11	0.19	0.11	10.40	No
Receptor_81	2.37	2.28	2.20	2.28	0.20	0.11	10.40	No
Receptor_82	2.24	2.15	2.08	2.15	0.17	0.09	10.40	No
Receptor_83	2.11	2.04	1.97	2.04	0.15	0.08	10.40	No
Receptor_84	1.96	1.90	1.83	1.90	0.14	0.08	10.40	No
Receptor_85	1.82	1.77	1.72	1.77	0.12	0.07	10.40	No
Receptor_86	1.70	1.66	1.61	1.66	0.11	0.06	10.40	No
Receptor_87	1.63	1.58	1.55	1.58	0.10	0.06	10.40	No
Receptor_88	1.55	1.51	1.48	1.51	0.10	0.06	10.40	No
Receptor_89	1.47	1.43	1.42	1.43	0.11	0.06	10.40	No
Receptor_90	1.35	1.31	1.32	1.32	0.11	0.08	10.40	No
Receptor_91	1.23	1.20	1.23	1.23	0.11	0.10	10.40	No
Receptor_92	1.13	1.11	1.14	1.14	0.12	0.12	10.40	No
Receptor_93	1.11	1.09	1.13	1.13	0.13	0.15	10.40	No
Receptor_94	1.09	1.07	1.12	1.12	0.15	0.18	10.40	No
Receptor_95	1.06	1.04	1.10	1.10	0.17	0.21	10.40	No
Receptor_96	1.03	1.02	1.08	1.08	0.20	0.24	10.40	No
Receptor_97	1.01	1.00	1.05	1.05	0.23	0.28	10.40	No
Receptor_98	1.11	1.09	1.16	1.16	0.24	0.28	10.40	No
Receptor_99	1.23	1.20	1.27	1.27	0.24	0.28	10.40	No
Receptor_100	1.39	1.33	1.41	1.41	0.23	0.25	10.40	No
Receptor_101	1.33	1.28	1.37	1.37	0.29	0.34	10.40	No
Receptor_102	1.26	1.22	1.32	1.32	0.36	0.42	10.40	No
Receptor_103	1.28	1.21	1.27	1.27	0.43	0.42	10.40	No
Receptor_104	1.32	1.23	1.21	1.23	0.49	0.40	10.40	No
Receptor_105	1.34	1.23	1.16	1.23	0.52	0.42	10.40	No
Receptor_106	1.42	1.31	1.23	1.31	0.60	0.48	10.40	No
Receptor_107	1.53	1.41	1.33	1.41	0.68	0.56	10.40	No
Receptor_108	1.52	1.39	1.30	1.39	0.70	0.56	10.40	No
Receptor_109	1.45	1.30	1.26	1.30	0.65	0.50	10.40	No
Receptor_110	1.37	1.24	1.22	1.24	0.59	0.46	10.40	No

# Respirable Particulate Matter (PM<sub>10</sub>) 24-Hr

RECEPTOR ID	MAX CONC. (µg/m <sup>3</sup> )					CONSTRUCTION INCREMENTAL DIFFERENCE		
	NO ACTION	CONSTR PHASE 1	CONSTR PHASE 2	CONSTR EQUIPMENT	MAX CONSTR	PROJECT INCREASE	THRESHOLD	EXCEEDS?
Receptor_111	1.28	1.15	1.14	1.15	0.49	0.36	10.40	No
Receptor_112	1.24	1.18	1.15	1.18	0.51	0.45	10.40	No
Receptor_113	1.19	1.19	1.17	1.19	0.55	0.55	10.40	No
Receptor_114	1.19	1.19	1.20	1.20	0.55	0.56	10.40	No
Receptor_115	1.18	1.17	1.22	1.22	0.52	0.56	10.40	No
Receptor_116	1.15	1.14	1.23	1.23	0.51	0.59	10.40	No
Receptor_117	1.25	1.21	1.33	1.33	0.86	0.95	10.40	No
Receptor_118	1.40	1.30	1.46	1.46	1.13	1.19	10.40	No
Receptor_119	1.58	1.42	1.62	1.62	1.09	1.12	10.40	No
Receptor_120	1.80	1.59	1.81	1.81	1.04	1.05	10.40	No
Receptor_121	1.89	1.65	1.90	1.90	1.07	1.07	10.40	No
Receptor_122	1.96	1.70	1.99	1.99	1.19	1.22	10.40	No
Receptor_123	1.88	1.63	1.91	1.91	1.02	1.06	10.40	No
Receptor_124	1.79	1.57	1.83	1.83	0.89	0.93	10.40	No
Receptor_125	1.97	1.75	2.04	2.04	1.74	1.81	10.40	No
Receptor_126	1.90	1.69	1.96	1.96	1.60	1.67	10.40	No
Receptor_127	1.67	1.48	1.71	1.71	0.91	0.94	10.40	No
Receptor_128	1.53	1.36	1.52	1.52	0.58	0.58	10.40	No
Receptor_129	1.45	1.29	1.42	1.42	0.45	0.42	10.40	No
Receptor_130	1.41	1.26	1.38	1.38	0.44	0.42	10.40	No
Receptor_131	1.37	1.23	1.34	1.34	0.44	0.42	10.40	No
Receptor_132	1.28	1.15	1.25	1.25	0.37	0.34	10.40	No
Receptor_133	1.20	1.09	1.16	1.16	0.31	0.28	10.40	No
Receptor_134	1.13	1.03	1.09	1.09	0.27	0.23	10.40	No
Receptor_135	1.07	0.98	1.03	1.03	0.23	0.19	10.40	No
Receptor_136	1.02	0.94	0.98	0.98	0.21	0.16	10.40	No
Receptor_137	0.97	0.89	0.93	0.93	0.18	0.14	10.40	No
Receptor_138	1.00	0.92	0.96	0.96	0.21	0.17	10.40	No
Receptor_139	1.02	0.94	0.98	0.98	0.24	0.20	10.40	No
Receptor_140	1.01	0.93	0.97	0.97	0.26	0.22	10.40	No
Receptor_141	1.04	0.97	1.01	1.01	0.31	0.28	10.40	No
Receptor_142	1.02	0.95	0.99	0.99	0.30	0.27	10.40	No
Receptor_143	1.05	0.98	1.02	1.02	0.36	0.33	10.40	No
Receptor_144	1.07	1.01	1.06	1.06	0.39	0.37	10.40	No
Receptor_145	1.09	1.04	1.10	1.10	0.39	0.40	10.40	No
Receptor_146	1.07	1.02	1.06	1.06	0.36	0.35	10.40	No
Receptor_147	1.04	1.00	1.03	1.03	0.32	0.31	10.40	No
Receptor_148	1.03	0.99	1.02	1.02	0.28	0.27	10.40	No
Receptor_149	1.05	1.02	1.04	1.04	0.25	0.24	10.40	No
Receptor_150	1.08	1.06	1.08	1.08	0.24	0.24	10.40	No
Receptor_151	1.11	1.11	1.12	1.12	0.23	0.23	10.40	No
Receptor_152	1.16	1.16	1.17	1.17	0.21	0.22	10.40	No
Receptor_153	1.22	1.23	1.24	1.24	0.18	0.19	10.40	No
Receptor_154	1.27	1.28	1.33	1.33	0.20	0.26	10.40	No
Receptor_155	1.23	1.23	1.28	1.28	0.22	0.28	10.40	No
Receptor_156	1.20	1.19	1.24	1.24	0.25	0.29	10.40	No
Receptor_157	1.26	1.25	1.31	1.31	0.29	0.34	10.40	No
Receptor_158	1.31	1.32	1.37	1.37	0.25	0.31	10.40	No
Receptor_159	1.34	1.36	1.42	1.42	0.27	0.34	10.40	No
Receptor_160	1.37	1.38	1.45	1.45	0.30	0.38	10.40	No
Receptor_161	1.40	1.41	1.48	1.48	0.35	0.43	10.40	No
Receptor_162	1.44	1.45	1.53	1.53	0.40	0.49	10.40	No
Receptor_163	1.50	1.49	1.59	1.59	0.47	0.56	10.40	No
Receptor_164	1.57	1.54	1.66	1.66	0.56	0.65	10.40	No
Receptor_165	1.64	1.60	1.74	1.74	0.67	0.76	10.40	No

# Respirable Particulate Matter (PM<sub>10</sub>) 24-Hr

RECEPTOR ID	MAX CONC. (µg/m <sup>3</sup> )					CONSTRUCTION INCREMENTAL DIFFERENCE		
	NO ACTION	CONSTR PHASE 1	CONSTR PHASE 2	CONSTR EQUIPMENT	MAX CONSTR	PROJECT INCREASE	THRESHOLD	EXCEEDS?
Receptor_166	1.74	1.68	1.84	1.84	0.81	0.91	10.40	No
Receptor_167	1.85	1.76	1.95	1.95	1.00	1.10	10.40	No
Receptor_168	1.98	1.87	2.10	2.10	1.31	1.43	10.40	No
Receptor_169	2.08	1.95	2.20	2.20	1.61	1.73	10.40	No
Receptor_170	2.00	1.92	2.04	2.04	1.23	1.27	10.40	No
Receptor_171	1.85	1.85	1.87	1.87	0.78	0.80	10.40	No
Receptor_172	1.75	1.81	1.80	1.81	0.54	0.60	10.40	No
Receptor_173	1.72	1.82	1.82	1.82	0.41	0.51	10.40	No
Receptor_174	1.72	1.82	1.81	1.82	0.37	0.47	10.40	No
Receptor_175	1.71	1.81	1.81	1.81	0.32	0.42	10.40	No
Receptor_176	1.69	1.79	1.80	1.80	0.27	0.38	10.40	No
Receptor_177	1.67	1.78	1.79	1.79	0.23	0.34	10.40	No
Receptor_178	1.65	1.76	1.78	1.78	0.20	0.32	10.40	No
Receptor_179	1.64	1.75	1.77	1.77	0.18	0.31	10.40	No
Receptor_180	1.62	1.74	1.76	1.76	0.16	0.30	10.40	No
Receptor_181	1.61	1.74	1.76	1.76	0.14	0.29	10.40	No
Receptor_182	1.60	1.74	1.75	1.75	0.13	0.28	10.40	No
Receptor_183	1.60	1.73	1.75	1.75	0.12	0.26	10.40	No
Receptor_184	1.61	1.73	1.74	1.74	0.11	0.24	10.40	No
Receptor_185	1.61	1.71	1.73	1.73	0.10	0.22	10.40	No
Receptor_186	1.59	1.66	1.66	1.66	0.09	0.16	10.40	No
Receptor_187	1.59	1.67	1.66	1.67	0.09	0.16	10.40	No
Receptor_188	1.58	1.65	1.64	1.65	0.08	0.16	10.40	No
Receptor_189	1.54	1.62	1.61	1.62	0.08	0.15	10.40	No
Receptor_190	1.59	1.66	1.68	1.68	0.08	0.16	10.40	No
Receptor_191	1.46	1.52	1.54	1.54	0.08	0.16	10.40	No
Receptor_192	1.35	1.39	1.41	1.41	0.09	0.16	10.40	No
Receptor_193	1.26	1.29	1.31	1.31	0.10	0.16	10.40	No
Receptor_194	1.18	1.21	1.23	1.23	0.11	0.16	10.40	No
Receptor_195	1.11	1.13	1.16	1.16	0.12	0.17	10.40	No
Receptor_196	1.07	1.07	1.11	1.11	0.13	0.17	10.40	No
Receptor_197	1.03	1.03	1.06	1.06	0.14	0.17	10.40	No
Receptor_198	0.99	0.98	1.02	1.02	0.14	0.17	10.40	No
Receptor_199	0.96	0.94	0.99	0.99	0.14	0.17	10.40	No
Receptor_200	0.93	0.92	0.96	0.96	0.14	0.17	10.40	No
Receptor_201	0.91	0.89	0.93	0.93	0.14	0.17	10.40	No
Receptor_202	0.90	0.88	0.92	0.92	0.14	0.16	10.40	No
Receptor_203	0.90	0.88	0.92	0.92	0.13	0.15	10.40	No
Receptor_204	0.90	0.88	0.92	0.92	0.12	0.14	10.40	No
Receptor_205	0.89	0.88	0.92	0.92	0.11	0.14	10.40	No
Receptor_206	0.89	0.88	0.91	0.91	0.11	0.13	10.40	No
Receptor_207	0.88	0.87	0.90	0.90	0.10	0.13	10.40	No
Receptor_208	0.87	0.86	0.89	0.89	0.10	0.12	10.40	No
Receptor_209	0.88	0.88	0.91	0.91	0.09	0.12	10.40	No
Receptor_210	0.92	0.92	0.95	0.95	0.09	0.12	10.40	No
Receptor_211	0.96	0.97	1.00	1.00	0.09	0.12	10.40	No
Receptor_212	1.01	1.03	1.05	1.05	0.08	0.12	10.40	No
Receptor_213	1.07	1.09	1.11	1.11	0.08	0.12	10.40	No
Receptor_214	1.14	1.17	1.18	1.18	0.07	0.12	10.40	No
Receptor_215	1.22	1.25	1.27	1.27	0.07	0.12	10.40	No
Receptor_216	1.30	1.34	1.36	1.36	0.06	0.12	10.40	No
Receptor_217	1.35	1.39	1.41	1.41	0.06	0.12	10.40	No
Receptor_218	1.37	1.42	1.43	1.43	0.06	0.13	10.40	No
Receptor_219	1.46	1.51	1.53	1.53	0.06	0.13	10.40	No
Receptor_220	1.55	1.61	1.62	1.62	0.06	0.14	10.40	No

**Respirable Particulate Matter (PM<sub>10</sub>) 24-Hr**

RECEPTOR ID	MAX CONC. (µg/m <sup>3</sup> )					CONSTRUCTION INCREMENTAL DIFFERENCE		
	NO ACTION	CONSTR PHASE 1	CONSTR PHASE 2	CONSTR EQUIPMENT	MAX CONSTR	PROJECT INCREASE	THRESHOLD	EXCEEDS?
Receptor_221	1.60	1.67	1.68	1.68	0.06	0.14	10.40	No
Receptor_222	1.63	1.70	1.71	1.71	0.07	0.15	10.40	No
Receptor_223	1.64	1.71	1.73	1.73	0.07	0.15	10.40	No
Receptor_224	1.63	1.70	1.72	1.72	0.07	0.15	10.40	No
Receptor_225	1.61	1.68	1.69	1.69	0.07	0.16	10.40	No
Receptor_226	1.48	1.54	1.56	1.56	0.08	0.16	10.40	No
Receptor_227	1.79	1.87	1.89	1.89	0.07	0.17	10.40	No
Receptor_228	2.05	2.15	2.16	2.16	0.06	0.18	10.40	No
Receptor_229	2.40	2.53	2.54	2.54	0.06	0.20	10.40	No
Receptor_230	2.45	2.57	2.58	2.58	0.06	0.19	10.40	No
Receptor_231	2.44	2.57	2.57	2.57	0.05	0.18	10.40	No
Receptor_232	2.82	2.97	2.97	2.97	0.05	0.20	10.40	No
Receptor_233	3.32	3.49	3.49	3.49	0.05	0.22	10.40	No
Receptor_234	4.01	4.21	4.20	4.21	0.05	0.25	10.40	No
Receptor_235	4.23	4.45	4.45	4.45	0.05	0.27	10.40	No
Receptor_236	5.56	5.81	5.79	5.81	0.05	0.31	10.40	No
Receptor_237	4.65	4.86	4.84	4.86	0.05	0.25	10.40	No
Receptor_238	3.85	4.02	4.01	4.02	0.04	0.21	10.40	No
Receptor_239	3.30	3.44	3.43	3.44	0.05	0.19	10.40	No
Receptor_240	3.32	3.46	3.44	3.46	0.05	0.19	10.40	No
Receptor_241	2.76	2.87	2.86	2.87	0.05	0.17	10.40	No
Receptor_242	2.36	2.46	2.45	2.46	0.05	0.15	10.40	No
Receptor_243	2.06	2.15	2.14	2.15	0.05	0.14	10.40	No
Receptor_244	1.83	1.91	1.90	1.91	0.05	0.12	10.40	No
Receptor_245	1.57	1.63	1.63	1.63	0.05	0.11	10.40	No
Receptor_246	1.43	1.49	1.49	1.49	0.06	0.11	10.40	No
Receptor_247	1.41	1.45	1.47	1.47	0.07	0.13	10.40	No
Receptor_248	1.33	1.38	1.40	1.40	0.08	0.15	10.40	No
Receptor_249	1.23	1.28	1.29	1.29	0.11	0.17	10.40	No
Receptor_250	1.13	1.17	1.18	1.18	0.14	0.18	10.40	No
Receptor_251	1.11	1.15	1.15	1.15	0.17	0.21	10.40	No
Receptor_252	1.08	1.11	1.11	1.11	0.20	0.24	10.40	No
Receptor_253	1.13	1.17	1.17	1.17	0.24	0.28	10.40	No
Receptor_254	1.19	1.23	1.23	1.23	0.30	0.34	10.40	No
Receptor_255	1.27	1.31	1.31	1.31	0.38	0.42	10.40	No
Receptor_256	1.32	1.37	1.37	1.37	0.29	0.34	10.40	No
Receptor_257	1.38	1.43	1.43	1.43	0.21	0.26	10.40	No
Receptor_258	1.48	1.53	1.54	1.54	0.22	0.28	10.40	No
Receptor_259	1.41	1.47	1.47	1.47	0.33	0.38	10.40	No
Receptor_260	1.33	1.38	1.38	1.38	0.50	0.55	10.40	No
Receptor_261	1.39	1.44	1.44	1.44	0.64	0.69	10.40	No
Receptor_262	1.46	1.52	1.52	1.52	0.92	0.98	10.40	No
Receptor_263	1.35	1.40	1.40	1.40	1.33	1.38	10.40	No
Receptor_264	1.25	1.29	1.29	1.29	1.38	1.42	10.40	No
Receptor_265	1.16	1.20	1.20	1.20	1.18	1.22	10.40	No
Receptor_266	1.08	1.12	1.12	1.12	0.59	0.63	10.40	No
Receptor_267	1.12	1.16	1.16	1.16	0.83	0.87	10.40	No
Receptor_268	1.16	1.20	1.20	1.20	1.07	1.11	10.40	No
Receptor_269	1.18	1.23	1.23	1.23	0.66	0.71	10.40	No
Receptor_270	1.20	1.24	1.24	1.24	0.29	0.33	10.40	No
Receptor_271	1.23	1.26	1.28	1.28	0.17	0.22	10.40	No
Receptor_272	1.29	1.32	1.34	1.34	0.12	0.17	10.40	No
Receptor_273	1.34	1.38	1.39	1.39	0.09	0.14	10.40	No
Receptor_274	1.39	1.42	1.44	1.44	0.07	0.12	10.40	No
Receptor_275	1.44	1.47	1.49	1.49	0.06	0.10	10.40	No

# Respirable Particulate Matter (PM<sub>10</sub>) 24-Hr

RECEPTOR ID	MAX CONC. (µg/m <sup>3</sup> )					CONSTRUCTION INCREMENTAL DIFFERENCE		
	NO ACTION	CONSTR PHASE 1	CONSTR PHASE 2	CONSTR EQUIPMENT	MAX CONSTR	PROJECT INCREASE	THRESHOLD	EXCEEDS?
Receptor_276	1.48	1.51	1.53	1.53	0.05	0.09	10.40	No
Receptor_277	1.52	1.54	1.56	1.56	0.04	0.08	10.40	No
Receptor_278	1.56	1.58	1.60	1.60	0.04	0.08	10.40	No
Receptor_279	1.60	1.62	1.64	1.64	0.04	0.08	10.40	No
Receptor_280	1.64	1.66	1.68	1.68	0.04	0.08	10.40	No
Receptor_281	1.69	1.71	1.73	1.73	0.05	0.09	10.40	No
Receptor_282	1.74	1.75	1.78	1.78	0.05	0.09	10.40	No
Receptor_283	1.79	1.80	1.83	1.83	0.05	0.09	10.40	No
Receptor_284	1.84	1.85	1.88	1.88	0.05	0.09	10.40	No
Receptor_285	1.89	1.90	1.93	1.93	0.05	0.10	10.40	No
Receptor_286	2.04	2.04	2.09	2.09	0.06	0.11	10.40	No
Receptor_287	2.17	2.18	2.22	2.22	0.06	0.12	10.40	No
Receptor_288	2.35	2.43	2.41	2.43	0.07	0.15	10.40	No
Receptor_289	2.37	2.45	2.43	2.45	0.07	0.15	10.40	No
Receptor_290	2.30	2.31	2.36	2.36	0.07	0.12	10.40	No
Receptor_291	2.25	2.25	2.30	2.30	0.06	0.11	10.40	No
Receptor_292	2.18	2.17	2.21	2.21	0.06	0.10	10.40	No
Receptor_293	2.27	2.25	2.30	2.30	0.06	0.10	10.40	No
Receptor_294	2.35	2.33	2.38	2.38	0.06	0.09	10.40	No
Receptor_295	2.43	2.40	2.45	2.45	0.06	0.08	10.40	No
Receptor_296	2.48	2.46	2.51	2.51	0.05	0.08	10.40	No
Receptor_297	2.53	2.50	2.55	2.55	0.05	0.07	10.40	No
Receptor_298	2.54	2.50	2.55	2.55	0.05	0.06	10.40	No
Receptor_299	2.52	2.48	2.54	2.54	0.05	0.07	10.40	No
Receptor_300	2.47	2.56	2.57	2.57	0.05	0.14	10.40	No
Receptor_301	2.52	2.61	2.61	2.61	0.05	0.13	10.40	No
Receptor_302	2.55	2.62	2.62	2.62	0.05	0.12	10.40	No
Receptor_303	2.50	2.56	2.55	2.56	0.05	0.10	10.40	No
Receptor_304	2.44	2.48	2.50	2.50	0.04	0.10	10.40	No
Receptor_305	2.40	2.41	2.44	2.44	0.04	0.08	10.40	No
Receptor_306	2.35	2.35	2.36	2.36	0.04	0.05	10.40	No
Receptor_307	2.33	2.33	2.31	2.33	0.04	0.05	10.40	No
Receptor_308	2.31	2.31	2.28	2.31	0.04	0.04	10.40	No
Receptor_309	2.29	2.28	2.25	2.28	0.04	0.03	10.40	No
Receptor_310	2.19	2.18	2.14	2.18	0.04	0.03	10.40	No
Receptor_311	2.04	2.00	2.02	2.02	0.04	0.01	10.40	No
Receptor_312	1.94	1.89	1.91	1.91	0.04	0.00	10.40	No
Receptor_313	1.83	1.78	1.80	1.80	0.04	0.01	10.40	No
Receptor_314	1.71	1.72	1.70	1.72	0.04	0.04	10.40	No
Receptor_315	1.61	1.66	1.64	1.66	0.04	0.09	10.40	No
Receptor_316	1.54	1.61	1.59	1.61	0.04	0.11	10.40	No
Receptor_317	1.49	1.56	1.54	1.56	0.04	0.11	10.40	No
Receptor_318	1.44	1.50	1.49	1.50	0.04	0.11	10.40	No
Receptor_319	1.39	1.45	1.45	1.45	0.04	0.10	10.40	No
Receptor_320	1.35	1.40	1.40	1.40	0.04	0.10	10.40	No
Receptor_321	1.30	1.36	1.36	1.36	0.04	0.10	10.40	No
Receptor_322	1.27	1.32	1.32	1.32	0.05	0.10	10.40	No
Receptor_323	1.24	1.28	1.29	1.29	0.05	0.10	10.40	No
Receptor_324	1.20	1.25	1.25	1.25	0.05	0.10	10.40	No
Receptor_325	1.17	1.21	1.22	1.22	0.05	0.10	10.40	No
Receptor_326	1.14	1.17	1.18	1.18	0.05	0.10	10.40	No
Receptor_327	1.78	1.86	1.86	1.86	0.35	0.44	10.40	No



**Respirable Particulate Matter (PM<sub>10</sub>) Annual**

RECEPTOR ID	MAXIMUM CONCENTRATION (µg/m <sup>3</sup> )					CONSTRUCTION INCREMENTAL DIFFERENCE		
	NO ACTION	CONSTR PHASE 1	CONSTR PHASE 2	CONSTR EQUIPMENT	MAX CONSTR	PROJECT INCREASE	THRESHOLD	EXCEEDS?
Receptor_1	0.18	0.18	0.18	0.18	0.01	0.00	1.00	No
Receptor_2	0.19	0.19	0.18	0.19	0.01	0.00	1.00	No
Receptor_3	0.19	0.19	0.19	0.19	0.01	0.00	1.00	No
Receptor_4	0.20	0.19	0.19	0.19	0.01	0.00	1.00	No
Receptor_5	0.20	0.20	0.20	0.20	0.01	0.00	1.00	No
Receptor_6	0.21	0.20	0.20	0.20	0.01	0.00	1.00	No
Receptor_7	0.21	0.20	0.20	0.20	0.01	0.00	1.00	No
Receptor_8	0.21	0.21	0.20	0.21	0.01	0.00	1.00	No
Receptor_9	0.21	0.21	0.21	0.21	0.01	0.01	1.00	No
Receptor_10	0.21	0.21	0.21	0.21	0.01	0.01	1.00	No
Receptor_11	0.21	0.21	0.21	0.21	0.01	0.01	1.00	No
Receptor_12	0.21	0.21	0.20	0.21	0.01	0.01	1.00	No
Receptor_13	0.21	0.20	0.20	0.20	0.01	0.01	1.00	No
Receptor_14	0.21	0.20	0.20	0.20	0.01	0.01	1.00	No
Receptor_15	0.21	0.20	0.20	0.20	0.02	0.01	1.00	No
Receptor_16	0.20	0.20	0.20	0.20	0.02	0.01	1.00	No
Receptor_17	0.20	0.20	0.19	0.20	0.02	0.01	1.00	No
Receptor_18	0.20	0.19	0.19	0.19	0.02	0.01	1.00	No
Receptor_19	0.19	0.19	0.19	0.19	0.02	0.01	1.00	No
Receptor_20	0.19	0.18	0.18	0.18	0.02	0.01	1.00	No
Receptor_21	0.19	0.18	0.18	0.18	0.02	0.01	1.00	No
Receptor_22	0.18	0.17	0.17	0.17	0.02	0.01	1.00	No
Receptor_23	0.18	0.17	0.17	0.17	0.02	0.01	1.00	No
Receptor_24	0.17	0.16	0.16	0.16	0.02	0.01	1.00	No
Receptor_25	0.16	0.16	0.16	0.16	0.01	0.01	1.00	No
Receptor_26	0.16	0.15	0.15	0.15	0.01	0.01	1.00	No
Receptor_27	0.15	0.15	0.15	0.15	0.01	0.01	1.00	No
Receptor_28	0.15	0.14	0.14	0.14	0.01	0.01	1.00	No
Receptor_29	0.15	0.15	0.15	0.15	0.01	0.01	1.00	No
Receptor_30	0.16	0.15	0.15	0.15	0.01	0.01	1.00	No
Receptor_31	0.16	0.16	0.16	0.16	0.02	0.01	1.00	No
Receptor_32	0.16	0.15	0.15	0.15	0.02	0.01	1.00	No
Receptor_33	0.16	0.16	0.16	0.16	0.02	0.01	1.00	No
Receptor_34	0.17	0.16	0.16	0.16	0.02	0.01	1.00	No
Receptor_35	0.17	0.17	0.17	0.17	0.02	0.02	1.00	No
Receptor_36	0.18	0.17	0.17	0.17	0.03	0.02	1.00	No
Receptor_37	0.18	0.17	0.17	0.17	0.03	0.03	1.00	No
Receptor_38	0.18	0.17	0.17	0.17	0.04	0.03	1.00	No
Receptor_39	0.18	0.18	0.18	0.18	0.04	0.03	1.00	No
Receptor_40	0.19	0.19	0.19	0.19	0.05	0.05	1.00	No
Receptor_41	0.20	0.19	0.19	0.19	0.06	0.05	1.00	No
Receptor_42	0.21	0.20	0.20	0.20	0.06	0.05	1.00	No
Receptor_43	0.20	0.19	0.19	0.19	0.05	0.04	1.00	No
Receptor_44	0.20	0.20	0.19	0.20	0.04	0.04	1.00	No
Receptor_45	0.20	0.20	0.20	0.20	0.04	0.03	1.00	No
Receptor_46	0.22	0.21	0.21	0.21	0.06	0.05	1.00	No
Receptor_47	0.23	0.23	0.22	0.23	0.08	0.07	1.00	No
Receptor_48	0.23	0.22	0.22	0.22	0.07	0.06	1.00	No
Receptor_49	0.24	0.23	0.23	0.23	0.09	0.08	1.00	No
Receptor_50	0.25	0.24	0.24	0.24	0.09	0.08	1.00	No
Receptor_51	0.24	0.23	0.23	0.23	0.06	0.05	1.00	No
Receptor_52	0.23	0.23	0.22	0.23	0.05	0.04	1.00	No
Receptor_53	0.22	0.21	0.21	0.21	0.04	0.03	1.00	No
Receptor_54	0.21	0.20	0.20	0.20	0.03	0.02	1.00	No
Receptor_55	0.20	0.19	0.19	0.19	0.03	0.02	1.00	No

**Respirable Particulate Matter (PM<sub>10</sub>) Annual**

RECEPTOR ID	MAXIMUM CONCENTRATION (µg/m <sup>3</sup> )					CONSTRUCTION INCREMENTAL DIFFERENCE		
	NO ACTION	CONSTR PHASE 1	CONSTR PHASE 2	CONSTR EQUIPMENT	MAX CONSTR	PROJECT INCREASE	THRESHOLD	EXCEEDS?
Receptor_56	0.19	0.18	0.18	0.18	0.02	0.02	1.00	No
Receptor_57	0.20	0.19	0.19	0.19	0.03	0.02	1.00	No
Receptor_58	0.21	0.20	0.20	0.20	0.03	0.02	1.00	No
Receptor_59	0.22	0.21	0.21	0.21	0.04	0.03	1.00	No
Receptor_60	0.23	0.23	0.23	0.23	0.04	0.03	1.00	No
Receptor_61	0.25	0.24	0.24	0.24	0.05	0.04	1.00	No
Receptor_62	0.27	0.26	0.25	0.26	0.05	0.04	1.00	No
Receptor_63	0.28	0.27	0.27	0.27	0.06	0.05	1.00	No
Receptor_64	0.31	0.29	0.29	0.29	0.07	0.06	1.00	No
Receptor_65	0.32	0.31	0.30	0.31	0.07	0.06	1.00	No
Receptor_66	0.33	0.32	0.32	0.32	0.07	0.06	1.00	No
Receptor_67	0.35	0.33	0.33	0.33	0.07	0.06	1.00	No
Receptor_68	0.36	0.35	0.34	0.35	0.08	0.06	1.00	No
Receptor_69	0.40	0.38	0.38	0.38	0.11	0.09	1.00	No
Receptor_70	0.39	0.37	0.37	0.37	0.08	0.07	1.00	No
Receptor_71	0.38	0.36	0.36	0.36	0.07	0.05	1.00	No
Receptor_72	0.36	0.35	0.35	0.35	0.05	0.04	1.00	No
Receptor_73	0.35	0.34	0.34	0.34	0.04	0.03	1.00	No
Receptor_74	0.34	0.33	0.33	0.33	0.04	0.02	1.00	No
Receptor_75	0.33	0.32	0.32	0.32	0.03	0.02	1.00	No
Receptor_76	0.38	0.37	0.36	0.37	0.04	0.02	1.00	No
Receptor_77	0.37	0.36	0.36	0.36	0.03	0.02	1.00	No
Receptor_78	0.36	0.35	0.35	0.35	0.03	0.01	1.00	No
Receptor_79	0.42	0.40	0.40	0.40	0.03	0.02	1.00	No
Receptor_80	0.49	0.47	0.46	0.47	0.04	0.02	1.00	No
Receptor_81	0.58	0.55	0.55	0.55	0.04	0.01	1.00	No
Receptor_82	0.53	0.51	0.50	0.51	0.03	0.01	1.00	No
Receptor_83	0.49	0.47	0.47	0.47	0.03	0.01	1.00	No
Receptor_84	0.42	0.40	0.40	0.40	0.03	0.01	1.00	No
Receptor_85	0.36	0.35	0.35	0.35	0.03	0.01	1.00	No
Receptor_86	0.32	0.30	0.30	0.30	0.02	0.01	1.00	No
Receptor_87	0.30	0.29	0.29	0.29	0.02	0.01	1.00	No
Receptor_88	0.29	0.28	0.28	0.28	0.02	0.01	1.00	No
Receptor_89	0.28	0.27	0.27	0.27	0.02	0.01	1.00	No
Receptor_90	0.25	0.24	0.24	0.24	0.02	0.01	1.00	No
Receptor_91	0.23	0.22	0.22	0.22	0.02	0.01	1.00	No
Receptor_92	0.21	0.20	0.20	0.20	0.01	0.01	1.00	No
Receptor_93	0.21	0.20	0.21	0.21	0.01	0.01	1.00	No
Receptor_94	0.22	0.21	0.21	0.21	0.01	0.01	1.00	No
Receptor_95	0.22	0.21	0.21	0.21	0.01	0.01	1.00	No
Receptor_96	0.23	0.22	0.22	0.22	0.02	0.01	1.00	No
Receptor_97	0.23	0.22	0.22	0.22	0.02	0.01	1.00	No
Receptor_98	0.26	0.25	0.25	0.25	0.02	0.01	1.00	No
Receptor_99	0.30	0.28	0.29	0.29	0.02	0.01	1.00	No
Receptor_100	0.34	0.33	0.33	0.33	0.02	0.01	1.00	No
Receptor_101	0.35	0.34	0.34	0.34	0.02	0.01	1.00	No
Receptor_102	0.36	0.34	0.35	0.35	0.02	0.01	1.00	No
Receptor_103	0.37	0.35	0.36	0.36	0.03	0.01	1.00	No
Receptor_104	0.38	0.36	0.36	0.36	0.03	0.02	1.00	No
Receptor_105	0.38	0.37	0.37	0.37	0.03	0.02	1.00	No
Receptor_106	0.43	0.41	0.41	0.41	0.04	0.02	1.00	No
Receptor_107	0.48	0.46	0.46	0.46	0.04	0.02	1.00	No
Receptor_108	0.48	0.46	0.46	0.46	0.05	0.03	1.00	No
Receptor_109	0.45	0.43	0.43	0.43	0.05	0.03	1.00	No
Receptor_110	0.43	0.41	0.41	0.41	0.06	0.04	1.00	No

**Respirable Particulate Matter (PM<sub>10</sub>) Annual**

RECEPTOR ID	MAXIMUM CONCENTRATION (µg/m <sup>3</sup> )					CONSTRUCTION INCREMENTAL DIFFERENCE		
	NO ACTION	CONSTR PHASE 1	CONSTR PHASE 2	CONSTR EQUIPMENT	MAX CONSTR	PROJECT INCREASE	THRESHOLD	EXCEEDS?
Receptor_111	0.38	0.37	0.37	0.37	0.05	0.03	1.00	No
Receptor_112	0.39	0.37	0.38	0.38	0.06	0.05	1.00	No
Receptor_113	0.40	0.38	0.38	0.38	0.08	0.07	1.00	No
Receptor_114	0.41	0.39	0.39	0.39	0.11	0.10	1.00	No
Receptor_115	0.41	0.39	0.40	0.40	0.13	0.11	1.00	No
Receptor_116	0.42	0.40	0.40	0.40	0.10	0.09	1.00	No
Receptor_117	0.48	0.45	0.46	0.46	0.23	0.21	1.00	No
Receptor_118	0.56	0.52	0.53	0.53	0.30	0.28	1.00	No
Receptor_119	0.65	0.61	0.62	0.62	0.29	0.26	1.00	No
Receptor_120	0.78	0.71	0.74	0.74	0.17	0.13	1.00	No
Receptor_121	0.85	0.77	0.81	0.81	0.12	0.08	1.00	No
Receptor_122	0.92	0.82	0.90	0.90	0.11	0.09	1.00	No
Receptor_123	0.89	0.80	0.88	0.88	0.10	0.09	1.00	No
Receptor_124	0.86	0.77	0.86	0.86	0.09	0.10	1.00	No
Receptor_125	0.97	0.86	1.04	1.04	0.13	0.20	1.00	No
Receptor_126	0.93	0.83	1.00	1.00	0.11	0.18	1.00	No
Receptor_127	0.81	0.74	0.84	0.84	0.08	0.10	1.00	No
Receptor_128	0.71	0.65	0.72	0.72	0.06	0.07	1.00	No
Receptor_129	0.65	0.60	0.64	0.64	0.06	0.05	1.00	No
Receptor_130	0.64	0.59	0.63	0.63	0.05	0.05	1.00	No
Receptor_131	0.62	0.57	0.63	0.63	0.05	0.05	1.00	No
Receptor_132	0.57	0.53	0.57	0.57	0.04	0.04	1.00	No
Receptor_133	0.53	0.49	0.53	0.53	0.04	0.03	1.00	No
Receptor_134	0.49	0.46	0.49	0.49	0.03	0.03	1.00	No
Receptor_135	0.46	0.43	0.45	0.45	0.03	0.02	1.00	No
Receptor_136	0.43	0.40	0.42	0.42	0.02	0.02	1.00	No
Receptor_137	0.40	0.38	0.40	0.40	0.02	0.02	1.00	No
Receptor_138	0.42	0.40	0.42	0.42	0.02	0.02	1.00	No
Receptor_139	0.44	0.42	0.44	0.44	0.02	0.02	1.00	No
Receptor_140	0.44	0.42	0.45	0.45	0.02	0.03	1.00	No
Receptor_141	0.47	0.44	0.48	0.48	0.02	0.03	1.00	No
Receptor_142	0.46	0.44	0.47	0.47	0.02	0.03	1.00	No
Receptor_143	0.49	0.47	0.50	0.50	0.02	0.03	1.00	No
Receptor_144	0.52	0.49	0.53	0.53	0.02	0.04	1.00	No
Receptor_145	0.54	0.51	0.55	0.55	0.03	0.04	1.00	No
Receptor_146	0.52	0.50	0.53	0.53	0.02	0.04	1.00	No
Receptor_147	0.50	0.48	0.52	0.52	0.02	0.03	1.00	No
Receptor_148	0.50	0.48	0.51	0.51	0.02	0.03	1.00	No
Receptor_149	0.51	0.50	0.53	0.53	0.02	0.03	1.00	No
Receptor_150	0.53	0.52	0.55	0.55	0.02	0.04	1.00	No
Receptor_151	0.55	0.54	0.57	0.57	0.02	0.04	1.00	No
Receptor_152	0.57	0.57	0.59	0.59	0.02	0.04	1.00	No
Receptor_153	0.60	0.60	0.62	0.62	0.01	0.04	1.00	No
Receptor_154	0.61	0.61	0.64	0.64	0.01	0.04	1.00	No
Receptor_155	0.60	0.59	0.62	0.62	0.02	0.04	1.00	No
Receptor_156	0.58	0.58	0.61	0.61	0.02	0.04	1.00	No
Receptor_157	0.60	0.59	0.62	0.62	0.02	0.04	1.00	No
Receptor_158	0.62	0.61	0.64	0.64	0.02	0.04	1.00	No
Receptor_159	0.64	0.63	0.66	0.66	0.02	0.04	1.00	No
Receptor_160	0.65	0.64	0.67	0.67	0.02	0.05	1.00	No
Receptor_161	0.67	0.65	0.69	0.69	0.02	0.05	1.00	No
Receptor_162	0.69	0.67	0.72	0.72	0.03	0.05	1.00	No
Receptor_163	0.72	0.70	0.75	0.75	0.03	0.06	1.00	No
Receptor_164	0.75	0.72	0.79	0.79	0.04	0.07	1.00	No
Receptor_165	0.79	0.76	0.83	0.83	0.04	0.08	1.00	No

**Respirable Particulate Matter (PM<sub>10</sub>) Annual**

RECEPTOR ID	MAXIMUM CONCENTRATION (µg/m <sup>3</sup> )					CONSTRUCTION INCREMENTAL DIFFERENCE		
	NO ACTION	CONSTR PHASE 1	CONSTR PHASE 2	CONSTR EQUIPMENT	MAX CONSTR	PROJECT INCREASE	THRESHOLD	EXCEEDS?
Receptor_166	0.84	0.80	0.89	0.89	0.05	0.10	1.00	No
Receptor_167	0.90	0.84	0.96	0.96	0.07	0.13	1.00	No
Receptor_168	0.98	0.90	1.05	1.05	0.09	0.17	1.00	No
Receptor_169	1.03	0.95	1.12	1.12	0.12	0.21	1.00	No
Receptor_170	1.00	0.94	1.04	1.04	0.08	0.13	1.00	No
Receptor_171	0.94	0.90	0.95	0.95	0.05	0.07	1.00	No
Receptor_172	0.90	0.89	0.92	0.92	0.04	0.05	1.00	No
Receptor_173	0.90	0.91	0.93	0.93	0.03	0.06	1.00	No
Receptor_174	0.89	0.90	0.92	0.92	0.03	0.05	1.00	No
Receptor_175	0.88	0.89	0.91	0.91	0.02	0.05	1.00	No
Receptor_176	0.87	0.88	0.90	0.90	0.02	0.05	1.00	No
Receptor_177	0.85	0.87	0.89	0.89	0.02	0.05	1.00	No
Receptor_178	0.84	0.86	0.88	0.88	0.02	0.05	1.00	No
Receptor_179	0.83	0.85	0.86	0.86	0.01	0.05	1.00	No
Receptor_180	0.82	0.84	0.85	0.85	0.01	0.05	1.00	No
Receptor_181	0.81	0.83	0.84	0.84	0.01	0.05	1.00	No
Receptor_182	0.80	0.82	0.83	0.83	0.01	0.05	1.00	No
Receptor_183	0.79	0.81	0.82	0.82	0.01	0.05	1.00	No
Receptor_184	0.78	0.80	0.82	0.82	0.01	0.05	1.00	No
Receptor_185	0.77	0.79	0.81	0.81	0.01	0.05	1.00	No
Receptor_186	0.76	0.79	0.80	0.80	0.01	0.05	1.00	No
Receptor_187	0.75	0.78	0.79	0.79	0.01	0.05	1.00	No
Receptor_188	0.74	0.77	0.78	0.78	0.01	0.05	1.00	No
Receptor_189	0.73	0.76	0.77	0.77	0.01	0.05	1.00	No
Receptor_190	0.73	0.75	0.76	0.76	0.01	0.05	1.00	No
Receptor_191	0.67	0.70	0.71	0.71	0.01	0.04	1.00	No
Receptor_192	0.63	0.65	0.66	0.66	0.01	0.04	1.00	No
Receptor_193	0.59	0.61	0.62	0.62	0.01	0.04	1.00	No
Receptor_194	0.56	0.57	0.59	0.59	0.01	0.03	1.00	No
Receptor_195	0.53	0.54	0.55	0.55	0.01	0.03	1.00	No
Receptor_196	0.51	0.51	0.53	0.53	0.01	0.03	1.00	No
Receptor_197	0.49	0.49	0.50	0.50	0.01	0.03	1.00	No
Receptor_198	0.47	0.47	0.48	0.48	0.01	0.03	1.00	No
Receptor_199	0.45	0.45	0.46	0.46	0.01	0.03	1.00	No
Receptor_200	0.44	0.43	0.45	0.45	0.01	0.02	1.00	No
Receptor_201	0.43	0.42	0.44	0.44	0.01	0.02	1.00	No
Receptor_202	0.42	0.41	0.43	0.43	0.01	0.02	1.00	No
Receptor_203	0.41	0.40	0.42	0.42	0.01	0.02	1.00	No
Receptor_204	0.40	0.40	0.41	0.41	0.01	0.02	1.00	No
Receptor_205	0.39	0.39	0.41	0.41	0.01	0.02	1.00	No
Receptor_206	0.39	0.39	0.40	0.40	0.01	0.02	1.00	No
Receptor_207	0.38	0.38	0.39	0.39	0.01	0.02	1.00	No
Receptor_208	0.37	0.37	0.39	0.39	0.01	0.02	1.00	No
Receptor_209	0.38	0.38	0.39	0.39	0.01	0.02	1.00	No
Receptor_210	0.39	0.40	0.41	0.41	0.01	0.02	1.00	No
Receptor_211	0.41	0.42	0.43	0.43	0.01	0.02	1.00	No
Receptor_212	0.43	0.44	0.45	0.45	0.01	0.02	1.00	No
Receptor_213	0.45	0.46	0.47	0.47	0.01	0.03	1.00	No
Receptor_214	0.48	0.49	0.50	0.50	0.01	0.03	1.00	No
Receptor_215	0.50	0.52	0.53	0.53	0.01	0.03	1.00	No
Receptor_216	0.53	0.55	0.56	0.56	0.01	0.03	1.00	No
Receptor_217	0.56	0.58	0.58	0.58	0.01	0.03	1.00	No
Receptor_218	0.57	0.59	0.60	0.60	0.01	0.03	1.00	No
Receptor_219	0.61	0.63	0.63	0.63	0.01	0.04	1.00	No
Receptor_220	0.64	0.67	0.67	0.67	0.01	0.04	1.00	No

**Respirable Particulate Matter (PM<sub>10</sub>) Annual**

RECEPTOR ID	MAXIMUM CONCENTRATION (µg/m <sup>3</sup> )					CONSTRUCTION INCREMENTAL DIFFERENCE		
	NO ACTION	CONSTR PHASE 1	CONSTR PHASE 2	CONSTR EQUIPMENT	MAX CONSTR	PROJECT INCREASE	THRESHOLD	EXCEEDS?
Receptor_221	0.67	0.69	0.70	0.70	0.01	0.04	1.00	No
Receptor_222	0.68	0.71	0.72	0.72	0.01	0.04	1.00	No
Receptor_223	0.70	0.72	0.73	0.73	0.01	0.04	1.00	No
Receptor_224	0.71	0.73	0.74	0.74	0.01	0.04	1.00	No
Receptor_225	0.71	0.74	0.75	0.75	0.01	0.04	1.00	No
Receptor_226	0.67	0.69	0.70	0.70	0.01	0.04	1.00	No
Receptor_227	0.79	0.82	0.83	0.83	0.01	0.05	1.00	No
Receptor_228	0.89	0.93	0.94	0.94	0.01	0.06	1.00	No
Receptor_229	1.02	1.07	1.08	1.08	0.01	0.06	1.00	No
Receptor_230	1.02	1.07	1.07	1.07	0.01	0.06	1.00	No
Receptor_231	1.00	1.05	1.06	1.06	0.01	0.06	1.00	No
Receptor_232	1.16	1.21	1.22	1.22	0.01	0.07	1.00	No
Receptor_233	1.36	1.43	1.43	1.43	0.01	0.08	1.00	No
Receptor_234	1.64	1.72	1.72	1.72	0.01	0.09	1.00	No
Receptor_235	1.75	1.84	1.83	1.84	0.01	0.10	1.00	No
Receptor_236	2.30	2.41	2.40	2.41	0.01	0.12	1.00	No
Receptor_237	1.91	2.00	1.99	2.00	0.01	0.10	1.00	No
Receptor_238	1.57	1.64	1.63	1.64	0.01	0.08	1.00	No
Receptor_239	1.33	1.39	1.39	1.39	0.01	0.07	1.00	No
Receptor_240	1.35	1.42	1.41	1.42	0.01	0.07	1.00	No
Receptor_241	1.12	1.17	1.17	1.17	0.01	0.06	1.00	No
Receptor_242	0.96	1.00	1.00	1.00	0.01	0.05	1.00	No
Receptor_243	0.83	0.87	0.87	0.87	0.01	0.05	1.00	No
Receptor_244	0.74	0.77	0.77	0.77	0.01	0.04	1.00	No
Receptor_245	0.64	0.67	0.67	0.67	0.01	0.04	1.00	No
Receptor_246	0.60	0.63	0.63	0.63	0.01	0.04	1.00	No
Receptor_247	0.55	0.57	0.57	0.57	0.01	0.04	1.00	No
Receptor_248	0.49	0.51	0.51	0.51	0.01	0.03	1.00	No
Receptor_249	0.42	0.44	0.44	0.44	0.01	0.03	1.00	No
Receptor_250	0.36	0.38	0.38	0.38	0.02	0.03	1.00	No
Receptor_251	0.31	0.33	0.32	0.33	0.02	0.03	1.00	No
Receptor_252	0.27	0.28	0.28	0.28	0.02	0.03	1.00	No
Receptor_253	0.28	0.29	0.29	0.29	0.03	0.04	1.00	No
Receptor_254	0.29	0.30	0.30	0.30	0.03	0.04	1.00	No
Receptor_255	0.30	0.31	0.31	0.31	0.04	0.05	1.00	No
Receptor_256	0.34	0.36	0.36	0.36	0.03	0.05	1.00	No
Receptor_257	0.40	0.41	0.41	0.41	0.02	0.04	1.00	No
Receptor_258	0.42	0.43	0.43	0.43	0.03	0.05	1.00	No
Receptor_259	0.36	0.38	0.37	0.38	0.04	0.05	1.00	No
Receptor_260	0.31	0.32	0.32	0.32	0.05	0.06	1.00	No
Receptor_261	0.32	0.33	0.33	0.33	0.07	0.08	1.00	No
Receptor_262	0.33	0.34	0.34	0.34	0.10	0.11	1.00	No
Receptor_263	0.28	0.29	0.29	0.29	0.14	0.15	1.00	No
Receptor_264	0.24	0.25	0.25	0.25	0.14	0.15	1.00	No
Receptor_265	0.21	0.22	0.22	0.22	0.13	0.13	1.00	No
Receptor_266	0.19	0.19	0.19	0.19	0.07	0.08	1.00	No
Receptor_267	0.19	0.20	0.20	0.20	0.10	0.11	1.00	No
Receptor_268	0.20	0.21	0.21	0.21	0.14	0.14	1.00	No
Receptor_269	0.21	0.22	0.22	0.22	0.09	0.09	1.00	No
Receptor_270	0.22	0.23	0.23	0.23	0.04	0.04	1.00	No
Receptor_271	0.23	0.24	0.24	0.24	0.02	0.03	1.00	No
Receptor_272	0.24	0.25	0.25	0.25	0.02	0.02	1.00	No
Receptor_273	0.25	0.26	0.26	0.26	0.01	0.02	1.00	No
Receptor_274	0.27	0.28	0.27	0.28	0.01	0.02	1.00	No
Receptor_275	0.28	0.29	0.29	0.29	0.01	0.02	1.00	No

**Respirable Particulate Matter (PM<sub>10</sub>) Annual**

RECEPTOR ID	MAXIMUM CONCENTRATION (µg/m <sup>3</sup> )					CONSTRUCTION INCREMENTAL DIFFERENCE		
	NO ACTION	CONSTR PHASE 1	CONSTR PHASE 2	CONSTR EQUIPMENT	MAX CONSTR	PROJECT INCREASE	THRESHOLD	EXCEEDS?
Receptor_276	0.29	0.30	0.30	0.30	0.01	0.02	1.00	No
Receptor_277	0.31	0.32	0.31	0.32	0.01	0.02	1.00	No
Receptor_278	0.32	0.33	0.33	0.33	0.01	0.02	1.00	No
Receptor_279	0.33	0.34	0.34	0.34	0.01	0.02	1.00	No
Receptor_280	0.34	0.36	0.35	0.36	0.01	0.02	1.00	No
Receptor_281	0.36	0.37	0.37	0.37	0.01	0.02	1.00	No
Receptor_282	0.37	0.38	0.38	0.38	0.01	0.02	1.00	No
Receptor_283	0.38	0.39	0.39	0.39	0.01	0.02	1.00	No
Receptor_284	0.39	0.40	0.40	0.40	0.01	0.02	1.00	No
Receptor_285	0.40	0.41	0.41	0.41	0.01	0.02	1.00	No
Receptor_286	0.48	0.49	0.49	0.49	0.01	0.02	1.00	No
Receptor_287	0.55	0.57	0.57	0.57	0.01	0.02	1.00	No
Receptor_288	0.65	0.67	0.66	0.67	0.01	0.03	1.00	No
Receptor_289	0.66	0.68	0.67	0.68	0.01	0.02	1.00	No
Receptor_290	0.58	0.60	0.60	0.60	0.01	0.02	1.00	No
Receptor_291	0.52	0.54	0.53	0.54	0.01	0.02	1.00	No
Receptor_292	0.45	0.46	0.46	0.46	0.01	0.02	1.00	No
Receptor_293	0.46	0.47	0.47	0.47	0.01	0.02	1.00	No
Receptor_294	0.47	0.48	0.48	0.48	0.01	0.02	1.00	No
Receptor_295	0.48	0.49	0.49	0.49	0.01	0.01	1.00	No
Receptor_296	0.49	0.49	0.49	0.49	0.01	0.01	1.00	No
Receptor_297	0.49	0.50	0.50	0.50	0.01	0.01	1.00	No
Receptor_298	0.50	0.50	0.50	0.50	0.01	0.01	1.00	No
Receptor_299	0.50	0.51	0.51	0.51	0.01	0.01	1.00	No
Receptor_300	0.50	0.50	0.50	0.50	0.01	0.01	1.00	No
Receptor_301	0.50	0.50	0.50	0.50	0.01	0.00	1.00	No
Receptor_302	0.51	0.50	0.50	0.50	0.01	0.00	1.00	No
Receptor_303	0.50	0.50	0.50	0.50	0.01	(0.00)	1.00	No
Receptor_304	0.50	0.49	0.49	0.49	0.01	(0.00)	1.00	No
Receptor_305	0.49	0.48	0.48	0.48	0.01	(0.01)	1.00	No
Receptor_306	0.48	0.47	0.47	0.47	0.01	(0.01)	1.00	No
Receptor_307	0.48	0.47	0.47	0.47	0.01	(0.01)	1.00	No
Receptor_308	0.47	0.45	0.45	0.45	0.01	(0.01)	1.00	No
Receptor_309	0.46	0.44	0.44	0.44	0.01	(0.01)	1.00	No
Receptor_310	0.44	0.42	0.42	0.42	0.01	(0.01)	1.00	No
Receptor_311	0.42	0.40	0.40	0.40	0.01	(0.01)	1.00	No
Receptor_312	0.39	0.38	0.38	0.38	0.01	(0.01)	1.00	No
Receptor_313	0.37	0.36	0.36	0.36	0.01	(0.01)	1.00	No
Receptor_314	0.35	0.34	0.34	0.34	0.01	(0.01)	1.00	No
Receptor_315	0.33	0.32	0.32	0.32	0.01	(0.00)	1.00	No
Receptor_316	0.31	0.30	0.30	0.30	0.01	(0.00)	1.00	No
Receptor_317	0.29	0.28	0.28	0.28	0.01	(0.00)	1.00	No
Receptor_318	0.28	0.27	0.27	0.27	0.01	(0.00)	1.00	No
Receptor_319	0.26	0.26	0.26	0.26	0.01	(0.00)	1.00	No
Receptor_320	0.25	0.25	0.25	0.25	0.01	0.00	1.00	No
Receptor_321	0.24	0.24	0.23	0.24	0.01	0.00	1.00	No
Receptor_322	0.23	0.22	0.22	0.22	0.01	0.00	1.00	No
Receptor_323	0.22	0.21	0.21	0.21	0.01	0.00	1.00	No
Receptor_324	0.21	0.21	0.20	0.21	0.01	0.00	1.00	No
Receptor_325	0.20	0.20	0.20	0.20	0.01	0.00	1.00	No
Receptor_326	0.19	0.19	0.19	0.19	0.01	0.00	1.00	No
Receptor_327	1.03	1.03	1.05	1.05	0.02	0.05	1.00	No

# Respirable Particulate Matter (PM<sub>2.5</sub>) 24-Hr

RECEPTOR ID	MAX CONC. (µg/m <sup>3</sup> )					CONSTRUCTION INCREMENTAL DIFFERENCE		
	NO ACTION	CONSTR PHASE 1	CONSTR PHASE 2	CONSTR EQUIPMENT	MAX CONSTR	PROJECT INCREASE	THRESHOLD	EXCEEDS?
Receptor_1	1.10	1.14	1.15	1.15	0.01	0.06	2.50	No
Receptor_2	1.15	1.19	1.20	1.20	0.02	0.06	2.50	No
Receptor_3	1.20	1.23	1.24	1.24	0.02	0.06	2.50	No
Receptor_4	1.23	1.26	1.27	1.27	0.02	0.06	2.50	No
Receptor_5	1.24	1.27	1.29	1.29	0.02	0.07	2.50	No
Receptor_6	1.24	1.27	1.28	1.28	0.02	0.07	2.50	No
Receptor_7	1.22	1.25	1.26	1.26	0.03	0.07	2.50	No
Receptor_8	1.18	1.21	1.22	1.22	0.03	0.07	2.50	No
Receptor_9	1.14	1.15	1.17	1.17	0.03	0.06	2.50	No
Receptor_10	1.13	1.14	1.16	1.16	0.04	0.06	2.50	No
Receptor_11	1.13	1.13	1.15	1.15	0.04	0.07	2.50	No
Receptor_12	1.13	1.13	1.15	1.15	0.04	0.07	2.50	No
Receptor_13	1.13	1.13	1.15	1.15	0.05	0.07	2.50	No
Receptor_14	1.14	1.14	1.16	1.16	0.05	0.07	2.50	No
Receptor_15	1.14	1.14	1.16	1.16	0.06	0.08	2.50	No
Receptor_16	1.14	1.14	1.16	1.16	0.06	0.08	2.50	No
Receptor_17	1.13	1.13	1.15	1.15	0.06	0.08	2.50	No
Receptor_18	1.10	1.11	1.12	1.12	0.06	0.08	2.50	No
Receptor_19	1.06	1.07	1.08	1.08	0.06	0.08	2.50	No
Receptor_20	1.02	1.03	1.03	1.03	0.06	0.07	2.50	No
Receptor_21	1.03	1.03	1.02	1.03	0.05	0.05	2.50	No
Receptor_22	1.04	1.04	1.02	1.04	0.05	0.05	2.50	No
Receptor_23	1.04	1.03	1.02	1.03	0.05	0.04	2.50	No
Receptor_24	1.04	1.03	1.01	1.03	0.04	0.03	2.50	No
Receptor_25	1.03	1.01	1.00	1.01	0.04	0.02	2.50	No
Receptor_26	1.01	0.99	0.98	0.99	0.03	0.01	2.50	No
Receptor_27	0.99	0.96	0.95	0.96	0.03	0.01	2.50	No
Receptor_28	0.96	0.94	0.93	0.94	0.03	0.00	2.50	No
Receptor_29	0.99	0.96	0.95	0.96	0.03	0.00	2.50	No
Receptor_30	1.02	0.99	0.98	0.99	0.03	0.01	2.50	No
Receptor_31	1.05	1.02	1.01	1.02	0.04	0.01	2.50	No
Receptor_32	1.05	1.01	1.00	1.01	0.04	0.01	2.50	No
Receptor_33	1.07	1.04	1.03	1.04	0.04	0.01	2.50	No
Receptor_34	1.10	1.06	1.05	1.06	0.05	0.01	2.50	No
Receptor_35	1.12	1.08	1.07	1.08	0.05	0.01	2.50	No
Receptor_36	1.13	1.09	1.08	1.09	0.06	0.01	2.50	No
Receptor_37	1.15	1.10	1.09	1.10	0.06	0.01	2.50	No
Receptor_38	1.15	1.10	1.09	1.10	0.07	0.01	2.50	No
Receptor_39	1.15	1.09	1.09	1.09	0.07	0.01	2.50	No
Receptor_40	1.21	1.15	1.14	1.15	0.08	0.03	2.50	No
Receptor_41	1.24	1.18	1.17	1.18	0.09	0.03	2.50	No
Receptor_42	1.26	1.20	1.19	1.20	0.09	0.03	2.50	No
Receptor_43	1.22	1.16	1.15	1.16	0.08	0.02	2.50	No
Receptor_44	1.21	1.14	1.13	1.14	0.07	0.01	2.50	No
Receptor_45	1.19	1.12	1.12	1.12	0.07	0.00	2.50	No
Receptor_46	1.28	1.21	1.20	1.21	0.09	0.02	2.50	No
Receptor_47	1.38	1.31	1.30	1.31	0.12	0.05	2.50	No
Receptor_48	1.35	1.28	1.27	1.28	0.10	0.03	2.50	No
Receptor_49	1.42	1.35	1.33	1.35	0.12	0.05	2.50	No
Receptor_50	1.45	1.37	1.36	1.37	0.12	0.05	2.50	No
Receptor_51	1.37	1.29	1.28	1.29	0.09	0.02	2.50	No
Receptor_52	1.28	1.21	1.20	1.21	0.08	(0.00)	2.50	No
Receptor_53	1.19	1.13	1.09	1.13	0.06	0.00	2.50	No
Receptor_54	1.15	1.10	1.04	1.10	0.05	(0.00)	2.50	No
Receptor_55	1.10	1.06	1.00	1.06	0.05	(0.00)	2.50	No

**Respirable Particulate Matter (PM<sub>2.5</sub>) 24-Hr**

RECEPTOR ID	MAX CONC. (µg/m <sup>3</sup> )					CONSTRUCTION INCREMENTAL DIFFERENCE		
	NO ACTION	CONSTR PHASE 1	CONSTR PHASE 2	CONSTR EQUIPMENT	MAX CONSTR	PROJECT INCREASE	THRESHOLD	EXCEEDS?
Receptor_56	1.11	1.07	1.02	1.07	0.04	(0.00)	2.50	No
Receptor_57	1.16	1.11	1.07	1.11	0.04	(0.00)	2.50	No
Receptor_58	1.21	1.17	1.12	1.17	0.05	(0.00)	2.50	No
Receptor_59	1.25	1.19	1.13	1.19	0.06	0.00	2.50	No
Receptor_60	1.33	1.27	1.21	1.27	0.06	0.00	2.50	No
Receptor_61	1.42	1.36	1.29	1.36	0.06	0.01	2.50	No
Receptor_62	1.52	1.46	1.39	1.46	0.07	0.01	2.50	No
Receptor_63	1.62	1.56	1.49	1.56	0.08	0.01	2.50	No
Receptor_64	1.74	1.67	1.60	1.67	0.09	0.02	2.50	No
Receptor_65	1.82	1.75	1.69	1.75	0.09	0.02	2.50	No
Receptor_66	1.89	1.82	1.77	1.82	0.09	0.02	2.50	No
Receptor_67	1.95	1.88	1.84	1.88	0.09	0.02	2.50	No
Receptor_68	2.02	1.95	1.89	1.95	0.09	0.02	2.50	No
Receptor_69	2.21	2.13	2.04	2.13	0.13	0.05	2.50	No
Receptor_70	2.14	2.07	1.98	2.07	0.10	0.02	2.50	No
Receptor_71	2.08	2.00	1.92	2.00	0.08	0.01	2.50	No
Receptor_72	2.01	1.94	1.87	1.94	0.07	0.00	2.50	No
Receptor_73	1.95	1.89	1.83	1.89	0.06	(0.00)	2.50	No
Receptor_74	1.89	1.83	1.77	1.83	0.05	(0.01)	2.50	No
Receptor_75	1.82	1.77	1.72	1.77	0.04	(0.01)	2.50	No
Receptor_76	1.99	1.93	1.87	1.93	0.05	(0.01)	2.50	No
Receptor_77	1.94	1.88	1.82	1.88	0.04	(0.01)	2.50	No
Receptor_78	1.89	1.83	1.78	1.83	0.04	(0.01)	2.50	No
Receptor_79	2.03	1.96	1.90	1.96	0.05	(0.01)	2.50	No
Receptor_80	2.19	2.11	2.04	2.11	0.05	(0.02)	2.50	No
Receptor_81	2.37	2.28	2.20	2.28	0.06	(0.04)	2.50	No
Receptor_82	2.24	2.15	2.08	2.15	0.05	(0.03)	2.50	No
Receptor_83	2.11	2.04	1.97	2.04	0.05	(0.03)	2.50	No
Receptor_84	1.96	1.90	1.83	1.90	0.04	(0.02)	2.50	No
Receptor_85	1.82	1.77	1.72	1.77	0.04	(0.01)	2.50	No
Receptor_86	1.70	1.66	1.61	1.66	0.03	(0.01)	2.50	No
Receptor_87	1.63	1.58	1.55	1.58	0.03	(0.01)	2.50	No
Receptor_88	1.55	1.51	1.48	1.51	0.03	(0.01)	2.50	No
Receptor_89	1.47	1.43	1.42	1.43	0.04	(0.01)	2.50	No
Receptor_90	1.35	1.31	1.32	1.32	0.04	0.01	2.50	No
Receptor_91	1.23	1.20	1.23	1.23	0.04	0.03	2.50	No
Receptor_92	1.13	1.11	1.14	1.14	0.04	0.04	2.50	No
Receptor_93	1.11	1.09	1.13	1.13	0.04	0.06	2.50	No
Receptor_94	1.09	1.07	1.12	1.12	0.05	0.08	2.50	No
Receptor_95	1.06	1.04	1.10	1.10	0.06	0.09	2.50	No
Receptor_96	1.03	1.02	1.08	1.08	0.07	0.11	2.50	No
Receptor_97	1.01	1.00	1.05	1.05	0.08	0.12	2.50	No
Receptor_98	1.11	1.09	1.15	1.15	0.08	0.13	2.50	No
Receptor_99	1.23	1.20	1.27	1.27	0.08	0.12	2.50	No
Receptor_100	1.39	1.33	1.41	1.41	0.08	0.10	2.50	No
Receptor_101	1.33	1.28	1.37	1.37	0.10	0.14	2.50	No
Receptor_102	1.26	1.22	1.32	1.32	0.12	0.18	2.50	No
Receptor_103	1.28	1.21	1.27	1.27	0.15	0.13	2.50	No
Receptor_104	1.32	1.23	1.21	1.23	0.17	0.08	2.50	No
Receptor_105	1.34	1.23	1.16	1.23	0.18	0.07	2.50	No
Receptor_106	1.42	1.31	1.23	1.31	0.20	0.09	2.50	No
Receptor_107	1.53	1.41	1.33	1.41	0.23	0.11	2.50	No
Receptor_108	1.52	1.39	1.30	1.39	0.24	0.10	2.50	No
Receptor_109	1.45	1.30	1.26	1.30	0.22	0.07	2.50	No
Receptor_110	1.37	1.24	1.22	1.24	0.20	0.07	2.50	No



**Respirable Particulate Matter (PM<sub>2.5</sub>) 24-Hr**

RECEPTOR ID	MAX CONC. (µg/m <sup>3</sup> )					CONSTRUCTION INCREMENTAL DIFFERENCE		
	NO ACTION	CONSTR PHASE 1	CONSTR PHASE 2	CONSTR EQUIPMENT	MAX CONSTR	PROJECT INCREASE	THRESHOLD	EXCEEDS?
Receptor_111	1.28	1.15	1.14	1.15	0.16	0.03	2.50	No
Receptor_112	1.24	1.18	1.15	1.18	0.17	0.10	2.50	No
Receptor_113	1.19	1.19	1.17	1.19	0.17	0.17	2.50	No
Receptor_114	1.19	1.19	1.20	1.20	0.17	0.18	2.50	No
Receptor_115	1.18	1.17	1.22	1.22	0.16	0.20	2.50	No
Receptor_116	1.15	1.14	1.23	1.23	0.16	0.24	2.50	No
Receptor_117	1.25	1.21	1.33	1.33	0.25	0.33	2.50	No
Receptor_118	1.40	1.30	1.46	1.46	0.31	0.37	2.50	No
Receptor_119	1.58	1.42	1.62	1.62	0.34	0.37	2.50	No
Receptor_120	1.80	1.59	1.81	1.81	0.34	0.35	2.50	No
Receptor_121	1.89	1.65	1.90	1.90	0.36	0.37	2.50	No
Receptor_122	1.96	1.70	1.99	1.99	0.41	0.44	2.50	No
Receptor_123	1.88	1.63	1.91	1.91	0.36	0.40	2.50	No
Receptor_124	1.79	1.57	1.83	1.83	0.31	0.35	2.50	No
Receptor_125	1.97	1.75	2.04	2.04	0.62	0.69	2.50	No
Receptor_126	1.90	1.69	1.96	1.96	0.57	0.63	2.50	No
Receptor_127	1.67	1.48	1.71	1.71	0.32	0.35	2.50	No
Receptor_128	1.53	1.36	1.52	1.52	0.20	0.20	2.50	No
Receptor_129	1.45	1.29	1.42	1.42	0.15	0.13	2.50	No
Receptor_130	1.41	1.26	1.38	1.38	0.15	0.12	2.50	No
Receptor_131	1.37	1.23	1.34	1.34	0.15	0.13	2.50	No
Receptor_132	1.28	1.15	1.25	1.25	0.13	0.09	2.50	No
Receptor_133	1.20	1.09	1.16	1.16	0.11	0.07	2.50	No
Receptor_134	1.13	1.03	1.09	1.09	0.09	0.05	2.50	No
Receptor_135	1.07	0.98	1.03	1.03	0.08	0.04	2.50	No
Receptor_136	1.02	0.94	0.98	0.98	0.07	0.03	2.50	No
Receptor_137	0.97	0.89	0.93	0.93	0.06	0.02	2.50	No
Receptor_138	0.99	0.92	0.96	0.96	0.07	0.03	2.50	No
Receptor_139	1.02	0.94	0.98	0.98	0.08	0.05	2.50	No
Receptor_140	1.01	0.93	0.97	0.97	0.09	0.05	2.50	No
Receptor_141	1.04	0.97	1.01	1.01	0.11	0.07	2.50	No
Receptor_142	1.02	0.95	0.99	0.99	0.10	0.07	2.50	No
Receptor_143	1.05	0.98	1.02	1.02	0.12	0.10	2.50	No
Receptor_144	1.07	1.01	1.06	1.06	0.13	0.12	2.50	No
Receptor_145	1.09	1.04	1.10	1.10	0.14	0.15	2.50	No
Receptor_146	1.07	1.02	1.06	1.06	0.12	0.12	2.50	No
Receptor_147	1.04	1.00	1.03	1.03	0.11	0.10	2.50	No
Receptor_148	1.03	0.99	1.02	1.02	0.10	0.09	2.50	No
Receptor_149	1.05	1.02	1.04	1.04	0.09	0.08	2.50	No
Receptor_150	1.08	1.06	1.08	1.08	0.08	0.08	2.50	No
Receptor_151	1.11	1.11	1.12	1.12	0.08	0.08	2.50	No
Receptor_152	1.16	1.16	1.17	1.17	0.07	0.08	2.50	No
Receptor_153	1.22	1.23	1.24	1.24	0.06	0.08	2.50	No
Receptor_154	1.27	1.28	1.33	1.33	0.07	0.13	2.50	No
Receptor_155	1.23	1.23	1.28	1.28	0.08	0.13	2.50	No
Receptor_156	1.20	1.19	1.24	1.24	0.08	0.13	2.50	No
Receptor_157	1.26	1.25	1.31	1.31	0.10	0.15	2.50	No
Receptor_158	1.31	1.32	1.37	1.37	0.08	0.15	2.50	No
Receptor_159	1.34	1.36	1.42	1.42	0.09	0.16	2.50	No
Receptor_160	1.37	1.38	1.45	1.45	0.10	0.18	2.50	No
Receptor_161	1.40	1.41	1.48	1.48	0.12	0.20	2.50	No
Receptor_162	1.44	1.45	1.53	1.53	0.14	0.23	2.50	No
Receptor_163	1.50	1.49	1.59	1.59	0.16	0.25	2.50	No
Receptor_164	1.56	1.54	1.66	1.66	0.19	0.28	2.50	No
Receptor_165	1.64	1.60	1.74	1.74	0.23	0.32	2.50	No

**Respirable Particulate Matter (PM<sub>2.5</sub>) 24-Hr**

RECEPTOR ID	MAX CONC. (µg/m <sup>3</sup> )					CONSTRUCTION INCREMENTAL DIFFERENCE		
	NO ACTION	CONSTR PHASE 1	CONSTR PHASE 2	CONSTR EQUIPMENT	MAX CONSTR	PROJECT INCREASE	THRESHOLD	EXCEEDS?
Receptor_166	1.74	1.68	1.83	1.83	0.28	0.38	2.50	No
Receptor_167	1.85	1.76	1.95	1.95	0.34	0.45	2.50	No
Receptor_168	1.98	1.87	2.09	2.09	0.46	0.57	2.50	No
Receptor_169	2.08	1.94	2.20	2.20	0.56	0.68	2.50	No
Receptor_170	2.00	1.92	2.04	2.04	0.43	0.47	2.50	No
Receptor_171	1.85	1.85	1.87	1.87	0.27	0.29	2.50	No
Receptor_172	1.75	1.81	1.80	1.81	0.19	0.25	2.50	No
Receptor_173	1.72	1.82	1.81	1.82	0.14	0.24	2.50	No
Receptor_174	1.72	1.82	1.81	1.82	0.13	0.23	2.50	No
Receptor_175	1.71	1.81	1.81	1.81	0.11	0.21	2.50	No
Receptor_176	1.69	1.79	1.80	1.80	0.09	0.20	2.50	No
Receptor_177	1.67	1.78	1.79	1.79	0.08	0.19	2.50	No
Receptor_178	1.65	1.76	1.77	1.77	0.07	0.19	2.50	No
Receptor_179	1.64	1.75	1.77	1.77	0.06	0.19	2.50	No
Receptor_180	1.62	1.74	1.76	1.76	0.05	0.19	2.50	No
Receptor_181	1.61	1.74	1.76	1.76	0.05	0.20	2.50	No
Receptor_182	1.60	1.74	1.75	1.75	0.04	0.20	2.50	No
Receptor_183	1.60	1.73	1.75	1.75	0.04	0.19	2.50	No
Receptor_184	1.61	1.73	1.74	1.74	0.04	0.17	2.50	No
Receptor_185	1.61	1.71	1.73	1.73	0.03	0.15	2.50	No
Receptor_186	1.59	1.66	1.66	1.66	0.03	0.10	2.50	No
Receptor_187	1.59	1.67	1.66	1.67	0.03	0.10	2.50	No
Receptor_188	1.58	1.65	1.64	1.65	0.03	0.10	2.50	No
Receptor_189	1.54	1.62	1.61	1.62	0.03	0.10	2.50	No
Receptor_190	1.59	1.66	1.68	1.68	0.03	0.11	2.50	No
Receptor_191	1.46	1.52	1.54	1.54	0.03	0.10	2.50	No
Receptor_192	1.35	1.39	1.41	1.41	0.03	0.10	2.50	No
Receptor_193	1.26	1.29	1.31	1.31	0.03	0.09	2.50	No
Receptor_194	1.18	1.21	1.23	1.23	0.04	0.09	2.50	No
Receptor_195	1.11	1.13	1.16	1.16	0.04	0.09	2.50	No
Receptor_196	1.07	1.07	1.11	1.11	0.05	0.09	2.50	No
Receptor_197	1.03	1.03	1.06	1.06	0.05	0.08	2.50	No
Receptor_198	0.99	0.98	1.02	1.02	0.05	0.08	2.50	No
Receptor_199	0.96	0.94	0.99	0.99	0.05	0.08	2.50	No
Receptor_200	0.93	0.92	0.96	0.96	0.05	0.07	2.50	No
Receptor_201	0.91	0.89	0.93	0.93	0.05	0.07	2.50	No
Receptor_202	0.90	0.88	0.92	0.92	0.05	0.07	2.50	No
Receptor_203	0.90	0.88	0.92	0.92	0.04	0.07	2.50	No
Receptor_204	0.89	0.88	0.92	0.92	0.04	0.06	2.50	No
Receptor_205	0.89	0.88	0.92	0.92	0.04	0.06	2.50	No
Receptor_206	0.89	0.88	0.91	0.91	0.04	0.06	2.50	No
Receptor_207	0.88	0.87	0.90	0.90	0.03	0.06	2.50	No
Receptor_208	0.87	0.86	0.89	0.89	0.03	0.06	2.50	No
Receptor_209	0.88	0.88	0.91	0.91	0.03	0.06	2.50	No
Receptor_210	0.92	0.92	0.95	0.95	0.03	0.06	2.50	No
Receptor_211	0.96	0.97	1.00	1.00	0.03	0.06	2.50	No
Receptor_212	1.01	1.03	1.05	1.05	0.03	0.06	2.50	No
Receptor_213	1.07	1.09	1.11	1.11	0.03	0.07	2.50	No
Receptor_214	1.14	1.17	1.18	1.18	0.02	0.07	2.50	No
Receptor_215	1.22	1.25	1.27	1.27	0.02	0.07	2.50	No
Receptor_216	1.30	1.34	1.36	1.36	0.02	0.08	2.50	No
Receptor_217	1.35	1.39	1.41	1.41	0.02	0.08	2.50	No
Receptor_218	1.37	1.42	1.43	1.43	0.02	0.08	2.50	No
Receptor_219	1.46	1.51	1.53	1.53	0.02	0.09	2.50	No
Receptor_220	1.55	1.61	1.62	1.62	0.02	0.09	2.50	No

**Respirable Particulate Matter (PM<sub>2.5</sub>) 24-Hr**

RECEPTOR ID	MAX CONC. (µg/m <sup>3</sup> )					CONSTRUCTION INCREMENTAL DIFFERENCE		
	NO ACTION	CONSTR PHASE 1	CONSTR PHASE 2	CONSTR EQUIPMENT	MAX CONSTR	PROJECT INCREASE	THRESHOLD	EXCEEDS?
Receptor_221	1.60	1.67	1.68	1.68	0.02	0.10	2.50	No
Receptor_222	1.63	1.70	1.71	1.71	0.02	0.10	2.50	No
Receptor_223	1.64	1.71	1.73	1.73	0.02	0.11	2.50	No
Receptor_224	1.63	1.70	1.72	1.72	0.02	0.11	2.50	No
Receptor_225	1.61	1.68	1.69	1.69	0.03	0.11	2.50	No
Receptor_226	1.48	1.54	1.56	1.56	0.03	0.10	2.50	No
Receptor_227	1.79	1.87	1.89	1.89	0.02	0.12	2.50	No
Receptor_228	2.05	2.15	2.16	2.16	0.02	0.14	2.50	No
Receptor_229	2.40	2.53	2.54	2.54	0.02	0.16	2.50	No
Receptor_230	2.45	2.57	2.58	2.58	0.02	0.15	2.50	No
Receptor_231	2.44	2.57	2.57	2.57	0.02	0.15	2.50	No
Receptor_232	2.82	2.97	2.97	2.97	0.02	0.17	2.50	No
Receptor_233	3.32	3.49	3.49	3.49	0.02	0.19	2.50	No
Receptor_234	4.01	4.21	4.20	4.21	0.02	0.22	2.50	No
Receptor_235	4.23	4.45	4.45	4.45	0.02	0.24	2.50	No
Receptor_236	5.56	5.81	5.79	5.81	0.02	0.28	2.50	No
Receptor_237	4.65	4.86	4.84	4.86	0.02	0.22	2.50	No
Receptor_238	3.85	4.02	4.01	4.02	0.02	0.18	2.50	No
Receptor_239	3.30	3.44	3.43	3.44	0.01	0.16	2.50	No
Receptor_240	3.32	3.46	3.44	3.46	0.01	0.15	2.50	No
Receptor_241	2.76	2.87	2.86	2.87	0.01	0.13	2.50	No
Receptor_242	2.36	2.46	2.45	2.46	0.01	0.11	2.50	No
Receptor_243	2.06	2.15	2.14	2.15	0.01	0.10	2.50	No
Receptor_244	1.83	1.91	1.90	1.91	0.01	0.09	2.50	No
Receptor_245	1.57	1.63	1.63	1.63	0.01	0.07	2.50	No
Receptor_246	1.43	1.49	1.49	1.49	0.01	0.07	2.50	No
Receptor_247	1.41	1.45	1.47	1.47	0.02	0.08	2.50	No
Receptor_248	1.33	1.38	1.40	1.40	0.02	0.09	2.50	No
Receptor_249	1.23	1.28	1.29	1.29	0.03	0.09	2.50	No
Receptor_250	1.13	1.17	1.18	1.18	0.03	0.08	2.50	No
Receptor_251	1.11	1.15	1.15	1.15	0.04	0.08	2.50	No
Receptor_252	1.08	1.11	1.11	1.11	0.05	0.09	2.50	No
Receptor_253	1.13	1.17	1.17	1.17	0.06	0.10	2.50	No
Receptor_254	1.19	1.23	1.23	1.23	0.08	0.12	2.50	No
Receptor_255	1.27	1.31	1.31	1.31	0.10	0.14	2.50	No
Receptor_256	1.32	1.37	1.37	1.37	0.07	0.12	2.50	No
Receptor_257	1.38	1.43	1.43	1.43	0.05	0.11	2.50	No
Receptor_258	1.48	1.53	1.54	1.54	0.06	0.12	2.50	No
Receptor_259	1.41	1.47	1.47	1.47	0.08	0.14	2.50	No
Receptor_260	1.33	1.38	1.38	1.38	0.13	0.17	2.50	No
Receptor_261	1.39	1.44	1.44	1.44	0.16	0.21	2.50	No
Receptor_262	1.46	1.52	1.52	1.52	0.23	0.29	2.50	No
Receptor_263	1.35	1.40	1.40	1.40	0.34	0.38	2.50	No
Receptor_264	1.25	1.29	1.29	1.29	0.35	0.39	2.50	No
Receptor_265	1.16	1.20	1.20	1.20	0.30	0.34	2.50	No
Receptor_266	1.08	1.11	1.12	1.12	0.15	0.18	2.50	No
Receptor_267	1.12	1.16	1.16	1.16	0.21	0.25	2.50	No
Receptor_268	1.16	1.20	1.20	1.20	0.27	0.31	2.50	No
Receptor_269	1.18	1.23	1.23	1.23	0.17	0.21	2.50	No
Receptor_270	1.20	1.24	1.24	1.24	0.07	0.12	2.50	No
Receptor_271	1.23	1.26	1.27	1.27	0.04	0.09	2.50	No
Receptor_272	1.29	1.32	1.34	1.34	0.03	0.08	2.50	No
Receptor_273	1.34	1.38	1.39	1.39	0.02	0.07	2.50	No
Receptor_274	1.39	1.42	1.44	1.44	0.02	0.07	2.50	No
Receptor_275	1.44	1.47	1.49	1.49	0.01	0.06	2.50	No

**Respirable Particulate Matter (PM<sub>2.5</sub>) 24-Hr**

RECEPTOR ID	MAX CONC. (µg/m <sup>3</sup> )					CONSTRUCTION INCREMENTAL DIFFERENCE		
	NO ACTION	CONSTR PHASE 1	CONSTR PHASE 2	CONSTR EQUIPMENT	MAX CONSTR	PROJECT INCREASE	THRESHOLD	EXCEEDS?
Receptor_276	1.48	1.51	1.53	1.53	0.01	0.06	2.50	No
Receptor_277	1.52	1.54	1.56	1.56	0.01	0.06	2.50	No
Receptor_278	1.56	1.58	1.60	1.60	0.01	0.05	2.50	No
Receptor_279	1.60	1.62	1.64	1.64	0.01	0.05	2.50	No
Receptor_280	1.64	1.66	1.68	1.68	0.02	0.05	2.50	No
Receptor_281	1.69	1.71	1.73	1.73	0.02	0.06	2.50	No
Receptor_282	1.74	1.75	1.78	1.78	0.02	0.06	2.50	No
Receptor_283	1.79	1.80	1.83	1.83	0.02	0.06	2.50	No
Receptor_284	1.84	1.85	1.88	1.88	0.02	0.06	2.50	No
Receptor_285	1.89	1.90	1.93	1.93	0.02	0.06	2.50	No
Receptor_286	2.04	2.04	2.09	2.09	0.02	0.07	2.50	No
Receptor_287	2.17	2.18	2.22	2.22	0.02	0.08	2.50	No
Receptor_288	2.35	2.43	2.41	2.43	0.02	0.10	2.50	No
Receptor_289	2.37	2.45	2.43	2.45	0.02	0.10	2.50	No
Receptor_290	2.30	2.31	2.36	2.36	0.02	0.08	2.50	No
Receptor_291	2.25	2.25	2.30	2.30	0.02	0.07	2.50	No
Receptor_292	2.18	2.17	2.21	2.21	0.02	0.06	2.50	No
Receptor_293	2.27	2.25	2.30	2.30	0.02	0.05	2.50	No
Receptor_294	2.35	2.33	2.38	2.38	0.02	0.05	2.50	No
Receptor_295	2.43	2.40	2.45	2.45	0.02	0.04	2.50	No
Receptor_296	2.48	2.46	2.51	2.51	0.02	0.04	2.50	No
Receptor_297	2.53	2.50	2.55	2.55	0.02	0.04	2.50	No
Receptor_298	2.54	2.50	2.55	2.55	0.02	0.03	2.50	No
Receptor_299	2.52	2.48	2.54	2.54	0.02	0.04	2.50	No
Receptor_300	2.47	2.56	2.57	2.57	0.02	0.11	2.50	No
Receptor_301	2.52	2.61	2.61	2.61	0.02	0.10	2.50	No
Receptor_302	2.55	2.62	2.62	2.62	0.02	0.09	2.50	No
Receptor_303	2.50	2.56	2.55	2.56	0.02	0.07	2.50	No
Receptor_304	2.44	2.48	2.50	2.50	0.01	0.07	2.50	No
Receptor_305	2.40	2.41	2.44	2.44	0.01	0.05	2.50	No
Receptor_306	2.35	2.35	2.36	2.36	0.01	0.02	2.50	No
Receptor_307	2.33	2.33	2.31	2.33	0.01	0.02	2.50	No
Receptor_308	2.31	2.31	2.28	2.31	0.01	0.01	2.50	No
Receptor_309	2.29	2.28	2.25	2.28	0.01	0.00	2.50	No
Receptor_310	2.19	2.18	2.14	2.18	0.01	0.00	2.50	No
Receptor_311	2.04	2.00	2.02	2.02	0.01	(0.02)	2.50	No
Receptor_312	1.94	1.89	1.91	1.91	0.01	(0.02)	2.50	No
Receptor_313	1.83	1.78	1.80	1.80	0.01	(0.01)	2.50	No
Receptor_314	1.71	1.72	1.70	1.72	0.01	0.02	2.50	No
Receptor_315	1.61	1.66	1.64	1.66	0.01	0.06	2.50	No
Receptor_316	1.54	1.61	1.59	1.61	0.01	0.09	2.50	No
Receptor_317	1.49	1.56	1.54	1.56	0.01	0.08	2.50	No
Receptor_318	1.44	1.50	1.49	1.50	0.01	0.08	2.50	No
Receptor_319	1.39	1.45	1.45	1.45	0.01	0.07	2.50	No
Receptor_320	1.35	1.40	1.40	1.40	0.01	0.07	2.50	No
Receptor_321	1.30	1.36	1.36	1.36	0.01	0.07	2.50	No
Receptor_322	1.27	1.32	1.32	1.32	0.01	0.07	2.50	No
Receptor_323	1.24	1.28	1.29	1.29	0.01	0.07	2.50	No
Receptor_324	1.20	1.25	1.25	1.25	0.01	0.07	2.50	No
Receptor_325	1.17	1.21	1.22	1.22	0.01	0.07	2.50	No
Receptor_326	1.13	1.17	1.18	1.18	0.02	0.06	2.50	No
Receptor_327	1.78	1.86	1.86	1.86	0.12	0.21	2.50	No

---

## Attachment A.5

---

### Operations – Localized Significance Thresholds (LST) Dispersion Modeling

- 2013 Output Files Summaries
  - CO
  - NO<sub>x</sub>
  - SO<sub>2</sub>
  - PM<sub>10</sub>
  - PM<sub>2.5</sub>
- 2016 Output Files Summaries
  - CO
  - NO<sub>x</sub>
  - SO<sub>2</sub>
  - PM<sub>10</sub>
  - PM<sub>2.5</sub>



---

## Attachment A.5

---

### Operations – Localized Significance Thresholds (LST) Dispersion Modeling

- 2013 Output Files Summaries
  - CO
  - NO<sub>x</sub>
  - SO<sub>2</sub>
  - PM<sub>10</sub>
  - PM<sub>2.5</sub>





**Carbon Monoxide (CO) 1-Hr**

RECEPTOR ID	MAX CONCENTRATION (µg/m <sup>3</sup> )			INCREMENTAL DIFFERENCE			
	2013 EXISTING	2013 WITH PROJECT	PROJECT INCREASE	AMBIENT	TOTAL	THRESHOLD	EXCEEDS?
Receptor_1	709	604	(105)	4,104	4,104	23,000	No
Receptor_2	707	651	(56)	4,104	4,104	23,000	No
Receptor_3	749	743	(6)	4,104	4,104	23,000	No
Receptor_4	830	823	(7)	4,104	4,104	23,000	No
Receptor_5	888	881	(7)	4,104	4,104	23,000	No
Receptor_6	911	904	(7)	4,104	4,104	23,000	No
Receptor_7	916	887	(29)	4,104	4,104	23,000	No
Receptor_8	930	896	(34)	4,104	4,104	23,000	No
Receptor_9	914	886	(28)	4,104	4,104	23,000	No
Receptor_10	877	855	(22)	4,104	4,104	23,000	No
Receptor_11	830	812	(18)	4,104	4,104	23,000	No
Receptor_12	783	769	(14)	4,104	4,104	23,000	No
Receptor_13	741	730	(11)	4,104	4,104	23,000	No
Receptor_14	708	701	(8)	4,104	4,104	23,000	No
Receptor_15	686	680	(6)	4,104	4,104	23,000	No
Receptor_16	669	664	(4)	4,104	4,104	23,000	No
Receptor_17	650	647	(3)	4,104	4,104	23,000	No
Receptor_18	658	652	(6)	4,104	4,104	23,000	No
Receptor_19	670	663	(6)	4,104	4,104	23,000	No
Receptor_20	677	670	(7)	4,104	4,104	23,000	No
Receptor_21	679	672	(7)	4,104	4,104	23,000	No
Receptor_22	677	670	(7)	4,104	4,104	23,000	No
Receptor_23	671	664	(7)	4,104	4,104	23,000	No
Receptor_24	660	653	(7)	4,104	4,104	23,000	No
Receptor_25	645	638	(7)	4,104	4,104	23,000	No
Receptor_26	627	620	(6)	4,104	4,104	23,000	No
Receptor_27	605	600	(6)	4,104	4,104	23,000	No
Receptor_28	601	596	(5)	4,104	4,104	23,000	No
Receptor_29	611	606	(5)	4,104	4,104	23,000	No
Receptor_30	622	617	(5)	4,104	4,104	23,000	No
Receptor_31	636	629	(6)	4,104	4,104	23,000	No
Receptor_32	650	645	(5)	4,104	4,104	23,000	No
Receptor_33	662	657	(5)	4,104	4,104	23,000	No
Receptor_34	674	669	(5)	4,104	4,104	23,000	No
Receptor_35	693	688	(5)	4,104	4,104	23,000	No
Receptor_36	714	709	(6)	4,104	4,104	23,000	No
Receptor_37	760	754	(6)	4,104	4,104	23,000	No
Receptor_38	799	793	(7)	4,104	4,104	23,000	No
Receptor_39	830	823	(7)	4,104	4,104	23,000	No
Receptor_40	859	852	(7)	4,104	4,104	23,000	No
Receptor_41	884	876	(8)	4,104	4,104	23,000	No
Receptor_42	908	900	(8)	4,104	4,104	23,000	No
Receptor_43	896	888	(8)	4,104	4,104	23,000	No
Receptor_44	896	888	(8)	4,104	4,104	23,000	No
Receptor_45	886	879	(8)	4,104	4,104	23,000	No
Receptor_46	940	931	(8)	4,104	4,104	23,000	No
Receptor_47	988	979	(9)	4,104	4,104	23,000	No
Receptor_48	980	971	(9)	4,104	4,104	23,000	No
Receptor_49	1,014	1,005	(9)	4,104	4,104	23,000	No
Receptor_50	1,031	1,022	(9)	4,104	4,104	23,000	No
Receptor_51	981	972	(9)	4,104	4,104	23,000	No
Receptor_52	975	966	(9)	4,104	4,104	23,000	No
Receptor_53	950	941	(9)	4,104	4,104	23,000	No
Receptor_54	914	906	(8)	4,104	4,104	23,000	No
Receptor_55	887	879	(8)	4,104	4,104	23,000	No

**Carbon Monoxide (CO) 1-Hr**

RECEPTOR ID	MAX CONCENTRATION (µg/m <sup>3</sup> )			INCREMENTAL DIFFERENCE			
	2013 EXISTING	2013 WITH PROJECT	PROJECT INCREASE	AMBIENT	TOTAL	THRESHOLD	EXCEEDS?
Receptor_56	856	848	(8)	4,104	4,104	23,000	No
Receptor_57	875	867	(8)	4,104	4,104	23,000	No
Receptor_58	893	885	(8)	4,104	4,104	23,000	No
Receptor_59	956	947	(9)	4,104	4,104	23,000	No
Receptor_60	983	974	(9)	4,104	4,104	23,000	No
Receptor_61	1,009	1,000	(10)	4,104	4,104	23,000	No
Receptor_62	1,032	1,022	(10)	4,104	4,104	23,000	No
Receptor_63	1,050	1,040	(10)	4,104	4,104	23,000	No
Receptor_64	1,072	1,064	(8)	4,104	4,104	23,000	No
Receptor_65	1,132	1,123	(9)	4,104	4,104	23,000	No
Receptor_66	1,323	1,312	(12)	4,104	4,104	23,000	No
Receptor_67	1,489	1,476	(13)	4,104	4,104	23,000	No
Receptor_68	1,610	1,595	(15)	4,104	4,104	23,000	No
Receptor_69	1,724	1,708	(16)	4,104	4,104	23,000	No
Receptor_70	1,695	1,680	(15)	4,104	4,104	23,000	No
Receptor_71	1,571	1,558	(14)	4,104	4,104	23,000	No
Receptor_72	1,400	1,388	(12)	4,104	4,104	23,000	No
Receptor_73	1,240	1,231	(10)	4,104	4,104	23,000	No
Receptor_74	1,118	1,110	(8)	4,104	4,104	23,000	No
Receptor_75	1,029	1,021	(8)	4,104	4,104	23,000	No
Receptor_76	1,062	1,054	(8)	4,104	4,104	23,000	No
Receptor_77	1,014	1,006	(8)	4,104	4,104	23,000	No
Receptor_78	969	961	(8)	4,104	4,104	23,000	No
Receptor_79	1,029	986	(43)	4,104	4,104	23,000	No
Receptor_80	1,086	1,050	(36)	4,104	4,104	23,000	No
Receptor_81	1,142	1,105	(37)	4,104	4,104	23,000	No
Receptor_82	1,096	1,057	(39)	4,104	4,104	23,000	No
Receptor_83	1,054	1,011	(44)	4,104	4,104	23,000	No
Receptor_84	1,008	978	(30)	4,104	4,104	23,000	No
Receptor_85	960	927	(33)	4,104	4,104	23,000	No
Receptor_86	907	857	(50)	4,104	4,104	23,000	No
Receptor_87	889	853	(36)	4,104	4,104	23,000	No
Receptor_88	871	843	(28)	4,104	4,104	23,000	No
Receptor_89	852	828	(25)	4,104	4,104	23,000	No
Receptor_90	812	788	(25)	4,104	4,104	23,000	No
Receptor_91	776	750	(26)	4,104	4,104	23,000	No
Receptor_92	743	714	(29)	4,104	4,104	23,000	No
Receptor_93	751	728	(22)	4,104	4,104	23,000	No
Receptor_94	755	732	(23)	4,104	4,104	23,000	No
Receptor_95	755	727	(29)	4,104	4,104	23,000	No
Receptor_96	762	716	(46)	4,104	4,104	23,000	No
Receptor_97	769	704	(66)	4,104	4,104	23,000	No
Receptor_98	807	730	(77)	4,104	4,104	23,000	No
Receptor_99	847	767	(80)	4,104	4,104	23,000	No
Receptor_100	890	807	(84)	4,104	4,104	23,000	No
Receptor_101	890	806	(83)	4,104	4,104	23,000	No
Receptor_102	887	804	(83)	4,104	4,104	23,000	No
Receptor_103	882	799	(83)	4,104	4,104	23,000	No
Receptor_104	874	792	(82)	4,104	4,104	23,000	No
Receptor_105	861	784	(77)	4,104	4,104	23,000	No
Receptor_106	889	811	(79)	4,104	4,104	23,000	No
Receptor_107	921	840	(82)	4,104	4,104	23,000	No
Receptor_108	905	841	(64)	4,104	4,104	23,000	No
Receptor_109	870	825	(45)	4,104	4,104	23,000	No
Receptor_110	834	808	(26)	4,104	4,104	23,000	No

**Carbon Monoxide (CO) 1-Hr**

RECEPTOR ID	MAX CONCENTRATION (µg/m <sup>3</sup> )			INCREMENTAL DIFFERENCE			
	2013 EXISTING	2013 WITH PROJECT	PROJECT INCREASE	AMBIENT	TOTAL	THRESHOLD	EXCEEDS?
Receptor_111	807	782	(26)	4,104	4,104	23,000	No
Receptor_112	789	779	(11)	4,104	4,104	23,000	No
Receptor_113	772	770	(2)	4,104	4,104	23,000	No
Receptor_114	752	755	4	4,104	4,108	23,000	No
Receptor_115	742	743	1	4,104	4,105	23,000	No
Receptor_116	727	732	5	4,104	4,109	23,000	No
Receptor_117	805	761	(44)	4,104	4,104	23,000	No
Receptor_118	919	863	(56)	4,104	4,104	23,000	No
Receptor_119	1,047	985	(63)	4,104	4,104	23,000	No
Receptor_120	1,194	1,119	(75)	4,104	4,104	23,000	No
Receptor_121	1,294	1,205	(89)	4,104	4,104	23,000	No
Receptor_122	1,385	1,287	(99)	4,104	4,104	23,000	No
Receptor_123	1,369	1,286	(83)	4,104	4,104	23,000	No
Receptor_124	1,340	1,283	(57)	4,104	4,104	23,000	No
Receptor_125	1,376	1,410	33	4,104	4,137	23,000	No
Receptor_126	1,296	1,376	79	4,104	4,183	23,000	No
Receptor_127	1,254	1,270	16	4,104	4,120	23,000	No
Receptor_128	1,194	1,177	(16)	4,104	4,104	23,000	No
Receptor_129	1,153	1,105	(48)	4,104	4,104	23,000	No
Receptor_130	1,130	1,105	(26)	4,104	4,104	23,000	No
Receptor_131	1,095	1,092	(3)	4,104	4,104	23,000	No
Receptor_132	1,039	1,037	(2)	4,104	4,104	23,000	No
Receptor_133	990	988	(2)	4,104	4,104	23,000	No
Receptor_134	947	944	(3)	4,104	4,104	23,000	No
Receptor_135	907	904	(3)	4,104	4,104	23,000	No
Receptor_136	872	868	(4)	4,104	4,104	23,000	No
Receptor_137	840	835	(5)	4,104	4,104	23,000	No
Receptor_138	820	832	12	4,104	4,116	23,000	No
Receptor_139	783	805	22	4,104	4,126	23,000	No
Receptor_140	747	769	22	4,104	4,126	23,000	No
Receptor_141	727	748	22	4,104	4,126	23,000	No
Receptor_142	709	725	16	4,104	4,120	23,000	No
Receptor_143	703	712	9	4,104	4,113	23,000	No
Receptor_144	715	715	(1)	4,104	4,104	23,000	No
Receptor_145	751	741	(10)	4,104	4,104	23,000	No
Receptor_146	759	747	(12)	4,104	4,104	23,000	No
Receptor_147	778	762	(15)	4,104	4,104	23,000	No
Receptor_148	812	793	(19)	4,104	4,104	23,000	No
Receptor_149	873	851	(22)	4,104	4,104	23,000	No
Receptor_150	940	915	(24)	4,104	4,104	23,000	No
Receptor_151	1,004	977	(27)	4,104	4,104	23,000	No
Receptor_152	1,066	1,038	(28)	4,104	4,104	23,000	No
Receptor_153	1,123	1,093	(30)	4,104	4,104	23,000	No
Receptor_154	1,134	1,104	(30)	4,104	4,104	23,000	No
Receptor_155	1,094	1,065	(29)	4,104	4,104	23,000	No
Receptor_156	1,053	1,025	(28)	4,104	4,104	23,000	No
Receptor_157	1,020	994	(26)	4,104	4,104	23,000	No
Receptor_158	1,107	1,078	(29)	4,104	4,104	23,000	No
Receptor_159	1,101	1,073	(28)	4,104	4,104	23,000	No
Receptor_160	1,086	1,059	(27)	4,104	4,104	23,000	No
Receptor_161	1,057	1,031	(27)	4,104	4,104	23,000	No
Receptor_162	1,027	1,002	(26)	4,104	4,104	23,000	No
Receptor_163	990	966	(25)	4,104	4,104	23,000	No
Receptor_164	947	924	(24)	4,104	4,104	23,000	No
Receptor_165	900	877	(23)	4,104	4,104	23,000	No

**Carbon Monoxide (CO) 1-Hr**

RECEPTOR ID	MAX CONCENTRATION (µg/m <sup>3</sup> )			INCREMENTAL DIFFERENCE			
	2013 EXISTING	2013 WITH PROJECT	PROJECT INCREASE	AMBIENT	TOTAL	THRESHOLD	EXCEEDS?
Receptor_166	878	836	(42)	4,104	4,104	23,000	No
Receptor_167	925	891	(35)	4,104	4,104	23,000	No
Receptor_168	989	963	(25)	4,104	4,104	23,000	No
Receptor_169	1,044	1,059	15	4,104	4,119	23,000	No
Receptor_170	981	1,127	146	4,104	4,250	23,000	No
Receptor_171	974	1,062	88	4,104	4,192	23,000	No
Receptor_172	1,106	1,081	(26)	4,104	4,104	23,000	No
Receptor_173	1,320	1,290	(30)	4,104	4,104	23,000	No
Receptor_174	1,361	1,331	(31)	4,104	4,104	23,000	No
Receptor_175	1,415	1,383	(32)	4,104	4,104	23,000	No
Receptor_176	1,456	1,422	(34)	4,104	4,104	23,000	No
Receptor_177	1,482	1,446	(35)	4,104	4,104	23,000	No
Receptor_178	1,489	1,453	(36)	4,104	4,104	23,000	No
Receptor_179	1,482	1,445	(37)	4,104	4,104	23,000	No
Receptor_180	1,463	1,426	(37)	4,104	4,104	23,000	No
Receptor_181	1,437	1,400	(38)	4,104	4,104	23,000	No
Receptor_182	1,409	1,372	(38)	4,104	4,104	23,000	No
Receptor_183	1,381	1,343	(38)	4,104	4,104	23,000	No
Receptor_184	1,355	1,317	(38)	4,104	4,104	23,000	No
Receptor_185	1,331	1,294	(37)	4,104	4,104	23,000	No
Receptor_186	1,310	1,274	(36)	4,104	4,104	23,000	No
Receptor_187	1,293	1,258	(35)	4,104	4,104	23,000	No
Receptor_188	1,279	1,246	(33)	4,104	4,104	23,000	No
Receptor_189	1,269	1,239	(31)	4,104	4,104	23,000	No
Receptor_190	1,267	1,239	(28)	4,104	4,104	23,000	No
Receptor_191	1,201	1,172	(29)	4,104	4,104	23,000	No
Receptor_192	1,147	1,118	(29)	4,104	4,104	23,000	No
Receptor_193	1,105	1,076	(29)	4,104	4,104	23,000	No
Receptor_194	1,070	1,041	(29)	4,104	4,104	23,000	No
Receptor_195	1,033	1,005	(28)	4,104	4,104	23,000	No
Receptor_196	1,002	974	(28)	4,104	4,104	23,000	No
Receptor_197	971	944	(27)	4,104	4,104	23,000	No
Receptor_198	940	914	(26)	4,104	4,104	23,000	No
Receptor_199	908	883	(25)	4,104	4,104	23,000	No
Receptor_200	885	861	(24)	4,104	4,104	23,000	No
Receptor_201	858	835	(23)	4,104	4,104	23,000	No
Receptor_202	852	829	(23)	4,104	4,104	23,000	No
Receptor_203	848	825	(23)	4,104	4,104	23,000	No
Receptor_204	843	820	(23)	4,104	4,104	23,000	No
Receptor_205	837	814	(23)	4,104	4,104	23,000	No
Receptor_206	830	807	(23)	4,104	4,104	23,000	No
Receptor_207	822	800	(22)	4,104	4,104	23,000	No
Receptor_208	814	792	(22)	4,104	4,104	23,000	No
Receptor_209	820	799	(21)	4,104	4,104	23,000	No
Receptor_210	842	821	(21)	4,104	4,104	23,000	No
Receptor_211	864	843	(21)	4,104	4,104	23,000	No
Receptor_212	885	865	(20)	4,104	4,104	23,000	No
Receptor_213	900	880	(20)	4,104	4,104	23,000	No
Receptor_214	901	882	(19)	4,104	4,104	23,000	No
Receptor_215	878	860	(18)	4,104	4,104	23,000	No
Receptor_216	843	833	(9)	4,104	4,104	23,000	No
Receptor_217	961	941	(19)	4,104	4,104	23,000	No
Receptor_218	1,033	1,012	(21)	4,104	4,104	23,000	No
Receptor_219	1,079	1,058	(21)	4,104	4,104	23,000	No
Receptor_220	1,149	1,127	(23)	4,104	4,104	23,000	No

**Carbon Monoxide (CO) 1-Hr**

RECEPTOR ID	MAX CONCENTRATION (µg/m <sup>3</sup> )			INCREMENTAL DIFFERENCE			
	2013 EXISTING	2013 WITH PROJECT	PROJECT INCREASE	AMBIENT	TOTAL	THRESHOLD	EXCEEDS?
Receptor_221	1,214	1,191	(23)	4,104	4,104	23,000	No
Receptor_222	1,258	1,234	(24)	4,104	4,104	23,000	No
Receptor_223	1,272	1,247	(25)	4,104	4,104	23,000	No
Receptor_224	1,268	1,242	(26)	4,104	4,104	23,000	No
Receptor_225	1,262	1,235	(27)	4,104	4,104	23,000	No
Receptor_226	1,199	1,172	(28)	4,104	4,104	23,000	No
Receptor_227	1,361	1,334	(27)	4,104	4,104	23,000	No
Receptor_228	1,506	1,479	(27)	4,104	4,104	23,000	No
Receptor_229	1,716	1,687	(28)	4,104	4,104	23,000	No
Receptor_230	1,735	1,706	(30)	4,104	4,104	23,000	No
Receptor_231	1,698	1,667	(30)	4,104	4,104	23,000	No
Receptor_232	1,855	1,820	(35)	4,104	4,104	23,000	No
Receptor_233	2,097	2,068	(28)	4,104	4,104	23,000	No
Receptor_234	2,583	2,545	(38)	4,104	4,104	23,000	No
Receptor_235	2,629	2,593	(37)	4,104	4,104	23,000	No
Receptor_236	3,397	3,338	(59)	4,104	4,104	23,000	No
Receptor_237	2,861	2,811	(51)	4,104	4,104	23,000	No
Receptor_238	2,359	2,317	(41)	4,104	4,104	23,000	No
Receptor_239	1,997	1,963	(34)	4,104	4,104	23,000	No
Receptor_240	1,554	1,527	(26)	4,104	4,104	23,000	No
Receptor_241	1,295	1,275	(21)	4,104	4,104	23,000	No
Receptor_242	1,111	1,094	(17)	4,104	4,104	23,000	No
Receptor_243	967	953	(14)	4,104	4,104	23,000	No
Receptor_244	858	846	(12)	4,104	4,104	23,000	No
Receptor_245	721	711	(10)	4,104	4,104	23,000	No
Receptor_246	706	689	(17)	4,104	4,104	23,000	No
Receptor_247	723	721	(2)	4,104	4,104	23,000	No
Receptor_248	761	756	(4)	4,104	4,104	23,000	No
Receptor_249	760	755	(6)	4,104	4,104	23,000	No
Receptor_250	732	726	(6)	4,104	4,104	23,000	No
Receptor_251	688	682	(6)	4,104	4,104	23,000	No
Receptor_252	637	631	(6)	4,104	4,104	23,000	No
Receptor_253	642	636	(6)	4,104	4,104	23,000	No
Receptor_254	648	642	(6)	4,104	4,104	23,000	No
Receptor_255	654	648	(6)	4,104	4,104	23,000	No
Receptor_256	705	699	(6)	4,104	4,104	23,000	No
Receptor_257	758	751	(7)	4,104	4,104	23,000	No
Receptor_258	769	761	(7)	4,104	4,104	23,000	No
Receptor_259	717	710	(7)	4,104	4,104	23,000	No
Receptor_260	664	666	2	4,104	4,106	23,000	No
Receptor_261	692	693	2	4,104	4,106	23,000	No
Receptor_262	721	722	1	4,104	4,105	23,000	No
Receptor_263	706	707	1	4,104	4,105	23,000	No
Receptor_264	687	687	0	4,104	4,104	23,000	No
Receptor_265	665	665	(0)	4,104	4,104	23,000	No
Receptor_266	646	645	(1)	4,104	4,104	23,000	No
Receptor_267	663	662	(1)	4,104	4,104	23,000	No
Receptor_268	677	675	(2)	4,104	4,104	23,000	No
Receptor_269	690	688	(2)	4,104	4,104	23,000	No
Receptor_270	700	698	(3)	4,104	4,104	23,000	No
Receptor_271	713	709	(3)	4,104	4,104	23,000	No
Receptor_272	726	722	(4)	4,104	4,104	23,000	No
Receptor_273	739	735	(4)	4,104	4,104	23,000	No
Receptor_274	753	749	(5)	4,104	4,104	23,000	No
Receptor_275	767	762	(5)	4,104	4,104	23,000	No

**Carbon Monoxide (CO) 1-Hr**

RECEPTOR ID	MAX CONCENTRATION (µg/m <sup>3</sup> )			INCREMENTAL DIFFERENCE			
	2013 EXISTING	2013 WITH PROJECT	PROJECT INCREASE	AMBIENT	TOTAL	THRESHOLD	EXCEEDS?
Receptor_276	786	775	(11)	4,104	4,104	23,000	No
Receptor_277	816	786	(29)	4,104	4,104	23,000	No
Receptor_278	845	797	(48)	4,104	4,104	23,000	No
Receptor_279	876	816	(60)	4,104	4,104	23,000	No
Receptor_280	907	845	(61)	4,104	4,104	23,000	No
Receptor_281	940	876	(63)	4,104	4,104	23,000	No
Receptor_282	976	909	(67)	4,104	4,104	23,000	No
Receptor_283	1,017	945	(71)	4,104	4,104	23,000	No
Receptor_284	1,065	986	(79)	4,104	4,104	23,000	No
Receptor_285	1,123	1,033	(90)	4,104	4,104	23,000	No
Receptor_286	1,150	1,068	(82)	4,104	4,104	23,000	No
Receptor_287	1,173	1,097	(76)	4,104	4,104	23,000	No
Receptor_288	1,202	1,130	(71)	4,104	4,104	23,000	No
Receptor_289	1,237	1,162	(75)	4,104	4,104	23,000	No
Receptor_290	1,305	1,209	(96)	4,104	4,104	23,000	No
Receptor_291	1,389	1,256	(133)	4,104	4,104	23,000	No
Receptor_292	1,411	1,236	(175)	4,104	4,104	23,000	No
Receptor_293	1,449	1,254	(196)	4,104	4,104	23,000	No
Receptor_294	1,410	1,310	(100)	4,104	4,104	23,000	No
Receptor_295	1,356	1,295	(61)	4,104	4,104	23,000	No
Receptor_296	1,411	1,397	(14)	4,104	4,104	23,000	No
Receptor_297	1,458	1,444	(14)	4,104	4,104	23,000	No
Receptor_298	1,464	1,451	(13)	4,104	4,104	23,000	No
Receptor_299	1,532	1,504	(27)	4,104	4,104	23,000	No
Receptor_300	1,569	1,548	(21)	4,104	4,104	23,000	No
Receptor_301	1,453	1,440	(13)	4,104	4,104	23,000	No
Receptor_302	1,375	1,385	10	4,104	4,114	23,000	No
Receptor_303	1,417	1,424	7	4,104	4,111	23,000	No
Receptor_304	1,341	1,345	5	4,104	4,109	23,000	No
Receptor_305	1,294	1,283	(11)	4,104	4,104	23,000	No
Receptor_306	1,338	1,327	(11)	4,104	4,104	23,000	No
Receptor_307	1,401	1,389	(12)	4,104	4,104	23,000	No
Receptor_308	1,348	1,338	(11)	4,104	4,104	23,000	No
Receptor_309	1,291	1,271	(20)	4,104	4,104	23,000	No
Receptor_310	1,291	1,205	(86)	4,104	4,104	23,000	No
Receptor_311	1,235	1,186	(49)	4,104	4,104	23,000	No
Receptor_312	1,191	1,149	(42)	4,104	4,104	23,000	No
Receptor_313	1,143	1,101	(41)	4,104	4,104	23,000	No
Receptor_314	1,097	1,051	(46)	4,104	4,104	23,000	No
Receptor_315	1,060	1,000	(60)	4,104	4,104	23,000	No
Receptor_316	1,022	948	(75)	4,104	4,104	23,000	No
Receptor_317	983	899	(85)	4,104	4,104	23,000	No
Receptor_318	947	867	(81)	4,104	4,104	23,000	No
Receptor_319	916	837	(79)	4,104	4,104	23,000	No
Receptor_320	887	808	(80)	4,104	4,104	23,000	No
Receptor_321	861	779	(82)	4,104	4,104	23,000	No
Receptor_322	837	747	(90)	4,104	4,104	23,000	No
Receptor_323	812	713	(99)	4,104	4,104	23,000	No
Receptor_324	787	679	(109)	4,104	4,104	23,000	No
Receptor_325	761	647	(114)	4,104	4,104	23,000	No
Receptor_326	735	625	(110)	4,104	4,104	23,000	No
Receptor_327	1,081	1,072	(9)	4,104	4,104	23,000	No

**Carbon Monoxide (CO) 8-Hr**

RECEPTOR ID	MAX CONCENTRATION (µg/m <sup>3</sup> )			INCREMENTAL DIFFERENCE			
	2013 EXISTING	2013 WITH PROJECT	PROJECT INCREASE	AMBIENT	TOTAL	THRESHOLD	EXCEEDS?
Receptor_1	193	191	(2)	2,884	2,884	10,000	No
Receptor_2	190	188	(2)	2,884	2,884	10,000	No
Receptor_3	194	193	(1)	2,884	2,884	10,000	No
Receptor_4	213	212	(1)	2,884	2,884	10,000	No
Receptor_5	228	227	(1)	2,884	2,884	10,000	No
Receptor_6	240	239	(1)	2,884	2,884	10,000	No
Receptor_7	245	244	(1)	2,884	2,884	10,000	No
Receptor_8	244	244	(1)	2,884	2,884	10,000	No
Receptor_9	239	238	(1)	2,884	2,884	10,000	No
Receptor_10	231	230	(0)	2,884	2,884	10,000	No
Receptor_11	221	221	0	2,884	2,884	10,000	No
Receptor_12	213	213	0	2,884	2,885	10,000	No
Receptor_13	206	207	1	2,884	2,885	10,000	No
Receptor_14	201	202	1	2,884	2,885	10,000	No
Receptor_15	197	198	2	2,884	2,886	10,000	No
Receptor_16	197	198	1	2,884	2,885	10,000	No
Receptor_17	197	198	1	2,884	2,885	10,000	No
Receptor_18	193	194	1	2,884	2,885	10,000	No
Receptor_19	191	190	(1)	2,884	2,884	10,000	No
Receptor_20	189	188	(1)	2,884	2,884	10,000	No
Receptor_21	186	186	(1)	2,884	2,884	10,000	No
Receptor_22	184	183	(1)	2,884	2,884	10,000	No
Receptor_23	182	181	(1)	2,884	2,884	10,000	No
Receptor_24	179	178	(1)	2,884	2,884	10,000	No
Receptor_25	176	175	(1)	2,884	2,884	10,000	No
Receptor_26	171	171	(1)	2,884	2,884	10,000	No
Receptor_27	166	166	(1)	2,884	2,884	10,000	No
Receptor_28	161	160	(1)	2,884	2,884	10,000	No
Receptor_29	166	165	(1)	2,884	2,884	10,000	No
Receptor_30	171	170	(1)	2,884	2,884	10,000	No
Receptor_31	176	175	(1)	2,884	2,884	10,000	No
Receptor_32	174	174	(1)	2,884	2,884	10,000	No
Receptor_33	179	178	(1)	2,884	2,884	10,000	No
Receptor_34	183	183	(1)	2,884	2,884	10,000	No
Receptor_35	189	188	(1)	2,884	2,884	10,000	No
Receptor_36	194	193	(1)	2,884	2,884	10,000	No
Receptor_37	197	197	(1)	2,884	2,884	10,000	No
Receptor_38	200	199	(1)	2,884	2,884	10,000	No
Receptor_39	201	200	(0)	2,884	2,884	10,000	No
Receptor_40	211	210	(1)	2,884	2,884	10,000	No
Receptor_41	215	215	(1)	2,884	2,884	10,000	No
Receptor_42	220	220	0	2,884	2,884	10,000	No
Receptor_43	215	215	0	2,884	2,884	10,000	No
Receptor_44	218	218	0	2,884	2,884	10,000	No
Receptor_45	220	220	0	2,884	2,884	10,000	No
Receptor_46	236	236	0	2,884	2,884	10,000	No
Receptor_47	254	254	(0)	2,884	2,884	10,000	No
Receptor_48	254	253	(0)	2,884	2,884	10,000	No
Receptor_49	267	267	(0)	2,884	2,884	10,000	No
Receptor_50	278	278	(0)	2,884	2,884	10,000	No
Receptor_51	281	279	(2)	2,884	2,884	10,000	No
Receptor_52	290	288	(2)	2,884	2,884	10,000	No
Receptor_53	289	287	(2)	2,884	2,884	10,000	No
Receptor_54	287	285	(2)	2,884	2,884	10,000	No
Receptor_55	276	274	(2)	2,884	2,884	10,000	No

**Carbon Monoxide (CO) 8-Hr**

RECEPTOR ID	MAX CONCENTRATION (µg/m <sup>3</sup> )			INCREMENTAL DIFFERENCE			
	2013 EXISTING	2013 WITH PROJECT	PROJECT INCREASE	AMBIENT	TOTAL	THRESHOLD	EXCEEDS?
Receptor_56	287	286	(2)	2,884	2,884	10,000	No
Receptor_57	303	301	(2)	2,884	2,884	10,000	No
Receptor_58	320	318	(2)	2,884	2,884	10,000	No
Receptor_59	315	313	(2)	2,884	2,884	10,000	No
Receptor_60	341	339	(2)	2,884	2,884	10,000	No
Receptor_61	370	367	(3)	2,884	2,884	10,000	No
Receptor_62	402	399	(3)	2,884	2,884	10,000	No
Receptor_63	437	434	(3)	2,884	2,884	10,000	No
Receptor_64	477	473	(4)	2,884	2,884	10,000	No
Receptor_65	508	504	(4)	2,884	2,884	10,000	No
Receptor_66	537	533	(4)	2,884	2,884	10,000	No
Receptor_67	561	557	(4)	2,884	2,884	10,000	No
Receptor_68	580	576	(4)	2,884	2,884	10,000	No
Receptor_69	625	620	(5)	2,884	2,884	10,000	No
Receptor_70	600	595	(4)	2,884	2,884	10,000	No
Receptor_71	565	561	(4)	2,884	2,884	10,000	No
Receptor_72	524	522	(3)	2,884	2,884	10,000	No
Receptor_73	485	483	(2)	2,884	2,884	10,000	No
Receptor_74	448	447	(1)	2,884	2,884	10,000	No
Receptor_75	416	416	0	2,884	2,884	10,000	No
Receptor_76	439	439	(0)	2,884	2,884	10,000	No
Receptor_77	418	419	0	2,884	2,885	10,000	No
Receptor_78	399	400	1	2,884	2,885	10,000	No
Receptor_79	425	421	(5)	2,884	2,884	10,000	No
Receptor_80	454	449	(5)	2,884	2,884	10,000	No
Receptor_81	485	479	(6)	2,884	2,884	10,000	No
Receptor_82	457	452	(5)	2,884	2,884	10,000	No
Receptor_83	431	427	(3)	2,884	2,884	10,000	No
Receptor_84	406	403	(3)	2,884	2,884	10,000	No
Receptor_85	382	379	(3)	2,884	2,884	10,000	No
Receptor_86	359	356	(3)	2,884	2,884	10,000	No
Receptor_87	342	341	(1)	2,884	2,884	10,000	No
Receptor_88	325	325	0	2,884	2,885	10,000	No
Receptor_89	307	309	2	2,884	2,886	10,000	No
Receptor_90	284	286	3	2,884	2,887	10,000	No
Receptor_91	262	266	3	2,884	2,887	10,000	No
Receptor_92	243	247	3	2,884	2,887	10,000	No
Receptor_93	240	243	4	2,884	2,888	10,000	No
Receptor_94	236	240	4	2,884	2,888	10,000	No
Receptor_95	231	235	4	2,884	2,888	10,000	No
Receptor_96	227	230	3	2,884	2,888	10,000	No
Receptor_97	226	225	(1)	2,884	2,884	10,000	No
Receptor_98	242	244	1	2,884	2,886	10,000	No
Receptor_99	260	265	5	2,884	2,889	10,000	No
Receptor_100	282	291	8	2,884	2,892	10,000	No
Receptor_101	284	282	(2)	2,884	2,884	10,000	No
Receptor_102	286	284	(2)	2,884	2,884	10,000	No
Receptor_103	287	285	(2)	2,884	2,884	10,000	No
Receptor_104	287	285	(2)	2,884	2,884	10,000	No
Receptor_105	286	284	(2)	2,884	2,884	10,000	No
Receptor_106	299	297	(2)	2,884	2,884	10,000	No
Receptor_107	314	311	(2)	2,884	2,884	10,000	No
Receptor_108	310	309	(2)	2,884	2,884	10,000	No
Receptor_109	299	299	1	2,884	2,885	10,000	No
Receptor_110	286	290	4	2,884	2,888	10,000	No



**Carbon Monoxide (CO) 8-Hr**

RECEPTOR ID	MAX CONCENTRATION (µg/m <sup>3</sup> )			INCREMENTAL DIFFERENCE			
	2013 EXISTING	2013 WITH PROJECT	PROJECT INCREASE	AMBIENT	TOTAL	THRESHOLD	EXCEEDS?
Receptor_111	273	277	4	2,884	2,888	10,000	No
Receptor_112	266	274	8	2,884	2,893	10,000	No
Receptor_113	257	270	13	2,884	2,897	10,000	No
Receptor_114	258	263	5	2,884	2,889	10,000	No
Receptor_115	258	261	3	2,884	2,887	10,000	No
Receptor_116	255	260	5	2,884	2,889	10,000	No
Receptor_117	272	278	6	2,884	2,891	10,000	No
Receptor_118	291	299	9	2,884	2,893	10,000	No
Receptor_119	311	323	12	2,884	2,896	10,000	No
Receptor_120	340	350	10	2,884	2,894	10,000	No
Receptor_121	357	366	9	2,884	2,893	10,000	No
Receptor_122	372	388	16	2,884	2,900	10,000	No
Receptor_123	361	379	18	2,884	2,902	10,000	No
Receptor_124	350	370	19	2,884	2,903	10,000	No
Receptor_125	380	416	36	2,884	2,921	10,000	No
Receptor_126	367	402	35	2,884	2,919	10,000	No
Receptor_127	335	357	22	2,884	2,906	10,000	No
Receptor_128	306	323	17	2,884	2,901	10,000	No
Receptor_129	289	302	13	2,884	2,897	10,000	No
Receptor_130	283	298	15	2,884	2,899	10,000	No
Receptor_131	277	293	17	2,884	2,901	10,000	No
Receptor_132	260	276	15	2,884	2,900	10,000	No
Receptor_133	247	260	13	2,884	2,897	10,000	No
Receptor_134	235	246	11	2,884	2,895	10,000	No
Receptor_135	225	234	9	2,884	2,893	10,000	No
Receptor_136	216	223	7	2,884	2,891	10,000	No
Receptor_137	208	213	5	2,884	2,889	10,000	No
Receptor_138	214	221	7	2,884	2,892	10,000	No
Receptor_139	218	227	9	2,884	2,893	10,000	No
Receptor_140	217	226	9	2,884	2,893	10,000	No
Receptor_141	224	233	9	2,884	2,894	10,000	No
Receptor_142	221	230	9	2,884	2,893	10,000	No
Receptor_143	229	237	9	2,884	2,893	10,000	No
Receptor_144	235	243	9	2,884	2,893	10,000	No
Receptor_145	240	248	8	2,884	2,892	10,000	No
Receptor_146	235	242	7	2,884	2,891	10,000	No
Receptor_147	231	237	6	2,884	2,890	10,000	No
Receptor_148	228	233	5	2,884	2,889	10,000	No
Receptor_149	233	237	4	2,884	2,888	10,000	No
Receptor_150	238	242	4	2,884	2,888	10,000	No
Receptor_151	248	255	7	2,884	2,891	10,000	No
Receptor_152	264	270	6	2,884	2,890	10,000	No
Receptor_153	281	286	5	2,884	2,889	10,000	No
Receptor_154	297	302	5	2,884	2,890	10,000	No
Receptor_155	286	292	6	2,884	2,891	10,000	No
Receptor_156	276	284	7	2,884	2,892	10,000	No
Receptor_157	284	293	9	2,884	2,893	10,000	No
Receptor_158	300	307	7	2,884	2,891	10,000	No
Receptor_159	308	316	8	2,884	2,893	10,000	No
Receptor_160	313	322	10	2,884	2,894	10,000	No
Receptor_161	318	330	11	2,884	2,895	10,000	No
Receptor_162	328	341	13	2,884	2,897	10,000	No
Receptor_163	338	354	16	2,884	2,900	10,000	No
Receptor_164	350	369	19	2,884	2,903	10,000	No
Receptor_165	364	387	22	2,884	2,907	10,000	No

**Carbon Monoxide (CO) 8-Hr**

RECEPTOR ID	MAX CONCENTRATION (µg/m <sup>3</sup> )			INCREMENTAL DIFFERENCE			
	2013 EXISTING	2013 WITH PROJECT	PROJECT INCREASE	AMBIENT	TOTAL	THRESHOLD	EXCEEDS?
Receptor_166	381	409	28	2,884	2,912	10,000	No
Receptor_167	401	435	35	2,884	2,919	10,000	No
Receptor_168	424	470	45	2,884	2,929	10,000	No
Receptor_169	442	496	54	2,884	2,938	10,000	No
Receptor_170	441	473	32	2,884	2,916	10,000	No
Receptor_171	427	433	6	2,884	2,890	10,000	No
Receptor_172	415	411	(3)	2,884	2,884	10,000	No
Receptor_173	417	412	(5)	2,884	2,884	10,000	No
Receptor_174	416	412	(5)	2,884	2,884	10,000	No
Receptor_175	413	409	(4)	2,884	2,884	10,000	No
Receptor_176	407	405	(2)	2,884	2,884	10,000	No
Receptor_177	401	399	(2)	2,884	2,884	10,000	No
Receptor_178	395	394	(1)	2,884	2,884	10,000	No
Receptor_179	390	389	(0)	2,884	2,884	10,000	No
Receptor_180	386	385	(0)	2,884	2,884	10,000	No
Receptor_181	383	383	(0)	2,884	2,884	10,000	No
Receptor_182	380	380	(0)	2,884	2,884	10,000	No
Receptor_183	379	378	(0)	2,884	2,884	10,000	No
Receptor_184	378	377	(1)	2,884	2,884	10,000	No
Receptor_185	376	375	(1)	2,884	2,884	10,000	No
Receptor_186	366	365	(1)	2,884	2,884	10,000	No
Receptor_187	347	346	(1)	2,884	2,884	10,000	No
Receptor_188	329	329	(0)	2,884	2,884	10,000	No
Receptor_189	322	322	(0)	2,884	2,884	10,000	No
Receptor_190	322	321	(1)	2,884	2,884	10,000	No
Receptor_191	303	301	(2)	2,884	2,884	10,000	No
Receptor_192	287	284	(3)	2,884	2,884	10,000	No
Receptor_193	274	270	(4)	2,884	2,884	10,000	No
Receptor_194	262	257	(5)	2,884	2,884	10,000	No
Receptor_195	250	246	(4)	2,884	2,884	10,000	No
Receptor_196	241	237	(4)	2,884	2,884	10,000	No
Receptor_197	232	229	(3)	2,884	2,884	10,000	No
Receptor_198	224	221	(3)	2,884	2,884	10,000	No
Receptor_199	216	213	(3)	2,884	2,884	10,000	No
Receptor_200	211	208	(3)	2,884	2,884	10,000	No
Receptor_201	205	204	(2)	2,884	2,884	10,000	No
Receptor_202	203	201	(2)	2,884	2,884	10,000	No
Receptor_203	200	198	(2)	2,884	2,884	10,000	No
Receptor_204	198	196	(3)	2,884	2,884	10,000	No
Receptor_205	196	194	(3)	2,884	2,884	10,000	No
Receptor_206	194	191	(3)	2,884	2,884	10,000	No
Receptor_207	192	189	(3)	2,884	2,884	10,000	No
Receptor_208	189	186	(3)	2,884	2,884	10,000	No
Receptor_209	191	188	(3)	2,884	2,884	10,000	No
Receptor_210	197	196	(2)	2,884	2,884	10,000	No
Receptor_211	205	204	(1)	2,884	2,884	10,000	No
Receptor_212	213	212	(1)	2,884	2,884	10,000	No
Receptor_213	221	219	(2)	2,884	2,884	10,000	No
Receptor_214	228	227	(2)	2,884	2,884	10,000	No
Receptor_215	233	231	(2)	2,884	2,884	10,000	No
Receptor_216	235	235	(0)	2,884	2,884	10,000	No
Receptor_217	255	252	(2)	2,884	2,884	10,000	No
Receptor_218	265	262	(3)	2,884	2,884	10,000	No
Receptor_219	278	275	(3)	2,884	2,884	10,000	No
Receptor_220	293	290	(3)	2,884	2,884	10,000	No

**Carbon Monoxide (CO) 8-Hr**

RECEPTOR ID	MAX CONCENTRATION (µg/m <sup>3</sup> )			INCREMENTAL DIFFERENCE			
	2013 EXISTING	2013 WITH PROJECT	PROJECT INCREASE	AMBIENT	TOTAL	THRESHOLD	EXCEEDS?
Receptor_221	305	301	(3)	2,884	2,884	10,000	No
Receptor_222	311	308	(3)	2,884	2,884	10,000	No
Receptor_223	313	310	(3)	2,884	2,884	10,000	No
Receptor_224	316	312	(3)	2,884	2,884	10,000	No
Receptor_225	319	318	(1)	2,884	2,884	10,000	No
Receptor_226	303	301	(2)	2,884	2,884	10,000	No
Receptor_227	345	344	(1)	2,884	2,884	10,000	No
Receptor_228	378	375	(3)	2,884	2,884	10,000	No
Receptor_229	423	418	(5)	2,884	2,884	10,000	No
Receptor_230	428	423	(5)	2,884	2,884	10,000	No
Receptor_231	424	419	(5)	2,884	2,884	10,000	No
Receptor_232	469	463	(6)	2,884	2,884	10,000	No
Receptor_233	520	512	(8)	2,884	2,884	10,000	No
Receptor_234	571	562	(9)	2,884	2,884	10,000	No
Receptor_235	638	628	(10)	2,884	2,884	10,000	No
Receptor_236	715	704	(11)	2,884	2,884	10,000	No
Receptor_237	610	601	(9)	2,884	2,884	10,000	No
Receptor_238	524	516	(7)	2,884	2,884	10,000	No
Receptor_239	465	459	(6)	2,884	2,884	10,000	No
Receptor_240	462	456	(6)	2,884	2,884	10,000	No
Receptor_241	405	400	(5)	2,884	2,884	10,000	No
Receptor_242	363	358	(4)	2,884	2,884	10,000	No
Receptor_243	330	326	(4)	2,884	2,884	10,000	No
Receptor_244	302	299	(3)	2,884	2,884	10,000	No
Receptor_245	270	267	(3)	2,884	2,884	10,000	No
Receptor_246	256	254	(3)	2,884	2,884	10,000	No
Receptor_247	237	235	(2)	2,884	2,884	10,000	No
Receptor_248	233	230	(3)	2,884	2,884	10,000	No
Receptor_249	233	230	(3)	2,884	2,884	10,000	No
Receptor_250	230	227	(3)	2,884	2,884	10,000	No
Receptor_251	225	221	(4)	2,884	2,884	10,000	No
Receptor_252	217	213	(4)	2,884	2,884	10,000	No
Receptor_253	226	221	(4)	2,884	2,884	10,000	No
Receptor_254	234	230	(4)	2,884	2,884	10,000	No
Receptor_255	243	239	(5)	2,884	2,884	10,000	No
Receptor_256	255	250	(5)	2,884	2,884	10,000	No
Receptor_257	265	260	(4)	2,884	2,884	10,000	No
Receptor_258	278	273	(5)	2,884	2,884	10,000	No
Receptor_259	266	261	(5)	2,884	2,884	10,000	No
Receptor_260	251	246	(5)	2,884	2,884	10,000	No
Receptor_261	258	253	(5)	2,884	2,884	10,000	No
Receptor_262	265	260	(5)	2,884	2,884	10,000	No
Receptor_263	247	242	(5)	2,884	2,884	10,000	No
Receptor_264	230	224	(5)	2,884	2,884	10,000	No
Receptor_265	213	208	(5)	2,884	2,884	10,000	No
Receptor_266	198	193	(6)	2,884	2,884	10,000	No
Receptor_267	203	197	(6)	2,884	2,884	10,000	No
Receptor_268	207	201	(6)	2,884	2,884	10,000	No
Receptor_269	210	204	(6)	2,884	2,884	10,000	No
Receptor_270	212	206	(6)	2,884	2,884	10,000	No
Receptor_271	215	214	(1)	2,884	2,884	10,000	No
Receptor_272	228	228	(0)	2,884	2,884	10,000	No
Receptor_273	242	241	(0)	2,884	2,884	10,000	No
Receptor_274	253	253	(0)	2,884	2,884	10,000	No
Receptor_275	263	263	(0)	2,884	2,884	10,000	No

**Carbon Monoxide (CO) 8-Hr**

RECEPTOR ID	MAX CONCENTRATION (µg/m <sup>3</sup> )			INCREMENTAL DIFFERENCE			
	2013 EXISTING	2013 WITH PROJECT	PROJECT INCREASE	AMBIENT	TOTAL	THRESHOLD	EXCEEDS?
Receptor_276	273	273	(0)	2,884	2,884	10,000	No
Receptor_277	282	282	(0)	2,884	2,884	10,000	No
Receptor_278	291	291	(0)	2,884	2,884	10,000	No
Receptor_279	301	300	(0)	2,884	2,884	10,000	No
Receptor_280	311	311	(0)	2,884	2,884	10,000	No
Receptor_281	322	322	(0)	2,884	2,884	10,000	No
Receptor_282	334	335	0	2,884	2,884	10,000	No
Receptor_283	347	348	0	2,884	2,884	10,000	No
Receptor_284	361	362	0	2,884	2,885	10,000	No
Receptor_285	376	377	0	2,884	2,885	10,000	No
Receptor_286	401	401	0	2,884	2,885	10,000	No
Receptor_287	422	423	0	2,884	2,885	10,000	No
Receptor_288	448	448	0	2,884	2,884	10,000	No
Receptor_289	460	460	0	2,884	2,884	10,000	No
Receptor_290	459	459	0	2,884	2,884	10,000	No
Receptor_291	460	460	(0)	2,884	2,884	10,000	No
Receptor_292	455	454	(0)	2,884	2,884	10,000	No
Receptor_293	481	480	(1)	2,884	2,884	10,000	No
Receptor_294	509	508	(2)	2,884	2,884	10,000	No
Receptor_295	537	535	(2)	2,884	2,884	10,000	No
Receptor_296	562	559	(3)	2,884	2,884	10,000	No
Receptor_297	583	580	(3)	2,884	2,884	10,000	No
Receptor_298	603	597	(6)	2,884	2,884	10,000	No
Receptor_299	618	611	(7)	2,884	2,884	10,000	No
Receptor_300	617	610	(7)	2,884	2,884	10,000	No
Receptor_301	602	594	(8)	2,884	2,884	10,000	No
Receptor_302	580	572	(8)	2,884	2,884	10,000	No
Receptor_303	546	538	(9)	2,884	2,884	10,000	No
Receptor_304	529	528	(2)	2,884	2,884	10,000	No
Receptor_305	524	522	(2)	2,884	2,884	10,000	No
Receptor_306	519	518	(2)	2,884	2,884	10,000	No
Receptor_307	522	520	(2)	2,884	2,884	10,000	No
Receptor_308	522	520	(2)	2,884	2,884	10,000	No
Receptor_309	517	515	(2)	2,884	2,884	10,000	No
Receptor_310	500	497	(2)	2,884	2,884	10,000	No
Receptor_311	468	466	(2)	2,884	2,884	10,000	No
Receptor_312	429	427	(2)	2,884	2,884	10,000	No
Receptor_313	388	386	(2)	2,884	2,884	10,000	No
Receptor_314	357	351	(7)	2,884	2,884	10,000	No
Receptor_315	342	336	(7)	2,884	2,884	10,000	No
Receptor_316	327	321	(6)	2,884	2,884	10,000	No
Receptor_317	311	305	(6)	2,884	2,884	10,000	No
Receptor_318	297	291	(6)	2,884	2,884	10,000	No
Receptor_319	284	278	(6)	2,884	2,884	10,000	No
Receptor_320	271	266	(5)	2,884	2,884	10,000	No
Receptor_321	259	254	(5)	2,884	2,884	10,000	No
Receptor_322	247	243	(5)	2,884	2,884	10,000	No
Receptor_323	235	232	(4)	2,884	2,884	10,000	No
Receptor_324	224	221	(3)	2,884	2,884	10,000	No
Receptor_325	213	210	(3)	2,884	2,884	10,000	No
Receptor_326	203	200	(2)	2,884	2,884	10,000	No
Receptor_327	426	422	(4)	2,884	2,884	10,000	No

**Nitrogen Dioxide (NO<sub>2</sub>) 1-Hr CAAQS**

RECEPTOR ID	MAX CONCENTRATION (µg/m <sup>3</sup> )			INCREMENTAL DIFFERENCE			
	2013 EXISTING	2013 WITH PROJECT	PROJECT INCREASE	AMBIENT	TOTAL	THRESHOLD	EXCEEDS?
Receptor_1	116	116	0	184	184	339	No
Receptor_2	117	118	0	184	185	339	No
Receptor_3	119	118	(1)	184	184	339	No
Receptor_4	123	123	(1)	184	184	339	No
Receptor_5	126	126	(1)	184	184	339	No
Receptor_6	128	128	(1)	184	184	339	No
Receptor_7	128	128	(1)	184	184	339	No
Receptor_8	127	127	(1)	184	184	339	No
Receptor_9	125	125	(0)	184	184	339	No
Receptor_10	122	122	(0)	184	184	339	No
Receptor_11	119	119	(0)	184	184	339	No
Receptor_12	119	119	(0)	184	184	339	No
Receptor_13	124	124	(0)	184	184	339	No
Receptor_14	127	127	(0)	184	184	339	No
Receptor_15	130	129	(0)	184	184	339	No
Receptor_16	132	132	(0)	184	184	339	No
Receptor_17	133	133	(0)	184	184	339	No
Receptor_18	134	134	(0)	184	184	339	No
Receptor_19	134	134	(0)	184	184	339	No
Receptor_20	134	134	(0)	184	184	339	No
Receptor_21	134	133	(1)	184	184	339	No
Receptor_22	133	133	(1)	184	184	339	No
Receptor_23	132	131	(1)	184	184	339	No
Receptor_24	134	130	(4)	184	184	339	No
Receptor_25	137	132	(5)	184	184	339	No
Receptor_26	139	134	(5)	184	184	339	No
Receptor_27	139	135	(4)	184	184	339	No
Receptor_28	139	135	(4)	184	184	339	No
Receptor_29	140	136	(4)	184	184	339	No
Receptor_30	142	137	(5)	184	184	339	No
Receptor_31	143	138	(5)	184	184	339	No
Receptor_32	143	139	(4)	184	184	339	No
Receptor_33	145	140	(5)	184	184	339	No
Receptor_34	146	141	(5)	184	184	339	No
Receptor_35	147	143	(4)	184	184	339	No
Receptor_36	147	143	(4)	184	184	339	No
Receptor_37	147	144	(3)	184	184	339	No
Receptor_38	146	143	(3)	184	184	339	No
Receptor_39	144	142	(2)	184	184	339	No
Receptor_40	147	145	(2)	184	184	339	No
Receptor_41	148	146	(2)	184	184	339	No
Receptor_42	149	146	(2)	184	184	339	No
Receptor_43	145	143	(1)	184	184	339	No
Receptor_44	143	142	(1)	184	184	339	No
Receptor_45	141	140	(1)	184	184	339	No
Receptor_46	147	146	(2)	184	184	339	No
Receptor_47	154	151	(3)	184	184	339	No
Receptor_48	151	149	(2)	184	184	339	No
Receptor_49	155	152	(3)	184	184	339	No
Receptor_50	156	153	(3)	184	184	339	No
Receptor_51	150	149	(2)	184	184	339	No
Receptor_52	144	144	(0)	184	184	339	No
Receptor_53	137	137	(0)	184	184	339	No
Receptor_54	132	131	(1)	184	184	339	No
Receptor_55	129	129	(0)	184	184	339	No

**Nitrogen Dioxide (NO<sub>2</sub>) 1-Hr CAAQS**

RECEPTOR ID	MAX CONCENTRATION (µg/m <sup>3</sup> )			INCREMENTAL DIFFERENCE			
	2013 EXISTING	2013 WITH PROJECT	PROJECT INCREASE	AMBIENT	TOTAL	THRESHOLD	EXCEEDS?
Receptor_56	124	125	0	184	185	339	No
Receptor_57	126	127	0	184	184	339	No
Receptor_58	128	128	0	184	184	339	No
Receptor_59	135	134	(1)	184	184	339	No
Receptor_60	137	137	(0)	184	184	339	No
Receptor_61	140	140	0	184	185	339	No
Receptor_62	142	143	1	184	185	339	No
Receptor_63	146	146	1	184	185	339	No
Receptor_64	150	150	0	184	185	339	No
Receptor_65	150	151	1	184	185	339	No
Receptor_66	150	151	1	184	185	339	No
Receptor_67	150	152	1	184	186	339	No
Receptor_68	150	152	2	184	186	339	No
Receptor_69	160	160	0	184	184	339	No
Receptor_70	154	154	(0)	184	184	339	No
Receptor_71	155	149	(6)	184	184	339	No
Receptor_72	155	149	(6)	184	184	339	No
Receptor_73	156	150	(6)	184	184	339	No
Receptor_74	157	150	(6)	184	184	339	No
Receptor_75	161	152	(9)	184	184	339	No
Receptor_76	164	155	(9)	184	184	339	No
Receptor_77	167	157	(10)	184	184	339	No
Receptor_78	170	159	(11)	184	184	339	No
Receptor_79	173	162	(11)	184	184	339	No
Receptor_80	178	166	(11)	184	184	339	No
Receptor_81	183	172	(10)	184	184	339	No
Receptor_82	186	172	(14)	184	184	339	No
Receptor_83	190	174	(16)	184	184	339	No
Receptor_84	184	170	(14)	184	184	339	No
Receptor_85	178	165	(12)	184	184	339	No
Receptor_86	173	162	(11)	184	184	339	No
Receptor_87	174	165	(10)	184	184	339	No
Receptor_88	174	167	(6)	184	184	339	No
Receptor_89	169	169	(1)	184	184	339	No
Receptor_90	159	164	5	184	190	339	No
Receptor_91	148	159	10	184	195	339	No
Receptor_92	138	151	14	184	198	339	No
Receptor_93	133	149	16	184	200	339	No
Receptor_94	132	145	13	184	197	339	No
Receptor_95	137	140	3	184	187	339	No
Receptor_96	143	135	(8)	184	184	339	No
Receptor_97	149	134	(15)	184	184	339	No
Receptor_98	151	140	(11)	184	184	339	No
Receptor_99	153	156	4	184	188	339	No
Receptor_100	154	173	20	184	204	339	No
Receptor_101	165	166	1	184	185	339	No
Receptor_102	175	155	(21)	184	184	339	No
Receptor_103	179	160	(19)	184	184	339	No
Receptor_104	168	169	1	184	185	339	No
Receptor_105	170	177	7	184	191	339	No
Receptor_106	177	182	6	184	190	339	No
Receptor_107	184	187	3	184	187	339	No
Receptor_108	186	193	7	184	191	339	No
Receptor_109	178	188	10	184	194	339	No
Receptor_110	165	173	8	184	192	339	No

**Nitrogen Dioxide (NO<sub>2</sub>) 1-Hr CAAQS**

RECEPTOR ID	MAX CONCENTRATION (µg/m <sup>3</sup> )			INCREMENTAL DIFFERENCE			
	2013 EXISTING	2013 WITH PROJECT	PROJECT INCREASE	AMBIENT	TOTAL	THRESHOLD	EXCEEDS?
Receptor_111	159	163	3	184	188	339	No
Receptor_112	156	168	12	184	196	339	No
Receptor_113	159	168	9	184	193	339	No
Receptor_114	166	160	(6)	184	184	339	No
Receptor_115	168	156	(13)	184	184	339	No
Receptor_116	166	163	(3)	184	184	339	No
Receptor_117	171	174	3	184	187	339	No
Receptor_118	175	188	13	184	197	339	No
Receptor_119	176	206	30	184	214	339	No
Receptor_120	181	230	50	184	234	339	No
Receptor_121	185	245	60	184	245	339	No
Receptor_122	198	248	50	184	234	339	No
Receptor_123	191	219	28	184	212	339	No
Receptor_124	181	203	23	184	207	339	No
Receptor_125	186	238	52	184	236	339	No
Receptor_126	182	225	42	184	227	339	No
Receptor_127	176	199	24	184	208	339	No
Receptor_128	169	177	8	184	193	339	No
Receptor_129	165	170	5	184	190	339	No
Receptor_130	164	167	3	184	187	339	No
Receptor_131	163	167	4	184	188	339	No
Receptor_132	159	162	3	184	187	339	No
Receptor_133	156	159	2	184	187	339	No
Receptor_134	154	156	2	184	186	339	No
Receptor_135	151	153	2	184	186	339	No
Receptor_136	149	151	1	184	186	339	No
Receptor_137	148	149	1	184	185	339	No
Receptor_138	149	151	2	184	186	339	No
Receptor_139	150	152	2	184	187	339	No
Receptor_140	150	152	3	184	187	339	No
Receptor_141	150	153	3	184	187	339	No
Receptor_142	149	152	3	184	187	339	No
Receptor_143	150	153	3	184	188	339	No
Receptor_144	149	153	4	184	188	339	No
Receptor_145	148	152	4	184	188	339	No
Receptor_146	147	150	3	184	188	339	No
Receptor_147	145	148	3	184	188	339	No
Receptor_148	146	147	1	184	185	339	No
Receptor_149	148	148	(0)	184	184	339	No
Receptor_150	151	150	(0)	184	184	339	No
Receptor_151	154	153	(0)	184	184	339	No
Receptor_152	157	157	(0)	184	184	339	No
Receptor_153	161	161	(0)	184	184	339	No
Receptor_154	169	168	(0)	184	184	339	No
Receptor_155	160	159	(0)	184	184	339	No
Receptor_156	152	152	(0)	184	184	339	No
Receptor_157	160	160	(0)	184	184	339	No
Receptor_158	170	170	(0)	184	184	339	No
Receptor_159	165	165	(0)	184	184	339	No
Receptor_160	156	156	(0)	184	184	339	No
Receptor_161	148	147	(1)	184	184	339	No
Receptor_162	150	155	5	184	189	339	No
Receptor_163	162	167	5	184	189	339	No
Receptor_164	170	182	12	184	196	339	No
Receptor_165	174	199	25	184	209	339	No

**Nitrogen Dioxide (NO<sub>2</sub>) 1-Hr CAAQS**

RECEPTOR ID	MAX CONCENTRATION (µg/m <sup>3</sup> )			INCREMENTAL DIFFERENCE			
	2013 EXISTING	2013 WITH PROJECT	PROJECT INCREASE	AMBIENT	TOTAL	THRESHOLD	EXCEEDS?
Receptor_166	175	220	44	184	228	339	No
Receptor_167	190	242	52	184	236	339	No
Receptor_168	210	265	55	184	239	339	No
Receptor_169	224	277	53	184	237	339	No
Receptor_170	216	224	8	184	192	339	No
Receptor_171	184	186	3	184	187	339	No
Receptor_172	172	171	(0)	184	184	339	No
Receptor_173	172	172	(0)	184	184	339	No
Receptor_174	177	176	(0)	184	184	339	No
Receptor_175	184	184	(0)	184	184	339	No
Receptor_176	192	192	(0)	184	184	339	No
Receptor_177	202	201	(0)	184	184	339	No
Receptor_178	211	211	(0)	184	184	339	No
Receptor_179	220	220	(0)	184	184	339	No
Receptor_180	226	226	(0)	184	184	339	No
Receptor_181	226	226	(0)	184	184	339	No
Receptor_182	216	216	(0)	184	184	339	No
Receptor_183	195	195	(0)	184	184	339	No
Receptor_184	208	208	(0)	184	184	339	No
Receptor_185	225	225	(0)	184	184	339	No
Receptor_186	212	212	(0)	184	184	339	No
Receptor_187	194	193	(1)	184	184	339	No
Receptor_188	204	204	(1)	184	184	339	No
Receptor_189	225	225	(1)	184	184	339	No
Receptor_190	248	247	(1)	184	184	339	No
Receptor_191	232	232	(1)	184	184	339	No
Receptor_192	217	216	(1)	184	184	339	No
Receptor_193	203	203	(1)	184	184	339	No
Receptor_194	192	191	(0)	184	184	339	No
Receptor_195	185	184	(1)	184	184	339	No
Receptor_196	181	180	(1)	184	184	339	No
Receptor_197	177	177	(0)	184	184	339	No
Receptor_198	173	173	(0)	184	184	339	No
Receptor_199	170	170	(0)	184	184	339	No
Receptor_200	168	168	(0)	184	184	339	No
Receptor_201	165	165	(0)	184	184	339	No
Receptor_202	165	165	(0)	184	184	339	No
Receptor_203	165	164	(0)	184	184	339	No
Receptor_204	161	161	(0)	184	184	339	No
Receptor_205	156	156	(0)	184	184	339	No
Receptor_206	150	150	(0)	184	184	339	No
Receptor_207	149	149	0	184	184	339	No
Receptor_208	148	148	(0)	184	184	339	No
Receptor_209	149	149	(0)	184	184	339	No
Receptor_210	151	151	(0)	184	184	339	No
Receptor_211	153	153	(0)	184	184	339	No
Receptor_212	154	154	(0)	184	184	339	No
Receptor_213	162	162	(0)	184	184	339	No
Receptor_214	178	177	(0)	184	184	339	No
Receptor_215	193	193	(0)	184	184	339	No
Receptor_216	208	208	(0)	184	184	339	No
Receptor_217	210	209	(0)	184	184	339	No
Receptor_218	207	207	(0)	184	184	339	No
Receptor_219	219	218	(1)	184	184	339	No
Receptor_220	226	226	(1)	184	184	339	No



**Nitrogen Dioxide (NO<sub>2</sub>) 1-Hr CAAQS**

RECEPTOR ID	MAX CONCENTRATION (µg/m <sup>3</sup> )			INCREMENTAL DIFFERENCE			
	2013 EXISTING	2013 WITH PROJECT	PROJECT INCREASE	AMBIENT	TOTAL	THRESHOLD	EXCEEDS?
Receptor_221	223	222	(1)	184	184	339	No
Receptor_222	210	209	(1)	184	184	339	No
Receptor_223	218	218	(0)	184	184	339	No
Receptor_224	245	244	(1)	184	184	339	No
Receptor_225	253	252	(1)	184	184	339	No
Receptor_226	237	237	(1)	184	184	339	No
Receptor_227	274	274	(1)	184	184	339	No
Receptor_228	302	301	(1)	184	184	339	No
Receptor_229	332	331	(1)	184	184	339	No
Receptor_230	295	295	(1)	184	184	339	No
Receptor_231	306	305	(1)	184	184	339	No
Receptor_232	360	359	(1)	184	184	339	No
Receptor_233	432	431	(1)	184	184	339	No
Receptor_234	532	531	(1)	184	184	339	No
Receptor_235	501	500	(1)	184	184	339	No
Receptor_236	726	725	(1)	184	184	339	No
Receptor_237	602	601	(1)	184	184	339	No
Receptor_238	457	457	(1)	184	184	339	No
Receptor_239	427	427	(1)	184	184	339	No
Receptor_240	441	441	(1)	184	184	339	No
Receptor_241	367	367	(0)	184	184	339	No
Receptor_242	314	313	(0)	184	184	339	No
Receptor_243	273	273	(0)	184	184	339	No
Receptor_244	243	243	(0)	184	184	339	No
Receptor_245	218	218	(0)	184	184	339	No
Receptor_246	231	230	(0)	184	184	339	No
Receptor_247	218	218	(0)	184	184	339	No
Receptor_248	188	188	(0)	184	184	339	No
Receptor_249	179	178	(1)	184	184	339	No
Receptor_250	170	169	(1)	184	184	339	No
Receptor_251	167	167	0	184	184	339	No
Receptor_252	166	166	0	184	184	339	No
Receptor_253	170	170	0	184	184	339	No
Receptor_254	174	174	0	184	184	339	No
Receptor_255	178	178	1	184	185	339	No
Receptor_256	183	183	0	184	184	339	No
Receptor_257	187	187	0	184	184	339	No
Receptor_258	194	194	0	184	184	339	No
Receptor_259	188	189	1	184	185	339	No
Receptor_260	182	183	1	184	185	339	No
Receptor_261	186	187	1	184	185	339	No
Receptor_262	190	191	0	184	185	339	No
Receptor_263	180	180	0	184	185	339	No
Receptor_264	170	172	3	184	187	339	No
Receptor_265	162	164	3	184	187	339	No
Receptor_266	159	160	1	184	185	339	No
Receptor_267	165	166	1	184	185	339	No
Receptor_268	171	171	(0)	184	184	339	No
Receptor_269	176	176	(0)	184	184	339	No
Receptor_270	175	176	1	184	186	339	No
Receptor_271	175	176	1	184	186	339	No
Receptor_272	174	175	2	184	186	339	No
Receptor_273	172	173	1	184	186	339	No
Receptor_274	180	179	(0)	184	184	339	No
Receptor_275	184	183	(0)	184	184	339	No

**Nitrogen Dioxide (NO<sub>2</sub>) 1-Hr CAAQS**

RECEPTOR ID	MAX CONCENTRATION (µg/m <sup>3</sup> )			INCREMENTAL DIFFERENCE			
	2013 EXISTING	2013 WITH PROJECT	PROJECT INCREASE	AMBIENT	TOTAL	THRESHOLD	EXCEEDS?
Receptor_276	184	184	(0)	184	184	339	No
Receptor_277	182	182	(0)	184	184	339	No
Receptor_278	178	178	(0)	184	184	339	No
Receptor_279	173	173	0	184	184	339	No
Receptor_280	168	168	0	184	184	339	No
Receptor_281	171	171	(0)	184	184	339	No
Receptor_282	173	173	(0)	184	184	339	No
Receptor_283	173	173	(0)	184	184	339	No
Receptor_284	172	172	(0)	184	184	339	No
Receptor_285	171	171	(0)	184	184	339	No
Receptor_286	176	176	(0)	184	184	339	No
Receptor_287	180	180	(0)	184	184	339	No
Receptor_288	184	184	(0)	184	184	339	No
Receptor_289	182	182	(0)	184	184	339	No
Receptor_290	176	175	(0)	184	184	339	No
Receptor_291	170	170	(0)	184	184	339	No
Receptor_292	164	163	(1)	184	184	339	No
Receptor_293	164	163	(1)	184	184	339	No
Receptor_294	164	162	(2)	184	184	339	No
Receptor_295	164	162	(2)	184	184	339	No
Receptor_296	164	162	(2)	184	184	339	No
Receptor_297	163	161	(2)	184	184	339	No
Receptor_298	161	160	(2)	184	184	339	No
Receptor_299	159	157	(2)	184	184	339	No
Receptor_300	156	154	(2)	184	184	339	No
Receptor_301	154	153	(0)	184	184	339	No
Receptor_302	155	155	(0)	184	184	339	No
Receptor_303	155	155	(0)	184	184	339	No
Receptor_304	155	155	(0)	184	184	339	No
Receptor_305	154	154	(0)	184	184	339	No
Receptor_306	153	153	(0)	184	184	339	No
Receptor_307	151	151	(0)	184	184	339	No
Receptor_308	148	148	(0)	184	184	339	No
Receptor_309	145	145	(0)	184	184	339	No
Receptor_310	142	142	(0)	184	184	339	No
Receptor_311	138	138	(0)	184	184	339	No
Receptor_312	135	135	(0)	184	184	339	No
Receptor_313	131	131	(0)	184	184	339	No
Receptor_314	129	129	0	184	184	339	No
Receptor_315	128	128	0	184	184	339	No
Receptor_316	127	127	0	184	184	339	No
Receptor_317	126	126	0	184	184	339	No
Receptor_318	124	124	0	184	184	339	No
Receptor_319	123	123	0	184	184	339	No
Receptor_320	122	122	0	184	184	339	No
Receptor_321	121	121	0	184	184	339	No
Receptor_322	120	120	0	184	184	339	No
Receptor_323	119	119	0	184	184	339	No
Receptor_324	118	118	0	184	184	339	No
Receptor_325	117	118	0	184	184	339	No
Receptor_326	117	117	0	184	184	339	No
Receptor_327	183	186	3	184	187	339	No

**Nitrogen Dioxide (NO<sub>2</sub>) 1-Hr NAAQS**

RECEPTOR ID	MAX CONCENTRATION (µg/m <sup>3</sup> )			INCREMENTAL DIFFERENCE			
	2013 EXISTING	2013 WITH PROJECT	PROJECT INCREASE	AMBIENT	TOTAL	THRESHOLD	EXCEEDS?
Receptor_1	105	105	0	113	113	188	No
Receptor_2	105	105	0	113	113	188	No
Receptor_3	104	105	1	113	113	188	No
Receptor_4	106	106	(0)	113	113	188	No
Receptor_5	107	106	(0)	113	113	188	No
Receptor_6	108	107	(0)	113	113	188	No
Receptor_7	108	107	(0)	113	113	188	No
Receptor_8	108	108	0	113	113	188	No
Receptor_9	109	108	(1)	113	113	188	No
Receptor_10	110	110	(0)	113	113	188	No
Receptor_11	110	110	(0)	113	113	188	No
Receptor_12	110	110	(1)	113	113	188	No
Receptor_13	110	110	(1)	113	113	188	No
Receptor_14	110	110	(0)	113	113	188	No
Receptor_15	111	110	(1)	113	113	188	No
Receptor_16	111	110	(0)	113	113	188	No
Receptor_17	112	111	(1)	113	113	188	No
Receptor_18	112	111	(1)	113	113	188	No
Receptor_19	112	111	(2)	113	113	188	No
Receptor_20	113	112	(2)	113	113	188	No
Receptor_21	113	113	(1)	113	113	188	No
Receptor_22	113	113	(1)	113	113	188	No
Receptor_23	113	112	(1)	113	113	188	No
Receptor_24	113	112	(1)	113	113	188	No
Receptor_25	113	111	(2)	113	113	188	No
Receptor_26	109	108	(1)	113	113	188	No
Receptor_27	107	106	(1)	113	113	188	No
Receptor_28	107	106	(1)	113	113	188	No
Receptor_29	107	106	(1)	113	113	188	No
Receptor_30	108	107	(1)	113	113	188	No
Receptor_31	109	107	(1)	113	113	188	No
Receptor_32	110	108	(2)	113	113	188	No
Receptor_33	111	108	(2)	113	113	188	No
Receptor_34	112	109	(2)	113	113	188	No
Receptor_35	113	111	(2)	113	113	188	No
Receptor_36	115	113	(2)	113	113	188	No
Receptor_37	117	114	(2)	113	113	188	No
Receptor_38	117	116	(1)	113	113	188	No
Receptor_39	116	114	(2)	113	113	188	No
Receptor_40	117	116	(1)	113	113	188	No
Receptor_41	118	116	(2)	113	113	188	No
Receptor_42	120	117	(3)	113	113	188	No
Receptor_43	119	117	(2)	113	113	188	No
Receptor_44	118	117	(1)	113	113	188	No
Receptor_45	118	116	(2)	113	113	188	No
Receptor_46	121	120	(1)	113	113	188	No
Receptor_47	124	121	(4)	113	113	188	No
Receptor_48	123	121	(2)	113	113	188	No
Receptor_49	126	122	(4)	113	113	188	No
Receptor_50	127	124	(3)	113	113	188	No
Receptor_51	123	121	(1)	113	113	188	No
Receptor_52	123	120	(3)	113	113	188	No
Receptor_53	123	120	(3)	113	113	188	No
Receptor_54	122	120	(2)	113	113	188	No
Receptor_55	120	119	(2)	113	113	188	No

**Nitrogen Dioxide (NO<sub>2</sub>) 1-Hr NAAQS**

RECEPTOR ID	MAX CONCENTRATION (µg/m <sup>3</sup> )			INCREMENTAL DIFFERENCE			
	2013 EXISTING	2013 WITH PROJECT	PROJECT INCREASE	AMBIENT	TOTAL	THRESHOLD	EXCEEDS?
Receptor_56	119	119	(1)	113	113	188	No
Receptor_57	121	120	(1)	113	113	188	No
Receptor_58	122	121	(2)	113	113	188	No
Receptor_59	124	121	(3)	113	113	188	No
Receptor_60	126	122	(4)	113	113	188	No
Receptor_61	128	125	(3)	113	113	188	No
Receptor_62	129	127	(2)	113	113	188	No
Receptor_63	130	128	(2)	113	113	188	No
Receptor_64	132	129	(2)	113	113	188	No
Receptor_65	133	130	(3)	113	113	188	No
Receptor_66	134	131	(3)	113	113	188	No
Receptor_67	135	132	(3)	113	113	188	No
Receptor_68	136	133	(3)	113	113	188	No
Receptor_69	139	136	(3)	113	113	188	No
Receptor_70	139	135	(4)	113	113	188	No
Receptor_71	136	135	(1)	113	113	188	No
Receptor_72	136	133	(3)	113	113	188	No
Receptor_73	136	132	(3)	113	113	188	No
Receptor_74	135	132	(3)	113	113	188	No
Receptor_75	135	132	(3)	113	113	188	No
Receptor_76	138	136	(3)	113	113	188	No
Receptor_77	138	135	(3)	113	113	188	No
Receptor_78	138	135	(3)	113	113	188	No
Receptor_79	142	139	(3)	113	113	188	No
Receptor_80	147	143	(4)	113	113	188	No
Receptor_81	152	148	(4)	113	113	188	No
Receptor_82	151	146	(4)	113	113	188	No
Receptor_83	149	145	(4)	113	113	188	No
Receptor_84	143	141	(3)	113	113	188	No
Receptor_85	139	137	(2)	113	113	188	No
Receptor_86	135	133	(2)	113	113	188	No
Receptor_87	134	132	(2)	113	113	188	No
Receptor_88	133	132	(1)	113	113	188	No
Receptor_89	131	131	(0)	113	113	188	No
Receptor_90	128	128	1	113	113	188	No
Receptor_91	126	125	(1)	113	113	188	No
Receptor_92	123	122	(2)	113	113	188	No
Receptor_93	125	123	(2)	113	113	188	No
Receptor_94	126	124	(2)	113	113	188	No
Receptor_95	125	126	1	113	113	188	No
Receptor_96	124	127	3	113	116	188	No
Receptor_97	123	127	3	113	116	188	No
Receptor_98	129	131	2	113	115	188	No
Receptor_99	134	134	0	113	113	188	No
Receptor_100	141	137	(3)	113	113	188	No
Receptor_101	140	139	(0)	113	113	188	No
Receptor_102	138	141	3	113	116	188	No
Receptor_103	137	140	3	113	116	188	No
Receptor_104	138	140	2	113	115	188	No
Receptor_105	137	138	0	113	113	188	No
Receptor_106	141	143	2	113	115	188	No
Receptor_107	146	149	3	113	115	188	No
Receptor_108	145	148	2	113	115	188	No
Receptor_109	146	145	(1)	113	113	188	No
Receptor_110	147	142	(5)	113	113	188	No

**Nitrogen Dioxide (NO<sub>2</sub>) 1-Hr NAAQS**

RECEPTOR ID	MAX CONCENTRATION (µg/m <sup>3</sup> )			INCREMENTAL DIFFERENCE			
	2013 EXISTING	2013 WITH PROJECT	PROJECT INCREASE	AMBIENT	TOTAL	THRESHOLD	EXCEEDS?
Receptor_111	143	139	(4)	113	113	188	No
Receptor_112	140	138	(2)	113	113	188	No
Receptor_113	140	142	2	113	115	188	No
Receptor_114	141	143	2	113	115	188	No
Receptor_115	141	142	0	113	113	188	No
Receptor_116	140	142	2	113	115	188	No
Receptor_117	144	148	4	113	117	188	No
Receptor_118	152	154	2	113	115	188	No
Receptor_119	160	166	6	113	119	188	No
Receptor_120	170	181	11	113	124	188	No
Receptor_121	173	193	20	113	132	188	No
Receptor_122	174	203	29	113	142	188	No
Receptor_123	168	196	28	113	141	188	No
Receptor_124	161	188	28	113	141	188	No
Receptor_125	164	203	39	113	152	188	No
Receptor_126	159	193	33	113	146	188	No
Receptor_127	153	175	23	113	136	188	No
Receptor_128	146	163	18	113	130	188	No
Receptor_129	145	159	14	113	126	188	No
Receptor_130	142	154	12	113	125	188	No
Receptor_131	139	150	10	113	123	188	No
Receptor_132	135	144	9	113	121	188	No
Receptor_133	133	140	7	113	119	188	No
Receptor_134	131	135	4	113	116	188	No
Receptor_135	127	131	4	113	117	188	No
Receptor_136	124	128	4	113	117	188	No
Receptor_137	122	125	4	113	116	188	No
Receptor_138	124	126	2	113	115	188	No
Receptor_139	124	129	5	113	118	188	No
Receptor_140	123	128	6	113	118	188	No
Receptor_141	125	133	8	113	121	188	No
Receptor_142	124	133	9	113	122	188	No
Receptor_143	128	134	6	113	118	188	No
Receptor_144	128	133	4	113	117	188	No
Receptor_145	131	133	1	113	114	188	No
Receptor_146	130	131	1	113	114	188	No
Receptor_147	126	129	3	113	116	188	No
Receptor_148	126	128	1	113	114	188	No
Receptor_149	130	131	1	113	114	188	No
Receptor_150	132	133	2	113	114	188	No
Receptor_151	134	135	2	113	115	188	No
Receptor_152	138	138	(0)	113	113	188	No
Receptor_153	143	143	(0)	113	113	188	No
Receptor_154	140	140	(0)	113	113	188	No
Receptor_155	137	137	(0)	113	113	188	No
Receptor_156	135	135	0	113	113	188	No
Receptor_157	135	137	2	113	115	188	No
Receptor_158	135	138	2	113	115	188	No
Receptor_159	136	138	2	113	115	188	No
Receptor_160	137	138	1	113	114	188	No
Receptor_161	136	140	4	113	117	188	No
Receptor_162	137	138	2	113	114	188	No
Receptor_163	136	143	6	113	119	188	No
Receptor_164	138	148	10	113	123	188	No
Receptor_165	140	150	10	113	123	188	No

**Nitrogen Dioxide (NO<sub>2</sub>) 1-Hr NAAQS**

RECEPTOR ID	MAX CONCENTRATION (µg/m <sup>3</sup> )			INCREMENTAL DIFFERENCE			
	2013 EXISTING	2013 WITH PROJECT	PROJECT INCREASE	AMBIENT	TOTAL	THRESHOLD	EXCEEDS?
Receptor_166	146	156	10	113	123	188	No
Receptor_167	151	164	13	113	126	188	No
Receptor_168	155	182	28	113	140	188	No
Receptor_169	160	189	30	113	143	188	No
Receptor_170	156	169	14	113	126	188	No
Receptor_171	145	156	11	113	124	188	No
Receptor_172	141	144	3	113	116	188	No
Receptor_173	138	141	4	113	116	188	No
Receptor_174	139	143	5	113	117	188	No
Receptor_175	140	141	1	113	114	188	No
Receptor_176	142	142	0	113	113	188	No
Receptor_177	144	144	(0)	113	113	188	No
Receptor_178	146	146	(0)	113	113	188	No
Receptor_179	150	150	(0)	113	113	188	No
Receptor_180	155	154	(0)	113	113	188	No
Receptor_181	158	157	(0)	113	113	188	No
Receptor_182	161	161	(0)	113	113	188	No
Receptor_183	162	162	(0)	113	113	188	No
Receptor_184	163	162	(0)	113	113	188	No
Receptor_185	168	168	(0)	113	113	188	No
Receptor_186	173	172	(0)	113	113	188	No
Receptor_187	176	176	(0)	113	113	188	No
Receptor_188	177	176	(0)	113	113	188	No
Receptor_189	179	179	(0)	113	113	188	No
Receptor_190	175	175	(0)	113	113	188	No
Receptor_191	167	166	(0)	113	113	188	No
Receptor_192	161	161	(0)	113	113	188	No
Receptor_193	156	156	(0)	113	113	188	No
Receptor_194	150	150	(0)	113	113	188	No
Receptor_195	143	143	(0)	113	113	188	No
Receptor_196	141	140	(0)	113	113	188	No
Receptor_197	136	136	(0)	113	113	188	No
Receptor_198	132	132	(0)	113	113	188	No
Receptor_199	130	131	2	113	114	188	No
Receptor_200	129	131	2	113	114	188	No
Receptor_201	129	129	0	113	113	188	No
Receptor_202	127	129	2	113	115	188	No
Receptor_203	125	125	0	113	113	188	No
Receptor_204	121	124	3	113	116	188	No
Receptor_205	120	123	3	113	116	188	No
Receptor_206	121	121	1	113	114	188	No
Receptor_207	121	121	1	113	114	188	No
Receptor_208	121	121	(0)	113	113	188	No
Receptor_209	123	123	0	113	113	188	No
Receptor_210	125	125	1	113	113	188	No
Receptor_211	128	129	1	113	114	188	No
Receptor_212	131	131	0	113	113	188	No
Receptor_213	135	135	(0)	113	113	188	No
Receptor_214	139	139	(0)	113	113	188	No
Receptor_215	142	142	(0)	113	113	188	No
Receptor_216	145	145	(0)	113	113	188	No
Receptor_217	151	151	(0)	113	113	188	No
Receptor_218	154	154	(0)	113	113	188	No
Receptor_219	159	159	(0)	113	113	188	No
Receptor_220	165	164	(0)	113	113	188	No

**Nitrogen Dioxide (NO<sub>2</sub>) 1-Hr NAAQS**

RECEPTOR ID	MAX CONCENTRATION (µg/m <sup>3</sup> )			INCREMENTAL DIFFERENCE			
	2013 EXISTING	2013 WITH PROJECT	PROJECT INCREASE	AMBIENT	TOTAL	THRESHOLD	EXCEEDS?
Receptor_221	170	170	(0)	113	113	188	No
Receptor_222	171	171	(0)	113	113	188	No
Receptor_223	177	177	(0)	113	113	188	No
Receptor_224	175	175	(0)	113	113	188	No
Receptor_225	171	171	(0)	113	113	188	No
Receptor_226	163	163	(0)	113	113	188	No
Receptor_227	184	184	(0)	113	113	188	No
Receptor_228	205	205	(0)	113	113	188	No
Receptor_229	233	233	(0)	113	113	188	No
Receptor_230	225	225	(0)	113	113	188	No
Receptor_231	226	226	(0)	113	113	188	No
Receptor_232	250	250	(0)	113	113	188	No
Receptor_233	280	279	(1)	113	113	188	No
Receptor_234	312	311	(0)	113	113	188	No
Receptor_235	330	329	(0)	113	113	188	No
Receptor_236	400	399	(1)	113	113	188	No
Receptor_237	345	345	(0)	113	113	188	No
Receptor_238	293	293	(0)	113	113	188	No
Receptor_239	263	263	(0)	113	113	188	No
Receptor_240	266	265	(0)	113	113	188	No
Receptor_241	231	230	(1)	113	113	188	No
Receptor_242	210	210	(0)	113	113	188	No
Receptor_243	191	191	(0)	113	113	188	No
Receptor_244	180	180	(0)	113	113	188	No
Receptor_245	168	168	(0)	113	113	188	No
Receptor_246	164	164	(0)	113	113	188	No
Receptor_247	164	164	(1)	113	113	188	No
Receptor_248	159	159	(0)	113	113	188	No
Receptor_249	156	155	(0)	113	113	188	No
Receptor_250	154	154	0	113	113	188	No
Receptor_251	156	155	(1)	113	113	188	No
Receptor_252	152	152	(0)	113	113	188	No
Receptor_253	154	154	(0)	113	113	188	No
Receptor_254	155	155	(0)	113	113	188	No
Receptor_255	156	156	(1)	113	113	188	No
Receptor_256	162	162	(0)	113	113	188	No
Receptor_257	166	165	(1)	113	113	188	No
Receptor_258	167	167	(0)	113	113	188	No
Receptor_259	163	163	(0)	113	113	188	No
Receptor_260	158	158	0	113	113	188	No
Receptor_261	160	160	0	113	113	188	No
Receptor_262	162	162	0	113	113	188	No
Receptor_263	157	158	0	113	113	188	No
Receptor_264	154	153	(0)	113	113	188	No
Receptor_265	149	150	1	113	114	188	No
Receptor_266	146	146	0	113	113	188	No
Receptor_267	147	149	2	113	115	188	No
Receptor_268	148	149	1	113	114	188	No
Receptor_269	148	150	2	113	115	188	No
Receptor_270	148	150	2	113	115	188	No
Receptor_271	147	148	1	113	114	188	No
Receptor_272	150	151	1	113	114	188	No
Receptor_273	147	149	2	113	115	188	No
Receptor_274	155	154	(0)	113	113	188	No
Receptor_275	153	154	1	113	114	188	No

# **Nitrogen Dioxide (NO<sub>2</sub>) 1-Hr NAAQS**

RECEPTOR ID	MAX CONCENTRATION (µg/m <sup>3</sup> )			INCREMENTAL DIFFERENCE			
	2013 EXISTING	2013 WITH PROJECT	PROJECT INCREASE	AMBIENT	TOTAL	THRESHOLD	EXCEEDS?
Receptor_276	150	151	1	113	114	188	No
Receptor_277	149	150	1	113	113	188	No
Receptor_278	149	149	(0)	113	113	188	No
Receptor_279	148	148	(0)	113	113	188	No
Receptor_280	147	147	(0)	113	113	188	No
Receptor_281	152	152	(0)	113	113	188	No
Receptor_282	154	154	(0)	113	113	188	No
Receptor_283	153	153	(0)	113	113	188	No
Receptor_284	151	151	(0)	113	113	188	No
Receptor_285	147	146	(0)	113	113	188	No
Receptor_286	151	151	(0)	113	113	188	No
Receptor_287	155	155	(0)	113	113	188	No
Receptor_288	159	159	(0)	113	113	188	No
Receptor_289	158	158	(0)	113	113	188	No
Receptor_290	152	152	(0)	113	113	188	No
Receptor_291	148	147	(0)	113	113	188	No
Receptor_292	142	142	(0)	113	113	188	No
Receptor_293	141	140	(0)	113	113	188	No
Receptor_294	139	139	(0)	113	113	188	No
Receptor_295	142	138	(4)	113	113	188	No
Receptor_296	141	139	(2)	113	113	188	No
Receptor_297	140	139	(2)	113	113	188	No
Receptor_298	139	136	(3)	113	113	188	No
Receptor_299	138	134	(3)	113	113	188	No
Receptor_300	136	133	(3)	113	113	188	No
Receptor_301	132	132	0	113	113	188	No
Receptor_302	131	131	0	113	113	188	No
Receptor_303	129	130	1	113	114	188	No
Receptor_304	127	129	1	113	114	188	No
Receptor_305	127	127	0	113	113	188	No
Receptor_306	126	126	(0)	113	113	188	No
Receptor_307	126	126	(0)	113	113	188	No
Receptor_308	125	124	(1)	113	113	188	No
Receptor_309	125	123	(2)	113	113	188	No
Receptor_310	121	120	(1)	113	113	188	No
Receptor_311	119	120	0	113	113	188	No
Receptor_312	118	119	1	113	113	188	No
Receptor_313	118	118	1	113	113	188	No
Receptor_314	117	117	0	113	113	188	No
Receptor_315	116	116	0	113	113	188	No
Receptor_316	115	115	(0)	113	113	188	No
Receptor_317	113	113	(0)	113	113	188	No
Receptor_318	112	112	(0)	113	113	188	No
Receptor_319	111	111	(0)	113	113	188	No
Receptor_320	111	110	(0)	113	113	188	No
Receptor_321	110	109	(1)	113	113	188	No
Receptor_322	109	109	0	113	113	188	No
Receptor_323	108	108	(0)	113	113	188	No
Receptor_324	107	107	0	113	113	188	No
Receptor_325	107	107	0	113	113	188	No
Receptor_326	106	106	0	113	113	188	No
Receptor_327	149	147	(2)	113	113	188	No



# **Nitrogen Dioxide (NO<sub>2</sub>) Annual**

RECEPTOR ID	MAX CONCENTRATION (µg/m <sup>3</sup> )			INCREMENTAL DIFFERENCE			
	2013 EXISTING	2013 WITH PROJECT	PROJECT INCREASE	AMBIENT	TOTAL	THRESHOLD	EXCEEDS?
Receptor_1	7	7	(0)	26	26	57	No
Receptor_2	7	7	(0)	26	26	57	No
Receptor_3	7	7	(0)	26	26	57	No
Receptor_4	7	7	(0)	26	26	57	No
Receptor_5	8	7	(0)	26	26	57	No
Receptor_6	8	7	(0)	26	26	57	No
Receptor_7	8	8	(0)	26	26	57	No
Receptor_8	8	8	(0)	26	26	57	No
Receptor_9	8	8	(0)	26	26	57	No
Receptor_10	8	8	(0)	26	26	57	No
Receptor_11	8	8	(0)	26	26	57	No
Receptor_12	8	8	(0)	26	26	57	No
Receptor_13	8	8	(0)	26	26	57	No
Receptor_14	8	8	(0)	26	26	57	No
Receptor_15	8	8	(0)	26	26	57	No
Receptor_16	8	7	(0)	26	26	57	No
Receptor_17	8	7	(0)	26	26	57	No
Receptor_18	8	7	(0)	26	26	57	No
Receptor_19	8	7	(0)	26	26	57	No
Receptor_20	7	7	(0)	26	26	57	No
Receptor_21	7	7	(0)	26	26	57	No
Receptor_22	7	7	(0)	26	26	57	No
Receptor_23	7	7	(0)	26	26	57	No
Receptor_24	7	7	(0)	26	26	57	No
Receptor_25	7	6	(0)	26	26	57	No
Receptor_26	6	6	(0)	26	26	57	No
Receptor_27	6	6	(0)	26	26	57	No
Receptor_28	6	6	(0)	26	26	57	No
Receptor_29	6	6	(0)	26	26	57	No
Receptor_30	6	6	(0)	26	26	57	No
Receptor_31	7	6	(0)	26	26	57	No
Receptor_32	6	6	(0)	26	26	57	No
Receptor_33	7	6	(0)	26	26	57	No
Receptor_34	7	6	(0)	26	26	57	No
Receptor_35	7	7	(0)	26	26	57	No
Receptor_36	7	7	(0)	26	26	57	No
Receptor_37	7	7	(0)	26	26	57	No
Receptor_38	7	7	(0)	26	26	57	No
Receptor_39	7	7	(0)	26	26	57	No
Receptor_40	7	7	(0)	26	26	57	No
Receptor_41	8	7	(0)	26	26	57	No
Receptor_42	8	7	(0)	26	26	57	No
Receptor_43	8	7	(0)	26	26	57	No
Receptor_44	8	7	(0)	26	26	57	No
Receptor_45	8	7	(0)	26	26	57	No
Receptor_46	8	8	(0)	26	26	57	No
Receptor_47	8	8	(0)	26	26	57	No
Receptor_48	8	8	(0)	26	26	57	No
Receptor_49	9	8	(0)	26	26	57	No
Receptor_50	9	9	(0)	26	26	57	No
Receptor_51	9	8	(0)	26	26	57	No
Receptor_52	8	8	(0)	26	26	57	No
Receptor_53	8	8	(0)	26	26	57	No
Receptor_54	8	7	(0)	26	26	57	No
Receptor_55	7	7	(0)	26	26	57	No

# **Nitrogen Dioxide (NO<sub>2</sub>) Annual**

RECEPTOR ID	MAX CONCENTRATION (µg/m <sup>3</sup> )			INCREMENTAL DIFFERENCE			
	2013 EXISTING	2013 WITH PROJECT	PROJECT INCREASE	AMBIENT	TOTAL	THRESHOLD	EXCEEDS?
Receptor_56	7	7	(0)	26	26	57	No
Receptor_57	7	7	(0)	26	26	57	No
Receptor_58	8	8	(0)	26	26	57	No
Receptor_59	8	8	(0)	26	26	57	No
Receptor_60	8	8	(0)	26	26	57	No
Receptor_61	9	9	(0)	26	26	57	No
Receptor_62	9	9	(0)	26	26	57	No
Receptor_63	10	9	(0)	26	26	57	No
Receptor_64	10	10	(0)	26	26	57	No
Receptor_65	11	10	(0)	26	26	57	No
Receptor_66	11	11	(1)	26	26	57	No
Receptor_67	12	11	(1)	26	26	57	No
Receptor_68	12	11	(1)	26	26	57	No
Receptor_69	13	12	(1)	26	26	57	No
Receptor_70	13	12	(1)	26	26	57	No
Receptor_71	13	12	(1)	26	26	57	No
Receptor_72	12	12	(1)	26	26	57	No
Receptor_73	12	12	(1)	26	26	57	No
Receptor_74	12	12	(0)	26	26	57	No
Receptor_75	12	11	(0)	26	26	57	No
Receptor_76	13	13	(1)	26	26	57	No
Receptor_77	13	13	(1)	26	26	57	No
Receptor_78	13	12	(0)	26	26	57	No
Receptor_79	14	14	(1)	26	26	57	No
Receptor_80	17	16	(1)	26	26	57	No
Receptor_81	19	18	(1)	26	26	57	No
Receptor_82	18	17	(1)	26	26	57	No
Receptor_83	17	16	(1)	26	26	57	No
Receptor_84	15	14	(1)	26	26	57	No
Receptor_85	13	12	(0)	26	26	57	No
Receptor_86	11	11	(0)	26	26	57	No
Receptor_87	11	11	(0)	26	26	57	No
Receptor_88	11	10	(0)	26	26	57	No
Receptor_89	10	10	(0)	26	26	57	No
Receptor_90	9	9	(0)	26	26	57	No
Receptor_91	9	9	(0)	26	26	57	No
Receptor_92	8	8	(0)	26	26	57	No
Receptor_93	8	8	(0)	26	26	57	No
Receptor_94	8	8	(0)	26	26	57	No
Receptor_95	8	8	(0)	26	26	57	No
Receptor_96	9	9	(0)	26	26	57	No
Receptor_97	9	9	(0)	26	26	57	No
Receptor_98	10	10	(0)	26	26	57	No
Receptor_99	11	11	(0)	26	26	57	No
Receptor_100	12	12	(0)	26	26	57	No
Receptor_101	13	13	(0)	26	26	57	No
Receptor_102	13	13	(0)	26	26	57	No
Receptor_103	13	13	(0)	26	26	57	No
Receptor_104	14	14	(0)	26	26	57	No
Receptor_105	14	14	(0)	26	26	57	No
Receptor_106	16	15	(0)	26	26	57	No
Receptor_107	17	17	(0)	26	26	57	No
Receptor_108	17	17	(0)	26	26	57	No
Receptor_109	17	16	(0)	26	26	57	No
Receptor_110	16	16	(0)	26	26	57	No

**Nitrogen Dioxide (NO<sub>2</sub>) Annual**

RECEPTOR ID	MAX CONCENTRATION (µg/m <sup>3</sup> )			INCREMENTAL DIFFERENCE			
	2013 EXISTING	2013 WITH PROJECT	PROJECT INCREASE	AMBIENT	TOTAL	THRESHOLD	EXCEEDS?
Receptor_111	14	14	(0)	26	26	57	No
Receptor_112	15	14	(0)	26	26	57	No
Receptor_113	15	15	(0)	26	26	57	No
Receptor_114	16	15	(0)	26	26	57	No
Receptor_115	16	16	(0)	26	26	57	No
Receptor_116	16	16	(1)	26	26	57	No
Receptor_117	19	18	(1)	26	26	57	No
Receptor_118	21	21	(1)	26	26	57	No
Receptor_119	24	24	(1)	26	26	57	No
Receptor_120	28	28	(0)	26	26	57	No
Receptor_121	30	30	0	26	26	57	No
Receptor_122	33	34	1	26	27	57	No
Receptor_123	32	34	2	26	28	57	No
Receptor_124	31	33	2	26	28	57	No
Receptor_125	35	40	5	26	32	57	No
Receptor_126	34	39	5	26	32	57	No
Receptor_127	30	33	3	26	29	57	No
Receptor_128	27	29	2	26	28	57	No
Receptor_129	25	26	1	26	27	57	No
Receptor_130	25	26	1	26	27	57	No
Receptor_131	25	26	1	26	28	57	No
Receptor_132	23	24	1	26	27	57	No
Receptor_133	22	23	1	26	27	57	No
Receptor_134	20	21	1	26	27	57	No
Receptor_135	19	20	1	26	27	57	No
Receptor_136	18	19	1	26	27	57	No
Receptor_137	17	18	0	26	27	57	No
Receptor_138	18	19	1	26	27	57	No
Receptor_139	19	20	1	26	27	57	No
Receptor_140	19	20	1	26	27	57	No
Receptor_141	20	21	1	26	27	57	No
Receptor_142	20	21	1	26	27	57	No
Receptor_143	21	22	1	26	28	57	No
Receptor_144	21	23	1	26	28	57	No
Receptor_145	22	23	2	26	28	57	No
Receptor_146	21	23	1	26	28	57	No
Receptor_147	21	22	1	26	28	57	No
Receptor_148	20	22	1	26	28	57	No
Receptor_149	21	22	1	26	27	57	No
Receptor_150	21	22	1	26	27	57	No
Receptor_151	21	22	1	26	27	57	No
Receptor_152	22	23	1	26	27	57	No
Receptor_153	23	23	1	26	27	57	No
Receptor_154	23	24	1	26	27	57	No
Receptor_155	23	24	1	26	27	57	No
Receptor_156	22	23	1	26	27	57	No
Receptor_157	23	24	1	26	28	57	No
Receptor_158	23	24	1	26	27	57	No
Receptor_159	24	25	1	26	27	57	No
Receptor_160	24	26	1	26	28	57	No
Receptor_161	25	26	1	26	28	57	No
Receptor_162	26	27	2	26	28	57	No
Receptor_163	27	28	2	26	28	57	No
Receptor_164	28	30	2	26	28	57	No
Receptor_165	29	31	2	26	29	57	No

# **Nitrogen Dioxide (NO<sub>2</sub>) Annual**

RECEPTOR ID	MAX CONCENTRATION (µg/m <sup>3</sup> )			INCREMENTAL DIFFERENCE			
	2013 EXISTING	2013 WITH PROJECT	PROJECT INCREASE	AMBIENT	TOTAL	THRESHOLD	EXCEEDS?
Receptor_166	30	32	3	26	29	57	No
Receptor_167	31	34	3	26	30	57	No
Receptor_168	33	37	4	26	30	57	No
Receptor_169	34	38	4	26	31	57	No
Receptor_170	33	35	2	26	28	57	No
Receptor_171	31	31	1	26	27	57	No
Receptor_172	29	30	0	26	27	57	No
Receptor_173	29	29	0	26	27	57	No
Receptor_174	29	29	0	26	26	57	No
Receptor_175	29	29	0	26	26	57	No
Receptor_176	29	29	0	26	26	57	No
Receptor_177	29	29	0	26	27	57	No
Receptor_178	29	29	0	26	27	57	No
Receptor_179	29	29	0	26	27	57	No
Receptor_180	28	29	0	26	27	57	No
Receptor_181	28	29	0	26	27	57	No
Receptor_182	28	28	0	26	27	57	No
Receptor_183	28	28	0	26	27	57	No
Receptor_184	27	28	0	26	27	57	No
Receptor_185	27	27	0	26	27	57	No
Receptor_186	27	27	0	26	27	57	No
Receptor_187	26	27	0	26	27	57	No
Receptor_188	26	26	0	26	27	57	No
Receptor_189	26	26	0	26	27	57	No
Receptor_190	26	26	0	26	27	57	No
Receptor_191	24	25	0	26	27	57	No
Receptor_192	23	23	0	26	27	57	No
Receptor_193	22	23	0	26	27	57	No
Receptor_194	21	22	0	26	27	57	No
Receptor_195	21	21	0	26	27	57	No
Receptor_196	20	21	1	26	27	57	No
Receptor_197	19	20	1	26	27	57	No
Receptor_198	19	20	1	26	27	57	No
Receptor_199	18	19	1	26	27	57	No
Receptor_200	18	19	1	26	27	57	No
Receptor_201	18	18	1	26	27	57	No
Receptor_202	18	18	1	26	27	57	No
Receptor_203	17	18	1	26	27	57	No
Receptor_204	17	18	1	26	27	57	No
Receptor_205	17	17	1	26	27	57	No
Receptor_206	17	17	0	26	27	57	No
Receptor_207	16	17	0	26	27	57	No
Receptor_208	16	17	0	26	27	57	No
Receptor_209	16	17	0	26	27	57	No
Receptor_210	17	17	0	26	27	57	No
Receptor_211	18	18	0	26	27	57	No
Receptor_212	18	19	0	26	27	57	No
Receptor_213	19	19	0	26	27	57	No
Receptor_214	20	20	0	26	27	57	No
Receptor_215	21	21	0	26	26	57	No
Receptor_216	22	22	0	26	26	57	No
Receptor_217	22	23	0	26	26	57	No
Receptor_218	23	23	0	26	26	57	No
Receptor_219	24	24	0	26	26	57	No
Receptor_220	25	25	0	26	26	57	No

**Nitrogen Dioxide (NO<sub>2</sub>) Annual**

RECEPTOR ID	MAX CONCENTRATION (µg/m <sup>3</sup> )			INCREMENTAL DIFFERENCE			
	2013 EXISTING	2013 WITH PROJECT	PROJECT INCREASE	AMBIENT	TOTAL	THRESHOLD	EXCEEDS?
Receptor_221	25	25	0	26	26	57	No
Receptor_222	25	25	0	26	26	57	No
Receptor_223	25	25	0	26	26	57	No
Receptor_224	25	26	0	26	26	57	No
Receptor_225	25	26	0	26	27	57	No
Receptor_226	24	24	0	26	27	57	No
Receptor_227	27	27	0	26	26	57	No
Receptor_228	30	30	0	26	26	57	No
Receptor_229	33	33	0	26	26	57	No
Receptor_230	33	33	0	26	26	57	No
Receptor_231	33	33	0	26	26	57	No
Receptor_232	37	37	0	26	26	57	No
Receptor_233	42	42	0	26	26	57	No
Receptor_234	50	50	(0)	26	26	57	No
Receptor_235	51	51	(0)	26	26	57	No
Receptor_236	65	65	(0)	26	26	57	No
Receptor_237	59	59	(0)	26	26	57	No
Receptor_238	52	52	(0)	26	26	57	No
Receptor_239	46	46	(0)	26	26	57	No
Receptor_240	48	48	(0)	26	26	57	No
Receptor_241	42	42	(0)	26	26	57	No
Receptor_242	37	37	(0)	26	26	57	No
Receptor_243	33	33	(0)	26	26	57	No
Receptor_244	30	30	(0)	26	26	57	No
Receptor_245	27	27	(0)	26	26	57	No
Receptor_246	26	26	(0)	26	26	57	No
Receptor_247	24	24	(0)	26	26	57	No
Receptor_248	22	22	(0)	26	26	57	No
Receptor_249	19	19	(0)	26	26	57	No
Receptor_250	17	17	(0)	26	26	57	No
Receptor_251	14	14	(0)	26	26	57	No
Receptor_252	12	12	(0)	26	26	57	No
Receptor_253	12	12	(0)	26	26	57	No
Receptor_254	13	13	(0)	26	26	57	No
Receptor_255	13	13	(0)	26	26	57	No
Receptor_256	15	15	(0)	26	26	57	No
Receptor_257	17	17	(0)	26	26	57	No
Receptor_258	18	18	(0)	26	26	57	No
Receptor_259	15	15	(0)	26	26	57	No
Receptor_260	13	13	(0)	26	26	57	No
Receptor_261	13	13	(0)	26	26	57	No
Receptor_262	14	14	(0)	26	26	57	No
Receptor_263	11	11	(0)	26	26	57	No
Receptor_264	10	10	(0)	26	26	57	No
Receptor_265	9	9	(0)	26	26	57	No
Receptor_266	8	8	(0)	26	26	57	No
Receptor_267	8	8	(0)	26	26	57	No
Receptor_268	8	8	(0)	26	26	57	No
Receptor_269	8	8	(0)	26	26	57	No
Receptor_270	9	9	(0)	26	26	57	No
Receptor_271	9	9	(0)	26	26	57	No
Receptor_272	9	9	(0)	26	26	57	No
Receptor_273	10	10	(0)	26	26	57	No
Receptor_274	10	10	(0)	26	26	57	No
Receptor_275	11	11	(0)	26	26	57	No

# **Nitrogen Dioxide (NO<sub>2</sub>) Annual**

RECEPTOR ID	MAX CONCENTRATION (µg/m <sup>3</sup> )			INCREMENTAL DIFFERENCE			
	2013 EXISTING	2013 WITH PROJECT	PROJECT INCREASE	AMBIENT	TOTAL	THRESHOLD	EXCEEDS?
Receptor_276	11	11	(0)	26	26	57	No
Receptor_277	11	11	(0)	26	26	57	No
Receptor_278	12	12	(0)	26	26	57	No
Receptor_279	12	12	(0)	26	26	57	No
Receptor_280	12	12	(0)	26	26	57	No
Receptor_281	12	12	(0)	26	26	57	No
Receptor_282	13	13	(0)	26	26	57	No
Receptor_283	13	13	(0)	26	26	57	No
Receptor_284	13	13	(0)	26	26	57	No
Receptor_285	13	13	(0)	26	26	57	No
Receptor_286	15	15	(0)	26	26	57	No
Receptor_287	17	17	(0)	26	26	57	No
Receptor_288	19	19	(0)	26	26	57	No
Receptor_289	19	19	(0)	26	26	57	No
Receptor_290	17	17	(0)	26	26	57	No
Receptor_291	16	16	(0)	26	26	57	No
Receptor_292	14	14	(0)	26	26	57	No
Receptor_293	14	14	(0)	26	26	57	No
Receptor_294	14	14	(0)	26	26	57	No
Receptor_295	14	14	(0)	26	26	57	No
Receptor_296	14	14	(0)	26	26	57	No
Receptor_297	14	14	(0)	26	26	57	No
Receptor_298	14	14	(0)	26	26	57	No
Receptor_299	14	13	(0)	26	26	57	No
Receptor_300	13	13	(0)	26	26	57	No
Receptor_301	13	13	(0)	26	26	57	No
Receptor_302	13	13	(0)	26	26	57	No
Receptor_303	13	13	(0)	26	26	57	No
Receptor_304	13	13	(0)	26	26	57	No
Receptor_305	13	13	(0)	26	26	57	No
Receptor_306	13	12	(0)	26	26	57	No
Receptor_307	12	12	(0)	26	26	57	No
Receptor_308	12	12	(0)	26	26	57	No
Receptor_309	12	12	(0)	26	26	57	No
Receptor_310	12	11	(0)	26	26	57	No
Receptor_311	11	11	(0)	26	26	57	No
Receptor_312	11	11	(0)	26	26	57	No
Receptor_313	10	10	(0)	26	26	57	No
Receptor_314	10	10	(0)	26	26	57	No
Receptor_315	10	10	(0)	26	26	57	No
Receptor_316	9	9	(0)	26	26	57	No
Receptor_317	9	9	(0)	26	26	57	No
Receptor_318	9	9	(0)	26	26	57	No
Receptor_319	9	8	(0)	26	26	57	No
Receptor_320	8	8	(0)	26	26	57	No
Receptor_321	8	8	(0)	26	26	57	No
Receptor_322	8	8	(0)	26	26	57	No
Receptor_323	8	8	(0)	26	26	57	No
Receptor_324	7	7	(0)	26	26	57	No
Receptor_325	7	7	(0)	26	26	57	No
Receptor_326	7	7	(0)	26	26	57	No
Receptor_327	30	31	1	26	27	57	No

**Sulfur Dioxide (SO<sub>2</sub>) 1-Hr CAAQS**

RECEPTOR ID	MAX CONCENTRATION (µg/m <sup>3</sup> )			INCREMENTAL DIFFERENCE			
	2013 EXISTING	2013 WITH PROJECT	PROJECT INCREASE	AMBIENT	TOTAL	THRESHOLD	EXCEEDS?
Receptor_1	30	29	(0)	68	68	655	No
Receptor_2	33	33	(0)	68	68	655	No
Receptor_3	37	37	(0)	68	68	655	No
Receptor_4	41	40	(0)	68	68	655	No
Receptor_5	43	43	(0)	68	68	655	No
Receptor_6	44	43	(0)	68	68	655	No
Receptor_7	43	42	(0)	68	68	655	No
Receptor_8	43	42	(1)	68	68	655	No
Receptor_9	42	41	(1)	68	68	655	No
Receptor_10	40	39	(1)	68	68	655	No
Receptor_11	38	37	(1)	68	68	655	No
Receptor_12	36	35	(0)	68	68	655	No
Receptor_13	34	34	(0)	68	68	655	No
Receptor_14	34	34	(0)	68	68	655	No
Receptor_15	34	34	(0)	68	68	655	No
Receptor_16	35	35	(0)	68	68	655	No
Receptor_17	35	35	(0)	68	68	655	No
Receptor_18	36	35	(0)	68	68	655	No
Receptor_19	35	35	(0)	68	68	655	No
Receptor_20	35	35	(0)	68	68	655	No
Receptor_21	35	34	(0)	68	68	655	No
Receptor_22	34	34	(0)	68	68	655	No
Receptor_23	33	33	(0)	68	68	655	No
Receptor_24	33	32	(1)	68	68	655	No
Receptor_25	33	30	(3)	68	68	655	No
Receptor_26	33	31	(2)	68	68	655	No
Receptor_27	33	32	(1)	68	68	655	No
Receptor_28	33	32	(1)	68	68	655	No
Receptor_29	34	33	(1)	68	68	655	No
Receptor_30	34	33	(1)	68	68	655	No
Receptor_31	35	34	(1)	68	68	655	No
Receptor_32	36	36	(1)	68	68	655	No
Receptor_33	37	36	(1)	68	68	655	No
Receptor_34	38	37	(1)	68	68	655	No
Receptor_35	40	39	(1)	68	68	655	No
Receptor_36	42	41	(1)	68	68	655	No
Receptor_37	43	42	(1)	68	68	655	No
Receptor_38	44	43	(1)	68	68	655	No
Receptor_39	46	45	(1)	68	68	655	No
Receptor_40	48	47	(1)	68	68	655	No
Receptor_41	50	48	(1)	68	68	655	No
Receptor_42	51	50	(1)	68	68	655	No
Receptor_43	51	50	(1)	68	68	655	No
Receptor_44	52	51	(1)	68	68	655	No
Receptor_45	52	51	(1)	68	68	655	No
Receptor_46	55	53	(1)	68	68	655	No
Receptor_47	57	56	(1)	68	68	655	No
Receptor_48	57	56	(1)	68	68	655	No
Receptor_49	59	58	(1)	68	68	655	No
Receptor_50	61	59	(1)	68	68	655	No
Receptor_51	59	57	(1)	68	68	655	No
Receptor_52	56	55	(1)	68	68	655	No
Receptor_53	53	52	(1)	68	68	655	No
Receptor_54	51	50	(1)	68	68	655	No
Receptor_55	50	48	(1)	68	68	655	No

**Sulfur Dioxide (SO<sub>2</sub>) 1-Hr CAAQS**

RECEPTOR ID	MAX CONCENTRATION (µg/m <sup>3</sup> )			INCREMENTAL DIFFERENCE			
	2013 EXISTING	2013 WITH PROJECT	PROJECT INCREASE	AMBIENT	TOTAL	THRESHOLD	EXCEEDS?
Receptor_56	48	47	(1)	68	68	655	No
Receptor_57	50	48	(1)	68	68	655	No
Receptor_58	51	50	(1)	68	68	655	No
Receptor_59	54	53	(1)	68	68	655	No
Receptor_60	56	55	(1)	68	68	655	No
Receptor_61	58	57	(2)	68	68	655	No
Receptor_62	60	58	(2)	68	68	655	No
Receptor_63	62	60	(2)	68	68	655	No
Receptor_64	63	61	(2)	68	68	655	No
Receptor_65	62	61	(2)	68	68	655	No
Receptor_66	66	64	(2)	68	68	655	No
Receptor_67	75	72	(2)	68	68	655	No
Receptor_68	81	79	(2)	68	68	655	No
Receptor_69	87	85	(2)	68	68	655	No
Receptor_70	86	84	(2)	68	68	655	No
Receptor_71	80	78	(2)	68	68	655	No
Receptor_72	72	70	(2)	68	68	655	No
Receptor_73	65	63	(2)	68	68	655	No
Receptor_74	60	58	(1)	68	68	655	No
Receptor_75	56	55	(1)	68	68	655	No
Receptor_76	59	58	(1)	68	68	655	No
Receptor_77	57	56	(1)	68	68	655	No
Receptor_78	56	55	(1)	68	68	655	No
Receptor_79	59	57	(1)	68	68	655	No
Receptor_80	62	60	(1)	68	68	655	No
Receptor_81	65	64	(2)	68	68	655	No
Receptor_82	62	61	(2)	68	68	655	No
Receptor_83	60	58	(2)	68	68	655	No
Receptor_84	57	55	(2)	68	68	655	No
Receptor_85	54	53	(1)	68	68	655	No
Receptor_86	52	50	(1)	68	68	655	No
Receptor_87	50	49	(1)	68	68	655	No
Receptor_88	48	47	(2)	68	68	655	No
Receptor_89	47	45	(2)	68	68	655	No
Receptor_90	44	43	(2)	68	68	655	No
Receptor_91	42	40	(2)	68	68	655	No
Receptor_92	40	38	(2)	68	68	655	No
Receptor_93	40	38	(2)	68	68	655	No
Receptor_94	39	38	(2)	68	68	655	No
Receptor_95	39	37	(2)	68	68	655	No
Receptor_96	40	38	(2)	68	68	655	No
Receptor_97	41	39	(2)	68	68	655	No
Receptor_98	44	41	(2)	68	68	655	No
Receptor_99	46	44	(2)	68	68	655	No
Receptor_100	48	46	(2)	68	68	655	No
Receptor_101	50	47	(3)	68	68	655	No
Receptor_102	52	48	(4)	68	68	655	No
Receptor_103	53	48	(5)	68	68	655	No
Receptor_104	56	49	(7)	68	68	655	No
Receptor_105	57	50	(7)	68	68	655	No
Receptor_106	61	53	(8)	68	68	655	No
Receptor_107	64	56	(9)	68	68	655	No
Receptor_108	65	56	(9)	68	68	655	No
Receptor_109	60	55	(5)	68	68	655	No
Receptor_110	55	55	0	68	68	655	No



**Sulfur Dioxide (SO<sub>2</sub>) 1-Hr CAAQS**

RECEPTOR ID	MAX CONCENTRATION (µg/m <sup>3</sup> )			INCREMENTAL DIFFERENCE			
	2013 EXISTING	2013 WITH PROJECT	PROJECT INCREASE	AMBIENT	TOTAL	THRESHOLD	EXCEEDS?
Receptor_111	51	52	0	68	68	655	No
Receptor_112	53	53	0	68	68	655	No
Receptor_113	52	52	(1)	68	68	655	No
Receptor_114	52	50	(2)	68	68	655	No
Receptor_115	54	50	(4)	68	68	655	No
Receptor_116	56	51	(5)	68	68	655	No
Receptor_117	61	55	(6)	68	68	655	No
Receptor_118	67	61	(6)	68	68	655	No
Receptor_119	72	69	(3)	68	68	655	No
Receptor_120	83	79	(5)	68	68	655	No
Receptor_121	92	89	(4)	68	68	655	No
Receptor_122	99	98	(1)	68	68	655	No
Receptor_123	96	93	(3)	68	68	655	No
Receptor_124	92	93	2	68	69	655	No
Receptor_125	88	110	22	68	90	655	No
Receptor_126	79	104	25	68	93	655	No
Receptor_127	80	93	13	68	81	655	No
Receptor_128	77	83	6	68	73	655	No
Receptor_129	76	75	(1)	68	68	655	No
Receptor_130	73	76	2	68	70	655	No
Receptor_131	69	74	6	68	73	655	No
Receptor_132	64	69	5	68	73	655	No
Receptor_133	60	64	4	68	72	655	No
Receptor_134	57	60	3	68	71	655	No
Receptor_135	54	57	3	68	71	655	No
Receptor_136	51	54	3	68	70	655	No
Receptor_137	49	51	2	68	70	655	No
Receptor_138	46	50	4	68	72	655	No
Receptor_139	42	46	5	68	72	655	No
Receptor_140	38	42	4	68	72	655	No
Receptor_141	35	39	4	68	71	655	No
Receptor_142	34	37	3	68	71	655	No
Receptor_143	35	37	2	68	70	655	No
Receptor_144	37	39	3	68	71	655	No
Receptor_145	37	40	3	68	71	655	No
Receptor_146	35	38	3	68	71	655	No
Receptor_147	33	36	3	68	70	655	No
Receptor_148	35	34	(1)	68	68	655	No
Receptor_149	38	36	(1)	68	68	655	No
Receptor_150	41	40	(1)	68	68	655	No
Receptor_151	45	43	(1)	68	68	655	No
Receptor_152	48	47	(1)	68	68	655	No
Receptor_153	53	51	(1)	68	68	655	No
Receptor_154	52	51	(1)	68	68	655	No
Receptor_155	49	48	(1)	68	68	655	No
Receptor_156	47	46	(1)	68	68	655	No
Receptor_157	45	44	(1)	68	68	655	No
Receptor_158	50	48	(1)	68	68	655	No
Receptor_159	49	48	(1)	68	68	655	No
Receptor_160	48	47	(1)	68	68	655	No
Receptor_161	47	48	1	68	69	655	No
Receptor_162	45	54	8	68	76	655	No
Receptor_163	45	60	15	68	83	655	No
Receptor_164	50	68	18	68	85	655	No
Receptor_165	56	77	21	68	89	655	No

**Sulfur Dioxide (SO<sub>2</sub>) 1-Hr CAAQS**

RECEPTOR ID	MAX CONCENTRATION (µg/m <sup>3</sup> )			INCREMENTAL DIFFERENCE			
	2013 EXISTING	2013 WITH PROJECT	PROJECT INCREASE	AMBIENT	TOTAL	THRESHOLD	EXCEEDS?
Receptor_166	64	89	25	68	93	655	No
Receptor_167	73	102	29	68	97	655	No
Receptor_168	84	118	34	68	101	655	No
Receptor_169	92	128	36	68	104	655	No
Receptor_170	96	112	16	68	84	655	No
Receptor_171	89	88	(1)	68	68	655	No
Receptor_172	75	71	(4)	68	68	655	No
Receptor_173	61	58	(3)	68	68	655	No
Receptor_174	62	60	(2)	68	68	655	No
Receptor_175	64	62	(2)	68	68	655	No
Receptor_176	66	64	(2)	68	68	655	No
Receptor_177	68	66	(2)	68	68	655	No
Receptor_178	68	67	(2)	68	68	655	No
Receptor_179	69	67	(2)	68	68	655	No
Receptor_180	69	67	(2)	68	68	655	No
Receptor_181	69	67	(2)	68	68	655	No
Receptor_182	69	68	(2)	68	68	655	No
Receptor_183	69	68	(2)	68	68	655	No
Receptor_184	70	68	(1)	68	68	655	No
Receptor_185	71	69	(1)	68	68	655	No
Receptor_186	71	70	(1)	68	68	655	No
Receptor_187	73	72	(1)	68	68	655	No
Receptor_188	74	73	(1)	68	68	655	No
Receptor_189	76	75	(1)	68	68	655	No
Receptor_190	79	78	(1)	68	68	655	No
Receptor_191	72	71	(1)	68	68	655	No
Receptor_192	66	65	(1)	68	68	655	No
Receptor_193	61	60	(1)	68	68	655	No
Receptor_194	57	56	(1)	68	68	655	No
Receptor_195	53	52	(1)	68	68	655	No
Receptor_196	50	49	(1)	68	68	655	No
Receptor_197	47	46	(1)	68	68	655	No
Receptor_198	44	43	(1)	68	68	655	No
Receptor_199	42	41	(1)	68	68	655	No
Receptor_200	40	39	(1)	68	68	655	No
Receptor_201	38	37	(1)	68	68	655	No
Receptor_202	38	37	(1)	68	68	655	No
Receptor_203	38	37	(1)	68	68	655	No
Receptor_204	39	38	(1)	68	68	655	No
Receptor_205	39	38	(1)	68	68	655	No
Receptor_206	40	39	(1)	68	68	655	No
Receptor_207	40	40	(1)	68	68	655	No
Receptor_208	41	40	(1)	68	68	655	No
Receptor_209	43	42	(1)	68	68	655	No
Receptor_210	47	46	(1)	68	68	655	No
Receptor_211	51	51	(1)	68	68	655	No
Receptor_212	56	56	(1)	68	68	655	No
Receptor_213	62	61	(1)	68	68	655	No
Receptor_214	67	66	(1)	68	68	655	No
Receptor_215	71	71	(1)	68	68	655	No
Receptor_216	73	73	(0)	68	68	655	No
Receptor_217	80	79	(1)	68	68	655	No
Receptor_218	82	81	(1)	68	68	655	No
Receptor_219	87	86	(1)	68	68	655	No
Receptor_220	92	91	(1)	68	68	655	No

**Sulfur Dioxide (SO<sub>2</sub>) 1-Hr CAAQS**

RECEPTOR ID	MAX CONCENTRATION (µg/m <sup>3</sup> )			INCREMENTAL DIFFERENCE			
	2013 EXISTING	2013 WITH PROJECT	PROJECT INCREASE	AMBIENT	TOTAL	THRESHOLD	EXCEEDS?
Receptor_221	94	93	(1)	68	68	655	No
Receptor_222	91	90	(1)	68	68	655	No
Receptor_223	87	87	(1)	68	68	655	No
Receptor_224	83	83	(1)	68	68	655	No
Receptor_225	80	79	(1)	68	68	655	No
Receptor_226	73	72	(1)	68	68	655	No
Receptor_227	90	89	(1)	68	68	655	No
Receptor_228	104	103	(1)	68	68	655	No
Receptor_229	124	123	(1)	68	68	655	No
Receptor_230	133	132	(1)	68	68	655	No
Receptor_231	139	138	(1)	68	68	655	No
Receptor_232	162	161	(1)	68	68	655	No
Receptor_233	190	189	(1)	68	68	655	No
Receptor_234	224	223	(1)	68	68	655	No
Receptor_235	231	229	(1)	68	68	655	No
Receptor_236	287	286	(1)	68	68	655	No
Receptor_237	219	219	(0)	68	68	655	No
Receptor_238	190	189	(1)	68	68	655	No
Receptor_239	169	168	(1)	68	68	655	No
Receptor_240	160	159	(0)	68	68	655	No
Receptor_241	129	129	(0)	68	68	655	No
Receptor_242	107	107	(0)	68	68	655	No
Receptor_243	90	90	(0)	68	68	655	No
Receptor_244	80	80	(0)	68	68	655	No
Receptor_245	70	69	(0)	68	68	655	No
Receptor_246	74	73	(0)	68	68	655	No
Receptor_247	68	67	(0)	68	68	655	No
Receptor_248	68	67	(0)	68	68	655	No
Receptor_249	67	66	(0)	68	68	655	No
Receptor_250	62	61	(0)	68	68	655	No
Receptor_251	54	54	(0)	68	68	655	No
Receptor_252	47	46	(0)	68	68	655	No
Receptor_253	47	48	0	68	68	655	No
Receptor_254	51	51	0	68	68	655	No
Receptor_255	55	55	0	68	68	655	No
Receptor_256	56	57	0	68	68	655	No
Receptor_257	62	62	(1)	68	68	655	No
Receptor_258	62	63	0	68	68	655	No
Receptor_259	61	61	0	68	68	655	No
Receptor_260	58	58	0	68	68	655	No
Receptor_261	61	61	0	68	68	655	No
Receptor_262	63	64	0	68	68	655	No
Receptor_263	58	58	0	68	68	655	No
Receptor_264	53	53	0	68	68	655	No
Receptor_265	48	48	0	68	68	655	No
Receptor_266	44	44	0	68	68	655	No
Receptor_267	44	44	(0)	68	68	655	No
Receptor_268	45	45	(0)	68	68	655	No
Receptor_269	47	47	(0)	68	68	655	No
Receptor_270	47	47	(0)	68	68	655	No
Receptor_271	46	45	(0)	68	68	655	No
Receptor_272	45	44	(0)	68	68	655	No
Receptor_273	47	46	(0)	68	68	655	No
Receptor_274	51	51	(0)	68	68	655	No
Receptor_275	57	57	(0)	68	68	655	No

**Sulfur Dioxide (SO<sub>2</sub>) 1-Hr CAAQS**

RECEPTOR ID	MAX CONCENTRATION (µg/m <sup>3</sup> )			INCREMENTAL DIFFERENCE			
	2013 EXISTING	2013 WITH PROJECT	PROJECT INCREASE	AMBIENT	TOTAL	THRESHOLD	EXCEEDS?
Receptor_276	62	61	(0)	68	68	655	No
Receptor_277	61	61	(0)	68	68	655	No
Receptor_278	59	59	(0)	68	68	655	No
Receptor_279	56	55	(0)	68	68	655	No
Receptor_280	54	53	(0)	68	68	655	No
Receptor_281	52	52	(0)	68	68	655	No
Receptor_282	50	50	0	68	68	655	No
Receptor_283	49	49	0	68	68	655	No
Receptor_284	51	50	(1)	68	68	655	No
Receptor_285	53	52	(1)	68	68	655	No
Receptor_286	55	54	(1)	68	68	655	No
Receptor_287	57	57	0	68	68	655	No
Receptor_288	61	62	0	68	68	655	No
Receptor_289	62	62	(0)	68	68	655	No
Receptor_290	62	61	(1)	68	68	655	No
Receptor_291	64	64	(1)	68	68	655	No
Receptor_292	67	66	(1)	68	68	655	No
Receptor_293	72	71	(1)	68	68	655	No
Receptor_294	75	74	(1)	68	68	655	No
Receptor_295	74	73	(1)	68	68	655	No
Receptor_296	75	73	(2)	68	68	655	No
Receptor_297	84	81	(3)	68	68	655	No
Receptor_298	89	86	(3)	68	68	655	No
Receptor_299	94	91	(3)	68	68	655	No
Receptor_300	97	94	(2)	68	68	655	No
Receptor_301	91	89	(2)	68	68	655	No
Receptor_302	89	90	1	68	69	655	No
Receptor_303	91	91	(0)	68	68	655	No
Receptor_304	86	85	(1)	68	68	655	No
Receptor_305	77	76	(1)	68	68	655	No
Receptor_306	73	71	(1)	68	68	655	No
Receptor_307	79	78	(1)	68	68	655	No
Receptor_308	78	77	(1)	68	68	655	No
Receptor_309	66	65	(1)	68	68	655	No
Receptor_310	65	63	(1)	68	68	655	No
Receptor_311	66	65	(1)	68	68	655	No
Receptor_312	64	63	(1)	68	68	655	No
Receptor_313	58	57	(1)	68	68	655	No
Receptor_314	51	50	(1)	68	68	655	No
Receptor_315	47	47	(0)	68	68	655	No
Receptor_316	45	45	(0)	68	68	655	No
Receptor_317	43	42	(0)	68	68	655	No
Receptor_318	41	41	0	68	68	655	No
Receptor_319	39	39	0	68	68	655	No
Receptor_320	37	37	0	68	68	655	No
Receptor_321	36	36	0	68	68	655	No
Receptor_322	34	34	(0)	68	68	655	No
Receptor_323	34	33	(0)	68	68	655	No
Receptor_324	33	32	(0)	68	68	655	No
Receptor_325	32	31	(0)	68	68	655	No
Receptor_326	31	30	(0)	68	68	655	No
Receptor_327	73	62	(12)	68	68	655	No

**Nitrogen Dioxide (SO<sub>2</sub>) 1-Hr NAAQS**

RECEPTOR ID	MAX CONCENTRATION (µg/m <sup>3</sup> )			INCREMENTAL DIFFERENCE			
	2013 EXISTING	2013 WITH PROJECT	PROJECT INCREASE	AMBIENT	TOTAL	THRESHOLD	EXCEEDS?
Receptor_1	28	28	(0)	21	21	196	No
Receptor_2	29	28	(1)	21	21	196	No
Receptor_3	30	29	(1)	21	21	196	No
Receptor_4	31	30	(1)	21	21	196	No
Receptor_5	33	31	(2)	21	21	196	No
Receptor_6	33	31	(2)	21	21	196	No
Receptor_7	34	32	(2)	21	21	196	No
Receptor_8	34	31	(2)	21	21	196	No
Receptor_9	33	31	(2)	21	21	196	No
Receptor_10	33	31	(2)	21	21	196	No
Receptor_11	31	30	(1)	21	21	196	No
Receptor_12	29	29	(0)	21	21	196	No
Receptor_13	31	29	(2)	21	21	196	No
Receptor_14	30	30	(0)	21	21	196	No
Receptor_15	30	31	0	21	21	196	No
Receptor_16	32	31	(0)	21	21	196	No
Receptor_17	30	30	(0)	21	21	196	No
Receptor_18	30	30	(0)	21	21	196	No
Receptor_19	30	29	(1)	21	21	196	No
Receptor_20	28	27	(1)	21	21	196	No
Receptor_21	28	27	(1)	21	21	196	No
Receptor_22	27	27	(0)	21	21	196	No
Receptor_23	28	27	(1)	21	21	196	No
Receptor_24	30	28	(1)	21	21	196	No
Receptor_25	30	29	(1)	21	21	196	No
Receptor_26	29	29	(0)	21	21	196	No
Receptor_27	27	27	(1)	21	21	196	No
Receptor_28	27	27	(1)	21	21	196	No
Receptor_29	28	27	(1)	21	21	196	No
Receptor_30	29	28	(1)	21	21	196	No
Receptor_31	29	28	(1)	21	21	196	No
Receptor_32	30	29	(0)	21	21	196	No
Receptor_33	31	30	(0)	21	21	196	No
Receptor_34	32	31	(0)	21	21	196	No
Receptor_35	35	33	(1)	21	21	196	No
Receptor_36	35	34	(1)	21	21	196	No
Receptor_37	34	33	(1)	21	21	196	No
Receptor_38	33	33	(0)	21	21	196	No
Receptor_39	32	32	(1)	21	21	196	No
Receptor_40	34	34	(0)	21	21	196	No
Receptor_41	35	34	(1)	21	21	196	No
Receptor_42	38	36	(2)	21	21	196	No
Receptor_43	36	34	(2)	21	21	196	No
Receptor_44	34	33	(1)	21	21	196	No
Receptor_45	34	33	(1)	21	21	196	No
Receptor_46	37	35	(2)	21	21	196	No
Receptor_47	41	38	(2)	21	21	196	No
Receptor_48	39	37	(2)	21	21	196	No
Receptor_49	41	39	(2)	21	21	196	No
Receptor_50	42	40	(2)	21	21	196	No
Receptor_51	40	39	(1)	21	21	196	No
Receptor_52	40	39	(1)	21	21	196	No
Receptor_53	39	38	(1)	21	21	196	No
Receptor_54	37	37	(0)	21	21	196	No
Receptor_55	35	35	(0)	21	21	196	No

**Nitrogen Dioxide (SO<sub>2</sub>) 1-Hr NAAQS**

RECEPTOR ID	MAX CONCENTRATION (µg/m <sup>3</sup> )			INCREMENTAL DIFFERENCE			
	2013 EXISTING	2013 WITH PROJECT	PROJECT INCREASE	AMBIENT	TOTAL	THRESHOLD	EXCEEDS?
Receptor_56	36	36	(1)	21	21	196	No
Receptor_57	38	37	(1)	21	21	196	No
Receptor_58	40	39	(1)	21	21	196	No
Receptor_59	40	39	(1)	21	21	196	No
Receptor_60	43	42	(1)	21	21	196	No
Receptor_61	45	44	(1)	21	21	196	No
Receptor_62	47	46	(1)	21	21	196	No
Receptor_63	49	47	(2)	21	21	196	No
Receptor_64	50	49	(2)	21	21	196	No
Receptor_65	54	53	(1)	21	21	196	No
Receptor_66	55	54	(2)	21	21	196	No
Receptor_67	60	58	(2)	21	21	196	No
Receptor_68	58	57	(2)	21	21	196	No
Receptor_69	63	61	(2)	21	21	196	No
Receptor_70	59	58	(2)	21	21	196	No
Receptor_71	57	56	(2)	21	21	196	No
Receptor_72	55	53	(2)	21	21	196	No
Receptor_73	52	51	(1)	21	21	196	No
Receptor_74	50	48	(2)	21	21	196	No
Receptor_75	48	47	(2)	21	21	196	No
Receptor_76	52	50	(2)	21	21	196	No
Receptor_77	50	48	(2)	21	21	196	No
Receptor_78	48	46	(2)	21	21	196	No
Receptor_79	51	49	(2)	21	21	196	No
Receptor_80	54	52	(2)	21	21	196	No
Receptor_81	58	57	(1)	21	21	196	No
Receptor_82	55	54	(1)	21	21	196	No
Receptor_83	54	52	(2)	21	21	196	No
Receptor_84	50	49	(1)	21	21	196	No
Receptor_85	47	46	(1)	21	21	196	No
Receptor_86	44	43	(1)	21	21	196	No
Receptor_87	43	42	(1)	21	21	196	No
Receptor_88	42	41	(1)	21	21	196	No
Receptor_89	41	40	(1)	21	21	196	No
Receptor_90	39	38	(1)	21	21	196	No
Receptor_91	38	36	(1)	21	21	196	No
Receptor_92	36	35	(1)	21	21	196	No
Receptor_93	37	35	(1)	21	21	196	No
Receptor_94	37	35	(1)	21	21	196	No
Receptor_95	37	35	(2)	21	21	196	No
Receptor_96	38	36	(2)	21	21	196	No
Receptor_97	37	36	(1)	21	21	196	No
Receptor_98	40	39	(2)	21	21	196	No
Receptor_99	44	41	(3)	21	21	196	No
Receptor_100	46	43	(3)	21	21	196	No
Receptor_101	47	44	(3)	21	21	196	No
Receptor_102	46	44	(2)	21	21	196	No
Receptor_103	46	44	(2)	21	21	196	No
Receptor_104	47	45	(2)	21	21	196	No
Receptor_105	48	45	(3)	21	21	196	No
Receptor_106	50	48	(3)	21	21	196	No
Receptor_107	53	50	(3)	21	21	196	No
Receptor_108	53	50	(3)	21	21	196	No
Receptor_109	51	48	(3)	21	21	196	No
Receptor_110	50	47	(3)	21	21	196	No

**Nitrogen Dioxide (SO<sub>2</sub>) 1-Hr NAAQS**

RECEPTOR ID	MAX CONCENTRATION (µg/m <sup>3</sup> )			INCREMENTAL DIFFERENCE			
	2013 EXISTING	2013 WITH PROJECT	PROJECT INCREASE	AMBIENT	TOTAL	THRESHOLD	EXCEEDS?
Receptor_111	47	44	(3)	21	21	196	No
Receptor_112	46	45	(2)	21	21	196	No
Receptor_113	46	45	(1)	21	21	196	No
Receptor_114	46	47	0	21	21	196	No
Receptor_115	45	47	2	21	23	196	No
Receptor_116	45	47	2	21	23	196	No
Receptor_117	50	51	0	21	21	196	No
Receptor_118	53	55	2	21	23	196	No
Receptor_119	57	60	3	21	24	196	No
Receptor_120	63	70	8	21	28	196	No
Receptor_121	67	77	9	21	30	196	No
Receptor_122	67	80	13	21	33	196	No
Receptor_123	63	77	14	21	35	196	No
Receptor_124	59	73	15	21	36	196	No
Receptor_125	60	78	18	21	39	196	No
Receptor_126	57	73	16	21	36	196	No
Receptor_127	52	64	13	21	34	196	No
Receptor_128	49	58	10	21	31	196	No
Receptor_129	48	55	8	21	29	196	No
Receptor_130	45	53	8	21	29	196	No
Receptor_131	43	50	7	21	28	196	No
Receptor_132	40	46	6	21	27	196	No
Receptor_133	37	42	5	21	26	196	No
Receptor_134	35	39	4	21	25	196	No
Receptor_135	33	36	3	21	24	196	No
Receptor_136	32	34	2	21	23	196	No
Receptor_137	30	32	2	21	23	196	No
Receptor_138	29	31	2	21	23	196	No
Receptor_139	28	31	3	21	23	196	No
Receptor_140	27	30	3	21	24	196	No
Receptor_141	28	31	3	21	24	196	No
Receptor_142	28	30	2	21	23	196	No
Receptor_143	28	31	3	21	23	196	No
Receptor_144	28	30	2	21	23	196	No
Receptor_145	28	31	2	21	23	196	No
Receptor_146	27	29	2	21	23	196	No
Receptor_147	27	28	1	21	22	196	No
Receptor_148	26	27	1	21	22	196	No
Receptor_149	28	28	1	21	22	196	No
Receptor_150	29	29	(0)	21	21	196	No
Receptor_151	31	31	(0)	21	21	196	No
Receptor_152	33	33	(0)	21	21	196	No
Receptor_153	36	36	(0)	21	21	196	No
Receptor_154	35	36	1	21	22	196	No
Receptor_155	33	33	(0)	21	21	196	No
Receptor_156	32	32	(0)	21	21	196	No
Receptor_157	30	32	2	21	22	196	No
Receptor_158	33	38	4	21	25	196	No
Receptor_159	35	37	1	21	22	196	No
Receptor_160	35	35	0	21	21	196	No
Receptor_161	35	36	1	21	22	196	No
Receptor_162	35	38	3	21	24	196	No
Receptor_163	36	38	2	21	23	196	No
Receptor_164	38	41	3	21	24	196	No
Receptor_165	40	46	6	21	27	196	No

**Nitrogen Dioxide (SO<sub>2</sub>) 1-Hr NAAQS**

RECEPTOR ID	MAX CONCENTRATION (µg/m <sup>3</sup> )			INCREMENTAL DIFFERENCE			
	2013 EXISTING	2013 WITH PROJECT	PROJECT INCREASE	AMBIENT	TOTAL	THRESHOLD	EXCEEDS?
Receptor_166	42	51	10	21	31	196	No
Receptor_167	46	57	11	21	32	196	No
Receptor_168	52	63	11	21	32	196	No
Receptor_169	56	74	18	21	39	196	No
Receptor_170	53	71	19	21	39	196	No
Receptor_171	53	59	6	21	27	196	No
Receptor_172	50	51	1	21	22	196	No
Receptor_173	53	53	0	21	21	196	No
Receptor_174	51	51	0	21	21	196	No
Receptor_175	53	52	(0)	21	21	196	No
Receptor_176	55	55	(0)	21	21	196	No
Receptor_177	55	54	(1)	21	21	196	No
Receptor_178	53	53	0	21	21	196	No
Receptor_179	50	51	1	21	22	196	No
Receptor_180	48	50	2	21	23	196	No
Receptor_181	46	48	1	21	22	196	No
Receptor_182	47	47	(0)	21	21	196	No
Receptor_183	48	48	(0)	21	21	196	No
Receptor_184	54	53	(0)	21	21	196	No
Receptor_185	52	52	(0)	21	21	196	No
Receptor_186	52	52	(0)	21	21	196	No
Receptor_187	54	54	(0)	21	21	196	No
Receptor_188	58	58	(0)	21	21	196	No
Receptor_189	56	56	(0)	21	21	196	No
Receptor_190	56	56	(0)	21	21	196	No
Receptor_191	51	51	(0)	21	21	196	No
Receptor_192	48	48	(0)	21	21	196	No
Receptor_193	45	45	(0)	21	21	196	No
Receptor_194	42	42	(0)	21	21	196	No
Receptor_195	39	39	(0)	21	21	196	No
Receptor_196	36	36	(0)	21	21	196	No
Receptor_197	34	34	(0)	21	21	196	No
Receptor_198	32	32	(0)	21	21	196	No
Receptor_199	30	30	(0)	21	21	196	No
Receptor_200	28	28	(0)	21	21	196	No
Receptor_201	28	27	(0)	21	21	196	No
Receptor_202	26	26	(0)	21	21	196	No
Receptor_203	25	24	(0)	21	21	196	No
Receptor_204	26	25	(0)	21	21	196	No
Receptor_205	26	26	(0)	21	21	196	No
Receptor_206	26	25	(0)	21	21	196	No
Receptor_207	25	25	(0)	21	21	196	No
Receptor_208	24	24	0	21	21	196	No
Receptor_209	25	25	0	21	21	196	No
Receptor_210	26	26	(0)	21	21	196	No
Receptor_211	28	28	(0)	21	21	196	No
Receptor_212	30	30	(0)	21	21	196	No
Receptor_213	32	32	(0)	21	21	196	No
Receptor_214	34	34	(0)	21	21	196	No
Receptor_215	35	35	(0)	21	21	196	No
Receptor_216	39	39	(0)	21	21	196	No
Receptor_217	40	39	(0)	21	21	196	No
Receptor_218	42	41	(0)	21	21	196	No
Receptor_219	44	44	(0)	21	21	196	No
Receptor_220	48	48	(0)	21	21	196	No



**Nitrogen Dioxide (SO<sub>2</sub>) 1-Hr NAAQS**

RECEPTOR ID	MAX CONCENTRATION (µg/m <sup>3</sup> )			INCREMENTAL DIFFERENCE			
	2013 EXISTING	2013 WITH PROJECT	PROJECT INCREASE	AMBIENT	TOTAL	THRESHOLD	EXCEEDS?
Receptor_221	50	49	(0)	21	21	196	No
Receptor_222	52	51	(0)	21	21	196	No
Receptor_223	54	54	(0)	21	21	196	No
Receptor_224	55	55	(0)	21	21	196	No
Receptor_225	55	54	(0)	21	21	196	No
Receptor_226	49	49	(0)	21	21	196	No
Receptor_227	62	61	(0)	21	21	196	No
Receptor_228	72	71	(0)	21	21	196	No
Receptor_229	84	84	(0)	21	21	196	No
Receptor_230	82	82	(0)	21	21	196	No
Receptor_231	79	78	(0)	21	21	196	No
Receptor_232	91	90	(0)	21	21	196	No
Receptor_233	104	103	(0)	21	21	196	No
Receptor_234	120	120	(0)	21	21	196	No
Receptor_235	137	137	(0)	21	21	196	No
Receptor_236	161	160	(0)	21	21	196	No
Receptor_237	136	135	(1)	21	21	196	No
Receptor_238	114	113	(0)	21	21	196	No
Receptor_239	96	95	(0)	21	21	196	No
Receptor_240	101	100	(0)	21	21	196	No
Receptor_241	85	84	(0)	21	21	196	No
Receptor_242	73	73	(0)	21	21	196	No
Receptor_243	64	64	(0)	21	21	196	No
Receptor_244	57	57	(0)	21	21	196	No
Receptor_245	50	49	(0)	21	21	196	No
Receptor_246	51	50	(0)	21	21	196	No
Receptor_247	50	50	(0)	21	21	196	No
Receptor_248	50	50	(0)	21	21	196	No
Receptor_249	43	43	(0)	21	21	196	No
Receptor_250	41	41	0	21	21	196	No
Receptor_251	43	43	0	21	21	196	No
Receptor_252	43	42	(0)	21	21	196	No
Receptor_253	43	42	(0)	21	21	196	No
Receptor_254	43	43	0	21	21	196	No
Receptor_255	46	46	0	21	21	196	No
Receptor_256	48	48	(0)	21	21	196	No
Receptor_257	55	55	(0)	21	21	196	No
Receptor_258	56	55	(0)	21	21	196	No
Receptor_259	51	51	0	21	21	196	No
Receptor_260	47	47	(0)	21	21	196	No
Receptor_261	48	48	(0)	21	21	196	No
Receptor_262	50	50	(0)	21	21	196	No
Receptor_263	45	45	(0)	21	21	196	No
Receptor_264	40	40	(0)	21	21	196	No
Receptor_265	38	37	(0)	21	21	196	No
Receptor_266	35	35	(0)	21	21	196	No
Receptor_267	35	35	(0)	21	21	196	No
Receptor_268	37	36	(1)	21	21	196	No
Receptor_269	38	38	(0)	21	21	196	No
Receptor_270	39	39	0	21	21	196	No
Receptor_271	40	40	(0)	21	21	196	No
Receptor_272	40	40	(0)	21	21	196	No
Receptor_273	41	41	(0)	21	21	196	No
Receptor_274	45	44	(0)	21	21	196	No
Receptor_275	45	45	(0)	21	21	196	No

**Nitrogen Dioxide (SO<sub>2</sub>) 1-Hr NAAQS**

RECEPTOR ID	MAX CONCENTRATION (µg/m <sup>3</sup> )			INCREMENTAL DIFFERENCE			
	2013 EXISTING	2013 WITH PROJECT	PROJECT INCREASE	AMBIENT	TOTAL	THRESHOLD	EXCEEDS?
Receptor_276	45	45	(0)	21	21	196	No
Receptor_277	45	45	(0)	21	21	196	No
Receptor_278	45	45	0	21	21	196	No
Receptor_279	45	44	(1)	21	21	196	No
Receptor_280	45	45	(1)	21	21	196	No
Receptor_281	46	45	(1)	21	21	196	No
Receptor_282	47	45	(2)	21	21	196	No
Receptor_283	47	46	(1)	21	21	196	No
Receptor_284	47	47	(0)	21	21	196	No
Receptor_285	49	49	0	21	21	196	No
Receptor_286	52	51	(1)	21	21	196	No
Receptor_287	55	55	(1)	21	21	196	No
Receptor_288	59	58	(0)	21	21	196	No
Receptor_289	60	59	(0)	21	21	196	No
Receptor_290	59	57	(1)	21	21	196	No
Receptor_291	57	56	(1)	21	21	196	No
Receptor_292	56	56	(1)	21	21	196	No
Receptor_293	59	56	(4)	21	21	196	No
Receptor_294	59	58	(1)	21	21	196	No
Receptor_295	64	62	(1)	21	21	196	No
Receptor_296	68	67	(1)	21	21	196	No
Receptor_297	66	65	(1)	21	21	196	No
Receptor_298	66	66	(0)	21	21	196	No
Receptor_299	67	66	(1)	21	21	196	No
Receptor_300	66	66	(0)	21	21	196	No
Receptor_301	66	65	(0)	21	21	196	No
Receptor_302	64	61	(3)	21	21	196	No
Receptor_303	61	59	(1)	21	21	196	No
Receptor_304	57	56	(0)	21	21	196	No
Receptor_305	60	55	(4)	21	21	196	No
Receptor_306	59	54	(4)	21	21	196	No
Receptor_307	59	55	(4)	21	21	196	No
Receptor_308	59	55	(4)	21	21	196	No
Receptor_309	56	56	(1)	21	21	196	No
Receptor_310	55	54	(1)	21	21	196	No
Receptor_311	54	52	(2)	21	21	196	No
Receptor_312	51	51	(1)	21	21	196	No
Receptor_313	49	48	(1)	21	21	196	No
Receptor_314	47	46	(0)	21	21	196	No
Receptor_315	45	43	(2)	21	21	196	No
Receptor_316	43	40	(3)	21	21	196	No
Receptor_317	41	39	(2)	21	21	196	No
Receptor_318	39	38	(1)	21	21	196	No
Receptor_319	37	37	(1)	21	21	196	No
Receptor_320	36	36	(1)	21	21	196	No
Receptor_321	35	34	(1)	21	21	196	No
Receptor_322	34	33	(1)	21	21	196	No
Receptor_323	33	31	(2)	21	21	196	No
Receptor_324	31	30	(1)	21	21	196	No
Receptor_325	29	29	(0)	21	21	196	No
Receptor_326	29	28	(1)	21	21	196	No
Receptor_327	54	51	(3)	21	21	196	No

**Sulfur Dioxide (SO<sub>2</sub>) 3-Hr**

RECEPTOR ID	MAX CONCENTRATION (µg/m <sup>3</sup> )			INCREMENTAL DIFFERENCE			
	2013 EXISTING	2013 WITH PROJECT	PROJECT INCREASE	AMBIENT	TOTAL	THRESHOLD	EXCEEDS?
Receptor_1	6	6	(0)	16	16	105	No
Receptor_2	6	6	(0)	16	16	105	No
Receptor_3	7	7	(0)	16	16	105	No
Receptor_4	7	7	(0)	16	16	105	No
Receptor_5	7	7	(0)	16	16	105	No
Receptor_6	7	7	(0)	16	16	105	No
Receptor_7	7	7	(0)	16	16	105	No
Receptor_8	7	7	(0)	16	16	105	No
Receptor_9	7	7	(0)	16	16	105	No
Receptor_10	6	6	(0)	16	16	105	No
Receptor_11	6	6	(0)	16	16	105	No
Receptor_12	6	6	(0)	16	16	105	No
Receptor_13	5	5	(0)	16	16	105	No
Receptor_14	5	5	(0)	16	16	105	No
Receptor_15	6	5	(0)	16	16	105	No
Receptor_16	6	5	(0)	16	16	105	No
Receptor_17	6	5	(0)	16	16	105	No
Receptor_18	5	5	(0)	16	16	105	No
Receptor_19	5	5	(0)	16	16	105	No
Receptor_20	5	5	(0)	16	16	105	No
Receptor_21	5	5	(0)	16	16	105	No
Receptor_22	5	5	(0)	16	16	105	No
Receptor_23	5	5	(0)	16	16	105	No
Receptor_24	5	5	(0)	16	16	105	No
Receptor_25	5	4	(0)	16	16	105	No
Receptor_26	4	4	(0)	16	16	105	No
Receptor_27	4	4	(0)	16	16	105	No
Receptor_28	4	4	(0)	16	16	105	No
Receptor_29	4	4	(0)	16	16	105	No
Receptor_30	4	4	(0)	16	16	105	No
Receptor_31	5	5	(0)	16	16	105	No
Receptor_32	5	4	(0)	16	16	105	No
Receptor_33	5	5	(0)	16	16	105	No
Receptor_34	5	5	(0)	16	16	105	No
Receptor_35	5	5	(0)	16	16	105	No
Receptor_36	5	5	(0)	16	16	105	No
Receptor_37	5	5	(0)	16	16	105	No
Receptor_38	5	5	(0)	16	16	105	No
Receptor_39	6	5	(0)	16	16	105	No
Receptor_40	6	6	(0)	16	16	105	No
Receptor_41	6	6	(0)	16	16	105	No
Receptor_42	6	6	(0)	16	16	105	No
Receptor_43	6	6	(0)	16	16	105	No
Receptor_44	6	6	(0)	16	16	105	No
Receptor_45	6	6	(0)	16	16	105	No
Receptor_46	6	6	(0)	16	16	105	No
Receptor_47	7	7	(0)	16	16	105	No
Receptor_48	7	7	(0)	16	16	105	No
Receptor_49	7	7	(0)	16	16	105	No
Receptor_50	7	7	(0)	16	16	105	No
Receptor_51	7	7	(0)	16	16	105	No
Receptor_52	7	7	(0)	16	16	105	No
Receptor_53	7	6	(0)	16	16	105	No
Receptor_54	6	6	(0)	16	16	105	No
Receptor_55	6	6	(0)	16	16	105	No

**Sulfur Dioxide (SO<sub>2</sub>) 3-Hr**

RECEPTOR ID	MAX CONCENTRATION (µg/m <sup>3</sup> )			INCREMENTAL DIFFERENCE			
	2013 EXISTING	2013 WITH PROJECT	PROJECT INCREASE	AMBIENT	TOTAL	THRESHOLD	EXCEEDS?
Receptor_56	6	6	(0)	16	16	105	No
Receptor_57	6	6	(0)	16	16	105	No
Receptor_58	7	7	(0)	16	16	105	No
Receptor_59	7	7	(0)	16	16	105	No
Receptor_60	8	7	(0)	16	16	105	No
Receptor_61	8	8	(0)	16	16	105	No
Receptor_62	9	9	(0)	16	16	105	No
Receptor_63	10	9	(0)	16	16	105	No
Receptor_64	10	10	(0)	16	16	105	No
Receptor_65	11	10	(0)	16	16	105	No
Receptor_66	11	11	(0)	16	16	105	No
Receptor_67	11	11	(0)	16	16	105	No
Receptor_68	12	11	(0)	16	16	105	No
Receptor_69	13	13	(0)	16	16	105	No
Receptor_70	13	12	(0)	16	16	105	No
Receptor_71	12	12	(0)	16	16	105	No
Receptor_72	12	11	(0)	16	16	105	No
Receptor_73	12	11	(0)	16	16	105	No
Receptor_74	11	11	(0)	16	16	105	No
Receptor_75	11	11	(0)	16	16	105	No
Receptor_76	12	12	(0)	16	16	105	No
Receptor_77	12	11	(0)	16	16	105	No
Receptor_78	12	11	(0)	16	16	105	No
Receptor_79	12	12	(0)	16	16	105	No
Receptor_80	14	13	(0)	16	16	105	No
Receptor_81	15	14	(0)	16	16	105	No
Receptor_82	14	14	(0)	16	16	105	No
Receptor_83	13	13	(0)	16	16	105	No
Receptor_84	12	12	(0)	16	16	105	No
Receptor_85	11	11	(0)	16	16	105	No
Receptor_86	10	10	(0)	16	16	105	No
Receptor_87	10	10	(0)	16	16	105	No
Receptor_88	10	9	(0)	16	16	105	No
Receptor_89	9	9	(0)	16	16	105	No
Receptor_90	8	8	0	16	16	105	No
Receptor_91	8	8	0	16	16	105	No
Receptor_92	7	7	0	16	16	105	No
Receptor_93	7	7	0	16	16	105	No
Receptor_94	7	7	0	16	16	105	No
Receptor_95	6	7	0	16	16	105	No
Receptor_96	6	7	0	16	16	105	No
Receptor_97	6	6	0	16	16	105	No
Receptor_98	7	7	0	16	16	105	No
Receptor_99	8	8	1	16	16	105	No
Receptor_100	9	9	1	16	16	105	No
Receptor_101	8	9	1	16	16	105	No
Receptor_102	8	9	1	16	16	105	No
Receptor_103	7	8	1	16	16	105	No
Receptor_104	7	8	0	16	16	105	No
Receptor_105	7	7	(0)	16	16	105	No
Receptor_106	8	8	0	16	16	105	No
Receptor_107	8	9	0	16	16	105	No
Receptor_108	9	8	(0)	16	16	105	No
Receptor_109	8	8	(0)	16	16	105	No
Receptor_110	8	8	(0)	16	16	105	No

**Sulfur Dioxide (SO<sub>2</sub>) 3-Hr**

RECEPTOR ID	MAX CONCENTRATION (µg/m <sup>3</sup> )			INCREMENTAL DIFFERENCE			
	2013 EXISTING	2013 WITH PROJECT	PROJECT INCREASE	AMBIENT	TOTAL	THRESHOLD	EXCEEDS?
Receptor_111	7	7	(0)	16	16	105	No
Receptor_112	7	7	(0)	16	16	105	No
Receptor_113	8	7	(0)	16	16	105	No
Receptor_114	8	8	(0)	16	16	105	No
Receptor_115	7	8	0	16	16	105	No
Receptor_116	7	8	0	16	16	105	No
Receptor_117	8	8	1	16	16	105	No
Receptor_118	8	9	1	16	17	105	No
Receptor_119	9	10	1	16	17	105	No
Receptor_120	10	12	2	16	17	105	No
Receptor_121	11	13	2	16	17	105	No
Receptor_122	12	13	2	16	17	105	No
Receptor_123	11	13	2	16	17	105	No
Receptor_124	11	12	2	16	17	105	No
Receptor_125	11	14	3	16	19	105	No
Receptor_126	11	14	3	16	19	105	No
Receptor_127	10	12	2	16	17	105	No
Receptor_128	9	10	1	16	17	105	No
Receptor_129	8	9	1	16	16	105	No
Receptor_130	8	9	1	16	17	105	No
Receptor_131	8	9	1	16	17	105	No
Receptor_132	7	8	1	16	16	105	No
Receptor_133	7	7	1	16	16	105	No
Receptor_134	6	7	1	16	16	105	No
Receptor_135	6	6	0	16	16	105	No
Receptor_136	5	6	0	16	16	105	No
Receptor_137	5	5	0	16	16	105	No
Receptor_138	5	6	0	16	16	105	No
Receptor_139	5	6	0	16	16	105	No
Receptor_140	5	6	0	16	16	105	No
Receptor_141	5	6	0	16	16	105	No
Receptor_142	5	6	0	16	16	105	No
Receptor_143	6	6	0	16	16	105	No
Receptor_144	6	6	0	16	16	105	No
Receptor_145	7	7	0	16	16	105	No
Receptor_146	6	7	0	16	16	105	No
Receptor_147	6	6	0	16	16	105	No
Receptor_148	6	6	0	16	16	105	No
Receptor_149	6	6	0	16	16	105	No
Receptor_150	6	7	0	16	16	105	No
Receptor_151	7	7	0	16	16	105	No
Receptor_152	7	7	0	16	16	105	No
Receptor_153	7	8	0	16	16	105	No
Receptor_154	8	8	0	16	16	105	No
Receptor_155	8	8	0	16	16	105	No
Receptor_156	7	8	0	16	16	105	No
Receptor_157	8	8	0	16	16	105	No
Receptor_158	8	8	0	16	16	105	No
Receptor_159	8	9	0	16	16	105	No
Receptor_160	9	9	0	16	16	105	No
Receptor_161	9	9	0	16	16	105	No
Receptor_162	9	9	1	16	16	105	No
Receptor_163	9	10	1	16	16	105	No
Receptor_164	10	10	1	16	16	105	No
Receptor_165	10	11	1	16	17	105	No

**Sulfur Dioxide (SO<sub>2</sub>) 3-Hr**

RECEPTOR ID	MAX CONCENTRATION (µg/m <sup>3</sup> )			INCREMENTAL DIFFERENCE			
	2013 EXISTING	2013 WITH PROJECT	PROJECT INCREASE	AMBIENT	TOTAL	THRESHOLD	EXCEEDS?
Receptor_166	11	12	1	16	17	105	No
Receptor_167	11	13	1	16	17	105	No
Receptor_168	12	14	2	16	18	105	No
Receptor_169	13	16	3	16	19	105	No
Receptor_170	12	15	2	16	18	105	No
Receptor_171	11	12	1	16	17	105	No
Receptor_172	11	11	0	16	16	105	No
Receptor_173	11	10	(0)	16	16	105	No
Receptor_174	11	10	(0)	16	16	105	No
Receptor_175	11	10	(0)	16	16	105	No
Receptor_176	11	10	(0)	16	16	105	No
Receptor_177	11	10	(0)	16	16	105	No
Receptor_178	10	10	(0)	16	16	105	No
Receptor_179	10	10	(0)	16	16	105	No
Receptor_180	10	10	(0)	16	16	105	No
Receptor_181	10	10	(0)	16	16	105	No
Receptor_182	10	10	(0)	16	16	105	No
Receptor_183	10	10	(0)	16	16	105	No
Receptor_184	11	11	(0)	16	16	105	No
Receptor_185	11	11	0	16	16	105	No
Receptor_186	10	10	0	16	16	105	No
Receptor_187	9	9	0	16	16	105	No
Receptor_188	9	9	(0)	16	16	105	No
Receptor_189	9	9	(0)	16	16	105	No
Receptor_190	9	9	(0)	16	16	105	No
Receptor_191	8	8	0	16	16	105	No
Receptor_192	7	8	0	16	16	105	No
Receptor_193	7	7	0	16	16	105	No
Receptor_194	7	7	0	16	16	105	No
Receptor_195	6	6	0	16	16	105	No
Receptor_196	6	6	0	16	16	105	No
Receptor_197	6	6	0	16	16	105	No
Receptor_198	5	6	0	16	16	105	No
Receptor_199	5	5	0	16	16	105	No
Receptor_200	5	5	0	16	16	105	No
Receptor_201	5	5	0	16	16	105	No
Receptor_202	5	5	0	16	16	105	No
Receptor_203	5	5	0	16	16	105	No
Receptor_204	5	5	0	16	16	105	No
Receptor_205	5	5	0	16	16	105	No
Receptor_206	5	5	0	16	16	105	No
Receptor_207	5	5	0	16	16	105	No
Receptor_208	5	5	0	16	16	105	No
Receptor_209	5	5	0	16	16	105	No
Receptor_210	5	5	0	16	16	105	No
Receptor_211	5	5	0	16	16	105	No
Receptor_212	5	5	0	16	16	105	No
Receptor_213	6	6	0	16	16	105	No
Receptor_214	6	6	0	16	16	105	No
Receptor_215	7	7	(0)	16	16	105	No
Receptor_216	7	7	(0)	16	16	105	No
Receptor_217	7	7	(0)	16	16	105	No
Receptor_218	7	7	(0)	16	16	105	No
Receptor_219	8	8	(0)	16	16	105	No
Receptor_220	8	8	(0)	16	16	105	No

**Sulfur Dioxide (SO<sub>2</sub>) 3-Hr**

RECEPTOR ID	MAX CONCENTRATION (µg/m <sup>3</sup> )			INCREMENTAL DIFFERENCE			
	2013 EXISTING	2013 WITH PROJECT	PROJECT INCREASE	AMBIENT	TOTAL	THRESHOLD	EXCEEDS?
Receptor_221	9	9	(0)	16	16	105	No
Receptor_222	9	9	(0)	16	16	105	No
Receptor_223	9	9	(0)	16	16	105	No
Receptor_224	9	9	(0)	16	16	105	No
Receptor_225	9	9	(0)	16	16	105	No
Receptor_226	8	8	(0)	16	16	105	No
Receptor_227	10	10	(0)	16	16	105	No
Receptor_228	12	11	(0)	16	16	105	No
Receptor_229	14	14	(0)	16	16	105	No
Receptor_230	14	14	(0)	16	16	105	No
Receptor_231	14	14	(0)	16	16	105	No
Receptor_232	16	16	(0)	16	16	105	No
Receptor_233	19	19	(0)	16	16	105	No
Receptor_234	24	24	(0)	16	16	105	No
Receptor_235	25	25	(0)	16	16	105	No
Receptor_236	34	33	(0)	16	16	105	No
Receptor_237	28	28	(0)	16	16	105	No
Receptor_238	23	23	(0)	16	16	105	No
Receptor_239	19	19	(0)	16	16	105	No
Receptor_240	19	19	(0)	16	16	105	No
Receptor_241	16	16	(0)	16	16	105	No
Receptor_242	13	13	(0)	16	16	105	No
Receptor_243	12	11	(0)	16	16	105	No
Receptor_244	10	10	(0)	16	16	105	No
Receptor_245	9	9	(0)	16	16	105	No
Receptor_246	9	9	(0)	16	16	105	No
Receptor_247	9	9	(0)	16	16	105	No
Receptor_248	8	8	(0)	16	16	105	No
Receptor_249	8	8	(0)	16	16	105	No
Receptor_250	8	8	(0)	16	16	105	No
Receptor_251	8	8	(0)	16	16	105	No
Receptor_252	7	7	(0)	16	16	105	No
Receptor_253	8	8	(0)	16	16	105	No
Receptor_254	8	8	(0)	16	16	105	No
Receptor_255	8	8	(0)	16	16	105	No
Receptor_256	9	9	(0)	16	16	105	No
Receptor_257	9	9	(0)	16	16	105	No
Receptor_258	10	10	(0)	16	16	105	No
Receptor_259	10	10	(0)	16	16	105	No
Receptor_260	9	9	(0)	16	16	105	No
Receptor_261	9	9	(0)	16	16	105	No
Receptor_262	10	10	(0)	16	16	105	No
Receptor_263	9	9	(0)	16	16	105	No
Receptor_264	8	8	(0)	16	16	105	No
Receptor_265	7	7	(0)	16	16	105	No
Receptor_266	7	7	(0)	16	16	105	No
Receptor_267	7	7	(0)	16	16	105	No
Receptor_268	7	7	(0)	16	16	105	No
Receptor_269	7	7	(0)	16	16	105	No
Receptor_270	7	7	(0)	16	16	105	No
Receptor_271	7	7	(0)	16	16	105	No
Receptor_272	8	7	(0)	16	16	105	No
Receptor_273	8	8	0	16	16	105	No
Receptor_274	8	8	0	16	16	105	No
Receptor_275	8	8	0	16	16	105	No

**Sulfur Dioxide (SO<sub>2</sub>) 3-Hr**

RECEPTOR ID	MAX CONCENTRATION (µg/m <sup>3</sup> )			INCREMENTAL DIFFERENCE			
	2013 EXISTING	2013 WITH PROJECT	PROJECT INCREASE	AMBIENT	TOTAL	THRESHOLD	EXCEEDS?
Receptor_276	8	9	0	16	16	105	No
Receptor_277	9	9	(0)	16	16	105	No
Receptor_278	9	9	(0)	16	16	105	No
Receptor_279	9	9	(0)	16	16	105	No
Receptor_280	10	10	(0)	16	16	105	No
Receptor_281	10	10	(0)	16	16	105	No
Receptor_282	10	10	0	16	16	105	No
Receptor_283	10	10	0	16	16	105	No
Receptor_284	10	10	0	16	16	105	No
Receptor_285	11	11	0	16	16	105	No
Receptor_286	12	12	0	16	16	105	No
Receptor_287	13	13	0	16	16	105	No
Receptor_288	14	14	0	16	16	105	No
Receptor_289	14	14	0	16	16	105	No
Receptor_290	13	13	0	16	16	105	No
Receptor_291	13	13	(0)	16	16	105	No
Receptor_292	12	12	(0)	16	16	105	No
Receptor_293	13	13	(0)	16	16	105	No
Receptor_294	13	13	(0)	16	16	105	No
Receptor_295	14	14	(0)	16	16	105	No
Receptor_296	14	14	(0)	16	16	105	No
Receptor_297	15	14	(0)	16	16	105	No
Receptor_298	15	15	(0)	16	16	105	No
Receptor_299	15	15	(0)	16	16	105	No
Receptor_300	15	15	(0)	16	16	105	No
Receptor_301	14	14	(0)	16	16	105	No
Receptor_302	14	14	(1)	16	16	105	No
Receptor_303	14	14	(1)	16	16	105	No
Receptor_304	14	13	(0)	16	16	105	No
Receptor_305	13	13	(0)	16	16	105	No
Receptor_306	13	13	(0)	16	16	105	No
Receptor_307	13	13	(0)	16	16	105	No
Receptor_308	13	13	(0)	16	16	105	No
Receptor_309	13	13	(0)	16	16	105	No
Receptor_310	12	12	(0)	16	16	105	No
Receptor_311	12	12	(0)	16	16	105	No
Receptor_312	11	11	(0)	16	16	105	No
Receptor_313	11	11	(0)	16	16	105	No
Receptor_314	10	10	(0)	16	16	105	No
Receptor_315	10	9	(0)	16	16	105	No
Receptor_316	9	9	(0)	16	16	105	No
Receptor_317	9	9	(0)	16	16	105	No
Receptor_318	8	8	(0)	16	16	105	No
Receptor_319	8	8	(0)	16	16	105	No
Receptor_320	8	8	(0)	16	16	105	No
Receptor_321	7	7	(0)	16	16	105	No
Receptor_322	7	7	(0)	16	16	105	No
Receptor_323	7	7	(0)	16	16	105	No
Receptor_324	7	7	(0)	16	16	105	No
Receptor_325	6	6	(0)	16	16	105	No
Receptor_326	6	6	(0)	16	16	105	No
Receptor_327	12	11	(0)	16	16	105	No



**Sulfur Dioxide (SO<sub>2</sub>) 3-Hr**

RECEPTOR ID	MAX CONCENTRATION (µg/m <sup>3</sup> )			INCREMENTAL DIFFERENCE			
	2013 EXISTING	2013 WITH PROJECT	PROJECT INCREASE	AMBIENT	TOTAL	THRESHOLD	EXCEEDS?
Receptor_1	20	19	(1)	39	39	1,300	No
Receptor_2	20	19	(1)	39	39	1,300	No
Receptor_3	20	19	(1)	39	39	1,300	No
Receptor_4	19	19	(0)	39	39	1,300	No
Receptor_5	21	20	(0)	39	39	1,300	No
Receptor_6	22	22	(0)	39	39	1,300	No
Receptor_7	22	22	(0)	39	39	1,300	No
Receptor_8	23	22	(0)	39	39	1,300	No
Receptor_9	22	22	(0)	39	39	1,300	No
Receptor_10	22	22	(0)	39	39	1,300	No
Receptor_11	22	22	(0)	39	39	1,300	No
Receptor_12	22	22	(0)	39	39	1,300	No
Receptor_13	22	22	(0)	39	39	1,300	No
Receptor_14	22	22	(0)	39	39	1,300	No
Receptor_15	22	22	(0)	39	39	1,300	No
Receptor_16	23	23	(0)	39	39	1,300	No
Receptor_17	23	23	(0)	39	39	1,300	No
Receptor_18	23	23	(0)	39	39	1,300	No
Receptor_19	23	22	(0)	39	39	1,300	No
Receptor_20	22	21	(0)	39	39	1,300	No
Receptor_21	21	20	(0)	39	39	1,300	No
Receptor_22	21	20	(0)	39	39	1,300	No
Receptor_23	21	20	(0)	39	39	1,300	No
Receptor_24	20	20	(0)	39	39	1,300	No
Receptor_25	20	20	(0)	39	39	1,300	No
Receptor_26	20	19	(0)	39	39	1,300	No
Receptor_27	19	19	(0)	39	39	1,300	No
Receptor_28	18	18	(0)	39	39	1,300	No
Receptor_29	19	19	(0)	39	39	1,300	No
Receptor_30	20	19	(0)	39	39	1,300	No
Receptor_31	20	20	(0)	39	39	1,300	No
Receptor_32	20	19	(0)	39	39	1,300	No
Receptor_33	20	20	(0)	39	39	1,300	No
Receptor_34	21	20	(0)	39	39	1,300	No
Receptor_35	21	21	(0)	39	39	1,300	No
Receptor_36	21	21	(0)	39	39	1,300	No
Receptor_37	21	21	(0)	39	39	1,300	No
Receptor_38	22	21	(0)	39	39	1,300	No
Receptor_39	22	21	(0)	39	39	1,300	No
Receptor_40	23	23	(0)	39	39	1,300	No
Receptor_41	24	23	(0)	39	39	1,300	No
Receptor_42	24	24	(0)	39	39	1,300	No
Receptor_43	23	23	(0)	39	39	1,300	No
Receptor_44	24	23	(0)	39	39	1,300	No
Receptor_45	24	24	(0)	39	39	1,300	No
Receptor_46	26	25	(0)	39	39	1,300	No
Receptor_47	27	27	(1)	39	39	1,300	No
Receptor_48	27	27	(1)	39	39	1,300	No
Receptor_49	29	28	(1)	39	39	1,300	No
Receptor_50	30	29	(1)	39	39	1,300	No
Receptor_51	29	29	(1)	39	39	1,300	No
Receptor_52	28	28	(0)	39	39	1,300	No
Receptor_53	27	26	(1)	39	39	1,300	No
Receptor_54	26	25	(1)	39	39	1,300	No
Receptor_55	25	24	(1)	39	39	1,300	No

**Sulfur Dioxide (SO<sub>2</sub>) 3-Hr**

RECEPTOR ID	MAX CONCENTRATION (µg/m <sup>3</sup> )			INCREMENTAL DIFFERENCE			
	2013 EXISTING	2013 WITH PROJECT	PROJECT INCREASE	AMBIENT	TOTAL	THRESHOLD	EXCEEDS?
Receptor_56	24	23	(1)	39	39	1,300	No
Receptor_57	25	24	(1)	39	39	1,300	No
Receptor_58	26	25	(1)	39	39	1,300	No
Receptor_59	27	26	(1)	39	39	1,300	No
Receptor_60	28	27	(1)	39	39	1,300	No
Receptor_61	30	29	(1)	39	39	1,300	No
Receptor_62	32	31	(1)	39	39	1,300	No
Receptor_63	35	34	(1)	39	39	1,300	No
Receptor_64	38	37	(1)	39	39	1,300	No
Receptor_65	40	39	(1)	39	39	1,300	No
Receptor_66	42	41	(1)	39	39	1,300	No
Receptor_67	44	43	(1)	39	39	1,300	No
Receptor_68	46	44	(1)	39	39	1,300	No
Receptor_69	49	48	(1)	39	39	1,300	No
Receptor_70	48	46	(1)	39	39	1,300	No
Receptor_71	45	44	(1)	39	39	1,300	No
Receptor_72	43	42	(1)	39	39	1,300	No
Receptor_73	40	40	(1)	39	39	1,300	No
Receptor_74	38	38	(1)	39	39	1,300	No
Receptor_75	37	36	(1)	39	39	1,300	No
Receptor_76	39	39	(1)	39	39	1,300	No
Receptor_77	38	37	(1)	39	39	1,300	No
Receptor_78	37	37	(1)	39	39	1,300	No
Receptor_79	40	39	(1)	39	39	1,300	No
Receptor_80	44	42	(2)	39	39	1,300	No
Receptor_81	48	46	(2)	39	39	1,300	No
Receptor_82	46	44	(2)	39	39	1,300	No
Receptor_83	43	41	(2)	39	39	1,300	No
Receptor_84	40	38	(2)	39	39	1,300	No
Receptor_85	36	35	(1)	39	39	1,300	No
Receptor_86	33	33	(0)	39	39	1,300	No
Receptor_87	32	32	(0)	39	39	1,300	No
Receptor_88	30	30	(0)	39	39	1,300	No
Receptor_89	29	29	(1)	39	39	1,300	No
Receptor_90	28	27	(1)	39	39	1,300	No
Receptor_91	27	26	(1)	39	39	1,300	No
Receptor_92	25	25	(1)	39	39	1,300	No
Receptor_93	26	25	(1)	39	39	1,300	No
Receptor_94	26	25	(1)	39	39	1,300	No
Receptor_95	26	26	(1)	39	39	1,300	No
Receptor_96	27	26	(1)	39	39	1,300	No
Receptor_97	28	27	(1)	39	39	1,300	No
Receptor_98	30	29	(1)	39	39	1,300	No
Receptor_99	32	31	(1)	39	39	1,300	No
Receptor_100	35	34	(1)	39	39	1,300	No
Receptor_101	36	34	(2)	39	39	1,300	No
Receptor_102	37	35	(2)	39	39	1,300	No
Receptor_103	38	36	(3)	39	39	1,300	No
Receptor_104	40	37	(3)	39	39	1,300	No
Receptor_105	41	38	(4)	39	39	1,300	No
Receptor_106	44	40	(4)	39	39	1,300	No
Receptor_107	47	42	(5)	39	39	1,300	No
Receptor_108	47	42	(5)	39	39	1,300	No
Receptor_109	45	42	(3)	39	39	1,300	No
Receptor_110	42	41	(1)	39	39	1,300	No

**Sulfur Dioxide (SO<sub>2</sub>) 3-Hr**

RECEPTOR ID	MAX CONCENTRATION (µg/m <sup>3</sup> )			INCREMENTAL DIFFERENCE			
	2013 EXISTING	2013 WITH PROJECT	PROJECT INCREASE	AMBIENT	TOTAL	THRESHOLD	EXCEEDS?
Receptor_111	39	39	(1)	39	39	1,300	No
Receptor_112	37	40	3	39	42	1,300	No
Receptor_113	35	40	5	39	44	1,300	No
Receptor_114	33	38	5	39	44	1,300	No
Receptor_115	31	35	5	39	44	1,300	No
Receptor_116	31	32	2	39	41	1,300	No
Receptor_117	34	35	1	39	40	1,300	No
Receptor_118	37	39	2	39	41	1,300	No
Receptor_119	42	44	2	39	41	1,300	No
Receptor_120	48	51	3	39	42	1,300	No
Receptor_121	50	54	4	39	43	1,300	No
Receptor_122	52	58	7	39	46	1,300	No
Receptor_123	49	57	8	39	47	1,300	No
Receptor_124	46	54	9	39	48	1,300	No
Receptor_125	46	60	14	39	53	1,300	No
Receptor_126	43	56	13	39	52	1,300	No
Receptor_127	41	49	9	39	48	1,300	No
Receptor_128	38	44	6	39	45	1,300	No
Receptor_129	37	41	4	39	43	1,300	No
Receptor_130	35	40	5	39	44	1,300	No
Receptor_131	34	38	5	39	44	1,300	No
Receptor_132	31	35	4	39	43	1,300	No
Receptor_133	29	32	3	39	42	1,300	No
Receptor_134	28	30	3	39	42	1,300	No
Receptor_135	26	28	2	39	41	1,300	No
Receptor_136	25	26	2	39	41	1,300	No
Receptor_137	23	25	2	39	41	1,300	No
Receptor_138	23	25	2	39	41	1,300	No
Receptor_139	23	24	2	39	41	1,300	No
Receptor_140	22	24	2	39	41	1,300	No
Receptor_141	22	23	2	39	41	1,300	No
Receptor_142	21	23	1	39	41	1,300	No
Receptor_143	21	23	1	39	41	1,300	No
Receptor_144	22	24	2	39	41	1,300	No
Receptor_145	23	26	2	39	42	1,300	No
Receptor_146	22	24	2	39	41	1,300	No
Receptor_147	22	24	2	39	41	1,300	No
Receptor_148	22	23	1	39	40	1,300	No
Receptor_149	22	23	1	39	40	1,300	No
Receptor_150	23	24	0	39	40	1,300	No
Receptor_151	24	25	0	39	39	1,300	No
Receptor_152	26	26	0	39	39	1,300	No
Receptor_153	27	27	(0)	39	39	1,300	No
Receptor_154	28	28	0	39	39	1,300	No
Receptor_155	27	27	0	39	39	1,300	No
Receptor_156	25	26	0	39	39	1,300	No
Receptor_157	26	27	0	39	40	1,300	No
Receptor_158	28	29	0	39	39	1,300	No
Receptor_159	29	29	(0)	39	39	1,300	No
Receptor_160	29	29	(0)	39	39	1,300	No
Receptor_161	29	29	0	39	39	1,300	No
Receptor_162	28	30	2	39	41	1,300	No
Receptor_163	29	32	3	39	42	1,300	No
Receptor_164	31	34	3	39	42	1,300	No
Receptor_165	32	36	4	39	43	1,300	No

**Sulfur Dioxide (SO<sub>2</sub>) 3-Hr**

RECEPTOR ID	MAX CONCENTRATION (µg/m <sup>3</sup> )			INCREMENTAL DIFFERENCE			
	2013 EXISTING	2013 WITH PROJECT	PROJECT INCREASE	AMBIENT	TOTAL	THRESHOLD	EXCEEDS?
Receptor_166	35	39	5	39	44	1,300	No
Receptor_167	38	43	5	39	45	1,300	No
Receptor_168	41	48	7	39	46	1,300	No
Receptor_169	44	51	8	39	47	1,300	No
Receptor_170	40	45	5	39	44	1,300	No
Receptor_171	35	43	9	39	48	1,300	No
Receptor_172	35	40	5	39	44	1,300	No
Receptor_173	37	37	(0)	39	39	1,300	No
Receptor_174	37	37	(0)	39	39	1,300	No
Receptor_175	38	38	(0)	39	39	1,300	No
Receptor_176	39	38	(0)	39	39	1,300	No
Receptor_177	39	39	(0)	39	39	1,300	No
Receptor_178	40	40	(0)	39	39	1,300	No
Receptor_179	41	41	(0)	39	39	1,300	No
Receptor_180	42	42	(0)	39	39	1,300	No
Receptor_181	42	42	(0)	39	39	1,300	No
Receptor_182	41	41	(0)	39	39	1,300	No
Receptor_183	39	39	(0)	39	39	1,300	No
Receptor_184	40	40	(0)	39	39	1,300	No
Receptor_185	41	40	(0)	39	39	1,300	No
Receptor_186	39	39	(0)	39	39	1,300	No
Receptor_187	40	39	(0)	39	39	1,300	No
Receptor_188	42	42	(0)	39	39	1,300	No
Receptor_189	45	44	(0)	39	39	1,300	No
Receptor_190	47	47	(0)	39	39	1,300	No
Receptor_191	43	43	(0)	39	39	1,300	No
Receptor_192	39	39	(0)	39	39	1,300	No
Receptor_193	36	36	(0)	39	39	1,300	No
Receptor_194	33	33	(0)	39	39	1,300	No
Receptor_195	31	31	(0)	39	39	1,300	No
Receptor_196	29	29	(0)	39	39	1,300	No
Receptor_197	27	27	(0)	39	39	1,300	No
Receptor_198	26	26	0	39	39	1,300	No
Receptor_199	25	25	0	39	39	1,300	No
Receptor_200	24	24	0	39	39	1,300	No
Receptor_201	23	23	0	39	39	1,300	No
Receptor_202	23	23	0	39	39	1,300	No
Receptor_203	23	23	0	39	39	1,300	No
Receptor_204	23	23	0	39	39	1,300	No
Receptor_205	22	22	0	39	39	1,300	No
Receptor_206	21	21	0	39	39	1,300	No
Receptor_207	20	20	0	39	39	1,300	No
Receptor_208	19	19	0	39	39	1,300	No
Receptor_209	20	20	(0)	39	39	1,300	No
Receptor_210	21	21	(0)	39	39	1,300	No
Receptor_211	22	22	(0)	39	39	1,300	No
Receptor_212	23	23	(0)	39	39	1,300	No
Receptor_213	25	25	(0)	39	39	1,300	No
Receptor_214	27	27	(0)	39	39	1,300	No
Receptor_215	29	28	(0)	39	39	1,300	No
Receptor_216	30	30	(0)	39	39	1,300	No
Receptor_217	32	31	(0)	39	39	1,300	No
Receptor_218	32	32	(0)	39	39	1,300	No
Receptor_219	34	34	(0)	39	39	1,300	No
Receptor_220	36	36	(0)	39	39	1,300	No

**Sulfur Dioxide (SO<sub>2</sub>) 3-Hr**

RECEPTOR ID	MAX CONCENTRATION (µg/m <sup>3</sup> )			INCREMENTAL DIFFERENCE			
	2013 EXISTING	2013 WITH PROJECT	PROJECT INCREASE	AMBIENT	TOTAL	THRESHOLD	EXCEEDS?
Receptor_221	38	37	(0)	39	39	1,300	No
Receptor_222	38	38	(0)	39	39	1,300	No
Receptor_223	42	42	(0)	39	39	1,300	No
Receptor_224	46	46	(0)	39	39	1,300	No
Receptor_225	47	47	(0)	39	39	1,300	No
Receptor_226	44	43	(0)	39	39	1,300	No
Receptor_227	53	53	(0)	39	39	1,300	No
Receptor_228	60	60	(0)	39	39	1,300	No
Receptor_229	69	69	(0)	39	39	1,300	No
Receptor_230	64	63	(0)	39	39	1,300	No
Receptor_231	58	57	(0)	39	39	1,300	No
Receptor_232	65	65	(0)	39	39	1,300	No
Receptor_233	76	75	(1)	39	39	1,300	No
Receptor_234	89	89	(1)	39	39	1,300	No
Receptor_235	101	100	(0)	39	39	1,300	No
Receptor_236	119	118	(1)	39	39	1,300	No
Receptor_237	106	105	(1)	39	39	1,300	No
Receptor_238	91	91	(0)	39	39	1,300	No
Receptor_239	80	80	(0)	39	39	1,300	No
Receptor_240	85	84	(0)	39	39	1,300	No
Receptor_241	71	71	(0)	39	39	1,300	No
Receptor_242	62	61	(0)	39	39	1,300	No
Receptor_243	54	54	(0)	39	39	1,300	No
Receptor_244	49	48	(0)	39	39	1,300	No
Receptor_245	42	42	(0)	39	39	1,300	No
Receptor_246	41	40	(0)	39	39	1,300	No
Receptor_247	38	38	(0)	39	39	1,300	No
Receptor_248	34	34	(0)	39	39	1,300	No
Receptor_249	31	31	(0)	39	39	1,300	No
Receptor_250	28	28	(0)	39	39	1,300	No
Receptor_251	26	26	(0)	39	39	1,300	No
Receptor_252	25	25	(0)	39	39	1,300	No
Receptor_253	27	27	(0)	39	39	1,300	No
Receptor_254	28	28	(0)	39	39	1,300	No
Receptor_255	30	30	(0)	39	39	1,300	No
Receptor_256	31	31	(0)	39	39	1,300	No
Receptor_257	32	32	(0)	39	39	1,300	No
Receptor_258	35	35	(0)	39	39	1,300	No
Receptor_259	34	33	(0)	39	39	1,300	No
Receptor_260	33	33	0	39	39	1,300	No
Receptor_261	36	36	0	39	39	1,300	No
Receptor_262	39	39	0	39	39	1,300	No
Receptor_263	37	37	0	39	39	1,300	No
Receptor_264	35	35	0	39	39	1,300	No
Receptor_265	33	33	0	39	39	1,300	No
Receptor_266	31	31	0	39	39	1,300	No
Receptor_267	32	32	0	39	39	1,300	No
Receptor_268	33	33	0	39	39	1,300	No
Receptor_269	33	33	0	39	39	1,300	No
Receptor_270	33	33	0	39	39	1,300	No
Receptor_271	33	33	0	39	39	1,300	No
Receptor_272	33	33	0	39	39	1,300	No
Receptor_273	33	33	0	39	39	1,300	No
Receptor_274	33	33	0	39	39	1,300	No
Receptor_275	33	33	0	39	39	1,300	No

**Sulfur Dioxide (SO<sub>2</sub>) 3-Hr**

RECEPTOR ID	MAX CONCENTRATION (µg/m <sup>3</sup> )			INCREMENTAL DIFFERENCE			
	2013 EXISTING	2013 WITH PROJECT	PROJECT INCREASE	AMBIENT	TOTAL	THRESHOLD	EXCEEDS?
Receptor_276	33	33	(0)	39	39	1,300	No
Receptor_277	33	33	(0)	39	39	1,300	No
Receptor_278	34	34	(0)	39	39	1,300	No
Receptor_279	34	34	(0)	39	39	1,300	No
Receptor_280	34	34	(0)	39	39	1,300	No
Receptor_281	34	34	(0)	39	39	1,300	No
Receptor_282	34	34	(0)	39	39	1,300	No
Receptor_283	35	34	(0)	39	39	1,300	No
Receptor_284	35	34	(1)	39	39	1,300	No
Receptor_285	35	34	(1)	39	39	1,300	No
Receptor_286	38	37	(1)	39	39	1,300	No
Receptor_287	40	40	(1)	39	39	1,300	No
Receptor_288	43	42	(1)	39	39	1,300	No
Receptor_289	43	43	(1)	39	39	1,300	No
Receptor_290	41	41	(1)	39	39	1,300	No
Receptor_291	40	40	(0)	39	39	1,300	No
Receptor_292	40	39	(1)	39	39	1,300	No
Receptor_293	43	42	(1)	39	39	1,300	No
Receptor_294	46	44	(1)	39	39	1,300	No
Receptor_295	48	47	(2)	39	39	1,300	No
Receptor_296	50	49	(2)	39	39	1,300	No
Receptor_297	52	51	(0)	39	39	1,300	No
Receptor_298	53	53	(0)	39	39	1,300	No
Receptor_299	54	53	(1)	39	39	1,300	No
Receptor_300	53	52	(1)	39	39	1,300	No
Receptor_301	52	50	(2)	39	39	1,300	No
Receptor_302	50	48	(2)	39	39	1,300	No
Receptor_303	48	49	0	39	40	1,300	No
Receptor_304	49	49	0	39	40	1,300	No
Receptor_305	48	49	0	39	39	1,300	No
Receptor_306	50	48	(2)	39	39	1,300	No
Receptor_307	51	49	(2)	39	39	1,300	No
Receptor_308	49	48	(1)	39	39	1,300	No
Receptor_309	48	48	(0)	39	39	1,300	No
Receptor_310	47	47	(0)	39	39	1,300	No
Receptor_311	47	46	(0)	39	39	1,300	No
Receptor_312	45	45	(0)	39	39	1,300	No
Receptor_313	43	43	(0)	39	39	1,300	No
Receptor_314	40	40	(0)	39	39	1,300	No
Receptor_315	37	37	(0)	39	39	1,300	No
Receptor_316	35	34	(0)	39	39	1,300	No
Receptor_317	32	32	(0)	39	39	1,300	No
Receptor_318	30	29	(1)	39	39	1,300	No
Receptor_319	29	28	(1)	39	39	1,300	No
Receptor_320	28	27	(1)	39	39	1,300	No
Receptor_321	27	26	(1)	39	39	1,300	No
Receptor_322	26	25	(1)	39	39	1,300	No
Receptor_323	25	24	(1)	39	39	1,300	No
Receptor_324	23	23	(1)	39	39	1,300	No
Receptor_325	22	22	(1)	39	39	1,300	No
Receptor_326	21	20	(1)	39	39	1,300	No
Receptor_327	40	40	(0)	39	39	1,300	No

**Sulfur Dioxide (SO<sub>2</sub>) Annual**

RECEPTOR ID	MAX CONCENTRATION (µg/m <sup>3</sup> )			INCREMENTAL DIFFERENCE			
	2013 EXISTING	2013 WITH PROJECT	PROJECT INCREASE	AMBIENT	TOTAL	THRESHOLD	EXCEEDS?
Receptor_1	1	1	(0)	3	3	80	No
Receptor_2	1	1	(0)	3	3	80	No
Receptor_3	1	1	(0)	3	3	80	No
Receptor_4	1	1	(0)	3	3	80	No
Receptor_5	1	1	(0)	3	3	80	No
Receptor_6	1	1	(0)	3	3	80	No
Receptor_7	1	1	(0)	3	3	80	No
Receptor_8	1	1	(0)	3	3	80	No
Receptor_9	1	1	(0)	3	3	80	No
Receptor_10	1	1	(0)	3	3	80	No
Receptor_11	1	1	(0)	3	3	80	No
Receptor_12	1	1	(0)	3	3	80	No
Receptor_13	1	1	(0)	3	3	80	No
Receptor_14	1	1	(0)	3	3	80	No
Receptor_15	1	1	(0)	3	3	80	No
Receptor_16	1	1	(0)	3	3	80	No
Receptor_17	1	1	(0)	3	3	80	No
Receptor_18	1	1	(0)	3	3	80	No
Receptor_19	1	1	(0)	3	3	80	No
Receptor_20	1	1	(0)	3	3	80	No
Receptor_21	1	1	(0)	3	3	80	No
Receptor_22	1	1	(0)	3	3	80	No
Receptor_23	1	1	(0)	3	3	80	No
Receptor_24	1	1	(0)	3	3	80	No
Receptor_25	1	1	(0)	3	3	80	No
Receptor_26	1	1	(0)	3	3	80	No
Receptor_27	1	1	(0)	3	3	80	No
Receptor_28	1	1	(0)	3	3	80	No
Receptor_29	1	1	(0)	3	3	80	No
Receptor_30	1	1	(0)	3	3	80	No
Receptor_31	1	1	(0)	3	3	80	No
Receptor_32	1	1	(0)	3	3	80	No
Receptor_33	1	1	(0)	3	3	80	No
Receptor_34	1	1	(0)	3	3	80	No
Receptor_35	1	1	(0)	3	3	80	No
Receptor_36	1	1	(0)	3	3	80	No
Receptor_37	1	1	(0)	3	3	80	No
Receptor_38	1	1	(0)	3	3	80	No
Receptor_39	1	1	(0)	3	3	80	No
Receptor_40	1	1	(0)	3	3	80	No
Receptor_41	1	1	(0)	3	3	80	No
Receptor_42	1	1	(0)	3	3	80	No
Receptor_43	1	1	(0)	3	3	80	No
Receptor_44	1	1	(0)	3	3	80	No
Receptor_45	1	1	(0)	3	3	80	No
Receptor_46	1	1	(0)	3	3	80	No
Receptor_47	1	1	(0)	3	3	80	No
Receptor_48	1	1	(0)	3	3	80	No
Receptor_49	1	1	(0)	3	3	80	No
Receptor_50	1	1	(0)	3	3	80	No
Receptor_51	1	1	(0)	3	3	80	No
Receptor_52	1	1	(0)	3	3	80	No
Receptor_53	1	1	(0)	3	3	80	No
Receptor_54	1	1	(0)	3	3	80	No
Receptor_55	1	1	(0)	3	3	80	No

**Sulfur Dioxide (SO<sub>2</sub>) Annual**

RECEPTOR ID	MAX CONCENTRATION (µg/m <sup>3</sup> )			INCREMENTAL DIFFERENCE			
	2013 EXISTING	2013 WITH PROJECT	PROJECT INCREASE	AMBIENT	TOTAL	THRESHOLD	EXCEEDS?
Receptor_56	1	1	(0)	3	3	80	No
Receptor_57	1	1	(0)	3	3	80	No
Receptor_58	1	1	(0)	3	3	80	No
Receptor_59	1	1	(0)	3	3	80	No
Receptor_60	1	1	(0)	3	3	80	No
Receptor_61	1	1	(0)	3	3	80	No
Receptor_62	1	1	(0)	3	3	80	No
Receptor_63	2	2	(0)	3	3	80	No
Receptor_64	2	2	(0)	3	3	80	No
Receptor_65	2	2	(0)	3	3	80	No
Receptor_66	2	2	(0)	3	3	80	No
Receptor_67	2	2	(0)	3	3	80	No
Receptor_68	2	2	(0)	3	3	80	No
Receptor_69	2	2	(0)	3	3	80	No
Receptor_70	2	2	(0)	3	3	80	No
Receptor_71	2	2	(0)	3	3	80	No
Receptor_72	2	2	(0)	3	3	80	No
Receptor_73	2	2	(0)	3	3	80	No
Receptor_74	2	2	(0)	3	3	80	No
Receptor_75	2	2	(0)	3	3	80	No
Receptor_76	2	2	(0)	3	3	80	No
Receptor_77	2	2	(0)	3	3	80	No
Receptor_78	2	2	(0)	3	3	80	No
Receptor_79	2	2	(0)	3	3	80	No
Receptor_80	3	3	(0)	3	3	80	No
Receptor_81	3	3	(0)	3	3	80	No
Receptor_82	3	3	(0)	3	3	80	No
Receptor_83	3	3	(0)	3	3	80	No
Receptor_84	2	2	(0)	3	3	80	No
Receptor_85	2	2	(0)	3	3	80	No
Receptor_86	2	2	(0)	3	3	80	No
Receptor_87	2	2	(0)	3	3	80	No
Receptor_88	2	2	(0)	3	3	80	No
Receptor_89	2	2	(0)	3	3	80	No
Receptor_90	1	1	(0)	3	3	80	No
Receptor_91	1	1	(0)	3	3	80	No
Receptor_92	1	1	(0)	3	3	80	No
Receptor_93	1	1	(0)	3	3	80	No
Receptor_94	1	1	(0)	3	3	80	No
Receptor_95	1	1	(0)	3	3	80	No
Receptor_96	1	1	(0)	3	3	80	No
Receptor_97	1	1	(0)	3	3	80	No
Receptor_98	1	1	(0)	3	3	80	No
Receptor_99	2	2	(0)	3	3	80	No
Receptor_100	2	2	(0)	3	3	80	No
Receptor_101	2	2	(0)	3	3	80	No
Receptor_102	2	2	(0)	3	3	80	No
Receptor_103	2	2	(0)	3	3	80	No
Receptor_104	2	2	(0)	3	3	80	No
Receptor_105	2	2	0	3	3	80	No
Receptor_106	3	3	0	3	3	80	No
Receptor_107	3	3	0	3	3	80	No
Receptor_108	3	3	0	3	3	80	No
Receptor_109	3	3	0	3	3	80	No
Receptor_110	3	3	0	3	3	80	No



**Sulfur Dioxide (SO<sub>2</sub>) Annual**

RECEPTOR ID	MAX CONCENTRATION (µg/m <sup>3</sup> )			INCREMENTAL DIFFERENCE			
	2013 EXISTING	2013 WITH PROJECT	PROJECT INCREASE	AMBIENT	TOTAL	THRESHOLD	EXCEEDS?
Receptor_111	2	2	0	3	3	80	No
Receptor_112	2	2	0	3	3	80	No
Receptor_113	2	2	0	3	3	80	No
Receptor_114	2	2	0	3	3	80	No
Receptor_115	2	2	0	3	3	80	No
Receptor_116	2	2	0	3	3	80	No
Receptor_117	3	3	0	3	3	80	No
Receptor_118	3	3	0	3	3	80	No
Receptor_119	4	4	0	3	3	80	No
Receptor_120	5	5	0	3	3	80	No
Receptor_121	5	5	0	3	3	80	No
Receptor_122	6	6	0	3	3	80	No
Receptor_123	5	6	1	3	3	80	No
Receptor_124	5	6	1	3	3	80	No
Receptor_125	6	7	1	3	4	80	No
Receptor_126	6	7	1	3	4	80	No
Receptor_127	5	6	1	3	3	80	No
Receptor_128	4	5	0	3	3	80	No
Receptor_129	4	4	0	3	3	80	No
Receptor_130	4	4	0	3	3	80	No
Receptor_131	4	4	0	3	3	80	No
Receptor_132	3	4	0	3	3	80	No
Receptor_133	3	3	0	3	3	80	No
Receptor_134	3	3	0	3	3	80	No
Receptor_135	3	3	0	3	3	80	No
Receptor_136	2	3	0	3	3	80	No
Receptor_137	2	2	0	3	3	80	No
Receptor_138	2	3	0	3	3	80	No
Receptor_139	3	3	0	3	3	80	No
Receptor_140	3	3	0	3	3	80	No
Receptor_141	3	3	0	3	3	80	No
Receptor_142	3	3	0	3	3	80	No
Receptor_143	3	3	0	3	3	80	No
Receptor_144	3	3	0	3	3	80	No
Receptor_145	3	3	0	3	3	80	No
Receptor_146	3	3	0	3	3	80	No
Receptor_147	3	3	0	3	3	80	No
Receptor_148	3	3	0	3	3	80	No
Receptor_149	3	3	0	3	3	80	No
Receptor_150	3	3	0	3	3	80	No
Receptor_151	3	3	0	3	3	80	No
Receptor_152	3	3	0	3	3	80	No
Receptor_153	4	4	0	3	3	80	No
Receptor_154	4	4	0	3	3	80	No
Receptor_155	4	4	0	3	3	80	No
Receptor_156	3	4	0	3	3	80	No
Receptor_157	4	4	0	3	3	80	No
Receptor_158	4	4	0	3	3	80	No
Receptor_159	4	4	0	3	3	80	No
Receptor_160	4	4	0	3	3	80	No
Receptor_161	4	4	0	3	3	80	No
Receptor_162	4	4	0	3	3	80	No
Receptor_163	4	5	0	3	3	80	No
Receptor_164	5	5	0	3	3	80	No
Receptor_165	5	5	0	3	3	80	No

**Sulfur Dioxide (SO<sub>2</sub>) Annual**

RECEPTOR ID	MAX CONCENTRATION (µg/m <sup>3</sup> )			INCREMENTAL DIFFERENCE			
	2013 EXISTING	2013 WITH PROJECT	PROJECT INCREASE	AMBIENT	TOTAL	THRESHOLD	EXCEEDS?
Receptor_166	5	6	1	3	3	80	No
Receptor_167	5	6	1	3	3	80	No
Receptor_168	6	7	1	3	4	80	No
Receptor_169	6	7	1	3	4	80	No
Receptor_170	6	7	1	3	3	80	No
Receptor_171	6	6	0	3	3	80	No
Receptor_172	5	6	0	3	3	80	No
Receptor_173	6	6	0	3	3	80	No
Receptor_174	5	6	0	3	3	80	No
Receptor_175	5	5	0	3	3	80	No
Receptor_176	5	5	0	3	3	80	No
Receptor_177	5	5	0	3	3	80	No
Receptor_178	5	5	0	3	3	80	No
Receptor_179	5	5	0	3	3	80	No
Receptor_180	5	5	0	3	3	80	No
Receptor_181	5	5	0	3	3	80	No
Receptor_182	5	5	0	3	3	80	No
Receptor_183	5	5	0	3	3	80	No
Receptor_184	5	5	0	3	3	80	No
Receptor_185	5	5	0	3	3	80	No
Receptor_186	5	5	0	3	3	80	No
Receptor_187	5	5	0	3	3	80	No
Receptor_188	5	5	0	3	3	80	No
Receptor_189	4	4	0	3	3	80	No
Receptor_190	4	4	0	3	3	80	No
Receptor_191	4	4	0	3	3	80	No
Receptor_192	4	4	0	3	3	80	No
Receptor_193	4	4	0	3	3	80	No
Receptor_194	3	3	0	3	3	80	No
Receptor_195	3	3	0	3	3	80	No
Receptor_196	3	3	0	3	3	80	No
Receptor_197	3	3	0	3	3	80	No
Receptor_198	3	3	0	3	3	80	No
Receptor_199	3	3	0	3	3	80	No
Receptor_200	3	3	0	3	3	80	No
Receptor_201	2	3	0	3	3	80	No
Receptor_202	2	2	0	3	3	80	No
Receptor_203	2	2	0	3	3	80	No
Receptor_204	2	2	0	3	3	80	No
Receptor_205	2	2	0	3	3	80	No
Receptor_206	2	2	0	3	3	80	No
Receptor_207	2	2	0	3	3	80	No
Receptor_208	2	2	0	3	3	80	No
Receptor_209	2	2	0	3	3	80	No
Receptor_210	2	2	0	3	3	80	No
Receptor_211	2	2	0	3	3	80	No
Receptor_212	2	3	0	3	3	80	No
Receptor_213	3	3	0	3	3	80	No
Receptor_214	3	3	0	3	3	80	No
Receptor_215	3	3	0	3	3	80	No
Receptor_216	3	3	0	3	3	80	No
Receptor_217	3	3	0	3	3	80	No
Receptor_218	3	3	0	3	3	80	No
Receptor_219	4	4	0	3	3	80	No
Receptor_220	4	4	0	3	3	80	No

**Sulfur Dioxide (SO<sub>2</sub>) Annual**

RECEPTOR ID	MAX CONCENTRATION (µg/m <sup>3</sup> )			INCREMENTAL DIFFERENCE			
	2013 EXISTING	2013 WITH PROJECT	PROJECT INCREASE	AMBIENT	TOTAL	THRESHOLD	EXCEEDS?
Receptor_221	4	4	0	3	3	80	No
Receptor_222	4	4	0	3	3	80	No
Receptor_223	4	4	0	3	3	80	No
Receptor_224	4	4	0	3	3	80	No
Receptor_225	4	4	0	3	3	80	No
Receptor_226	4	4	0	3	3	80	No
Receptor_227	5	5	0	3	3	80	No
Receptor_228	5	5	(0)	3	3	80	No
Receptor_229	6	6	(0)	3	3	80	No
Receptor_230	6	6	(0)	3	3	80	No
Receptor_231	6	6	(0)	3	3	80	No
Receptor_232	7	7	(0)	3	3	80	No
Receptor_233	9	9	(0)	3	3	80	No
Receptor_234	10	10	(0)	3	3	80	No
Receptor_235	11	11	(0)	3	3	80	No
Receptor_236	15	15	(0)	3	3	80	No
Receptor_237	12	12	(0)	3	3	80	No
Receptor_238	10	10	(0)	3	3	80	No
Receptor_239	8	8	(0)	3	3	80	No
Receptor_240	9	9	(0)	3	3	80	No
Receptor_241	7	7	(0)	3	3	80	No
Receptor_242	6	6	(0)	3	3	80	No
Receptor_243	5	5	(0)	3	3	80	No
Receptor_244	5	5	(0)	3	3	80	No
Receptor_245	4	4	(0)	3	3	80	No
Receptor_246	4	4	(0)	3	3	80	No
Receptor_247	3	3	(0)	3	3	80	No
Receptor_248	3	3	(0)	3	3	80	No
Receptor_249	3	3	(0)	3	3	80	No
Receptor_250	2	2	(0)	3	3	80	No
Receptor_251	2	2	(0)	3	3	80	No
Receptor_252	2	2	(0)	3	3	80	No
Receptor_253	2	2	(0)	3	3	80	No
Receptor_254	2	2	(0)	3	3	80	No
Receptor_255	2	2	(0)	3	3	80	No
Receptor_256	2	2	(0)	3	3	80	No
Receptor_257	2	2	(0)	3	3	80	No
Receptor_258	2	2	(0)	3	3	80	No
Receptor_259	2	2	(0)	3	3	80	No
Receptor_260	2	2	(0)	3	3	80	No
Receptor_261	2	2	(0)	3	3	80	No
Receptor_262	2	2	(0)	3	3	80	No
Receptor_263	2	2	(0)	3	3	80	No
Receptor_264	1	1	(0)	3	3	80	No
Receptor_265	1	1	(0)	3	3	80	No
Receptor_266	1	1	(0)	3	3	80	No
Receptor_267	1	1	(0)	3	3	80	No
Receptor_268	1	1	(0)	3	3	80	No
Receptor_269	1	1	(0)	3	3	80	No
Receptor_270	1	1	(0)	3	3	80	No
Receptor_271	1	1	(0)	3	3	80	No
Receptor_272	1	1	(0)	3	3	80	No
Receptor_273	2	2	(0)	3	3	80	No
Receptor_274	2	2	(0)	3	3	80	No
Receptor_275	2	2	(0)	3	3	80	No

**Sulfur Dioxide (SO<sub>2</sub>) Annual**

RECEPTOR ID	MAX CONCENTRATION (µg/m <sup>3</sup> )			INCREMENTAL DIFFERENCE			
	2013 EXISTING	2013 WITH PROJECT	PROJECT INCREASE	AMBIENT	TOTAL	THRESHOLD	EXCEEDS?
Receptor_276	2	2	(0)	3	3	80	No
Receptor_277	2	2	(0)	3	3	80	No
Receptor_278	2	2	(0)	3	3	80	No
Receptor_279	2	2	(0)	3	3	80	No
Receptor_280	2	2	(0)	3	3	80	No
Receptor_281	2	2	(0)	3	3	80	No
Receptor_282	2	2	(0)	3	3	80	No
Receptor_283	2	2	(0)	3	3	80	No
Receptor_284	2	2	(0)	3	3	80	No
Receptor_285	2	2	(0)	3	3	80	No
Receptor_286	3	3	(0)	3	3	80	No
Receptor_287	3	3	(0)	3	3	80	No
Receptor_288	4	4	(0)	3	3	80	No
Receptor_289	4	4	(0)	3	3	80	No
Receptor_290	3	3	(0)	3	3	80	No
Receptor_291	3	3	(0)	3	3	80	No
Receptor_292	3	3	(0)	3	3	80	No
Receptor_293	3	3	(0)	3	3	80	No
Receptor_294	3	3	(0)	3	3	80	No
Receptor_295	3	3	(0)	3	3	80	No
Receptor_296	3	3	(0)	3	3	80	No
Receptor_297	3	3	(0)	3	3	80	No
Receptor_298	3	3	(0)	3	3	80	No
Receptor_299	3	3	(0)	3	3	80	No
Receptor_300	3	3	(0)	3	3	80	No
Receptor_301	3	3	(0)	3	3	80	No
Receptor_302	3	3	(0)	3	3	80	No
Receptor_303	3	3	(0)	3	3	80	No
Receptor_304	3	3	(0)	3	3	80	No
Receptor_305	3	3	(0)	3	3	80	No
Receptor_306	3	3	(0)	3	3	80	No
Receptor_307	3	3	(0)	3	3	80	No
Receptor_308	3	3	(0)	3	3	80	No
Receptor_309	3	3	(0)	3	3	80	No
Receptor_310	2	2	(0)	3	3	80	No
Receptor_311	2	2	(0)	3	3	80	No
Receptor_312	2	2	(0)	3	3	80	No
Receptor_313	2	2	(0)	3	3	80	No
Receptor_314	2	2	(0)	3	3	80	No
Receptor_315	2	2	(0)	3	3	80	No
Receptor_316	2	2	(0)	3	3	80	No
Receptor_317	2	2	(0)	3	3	80	No
Receptor_318	2	1	(0)	3	3	80	No
Receptor_319	1	1	(0)	3	3	80	No
Receptor_320	1	1	(0)	3	3	80	No
Receptor_321	1	1	(0)	3	3	80	No
Receptor_322	1	1	(0)	3	3	80	No
Receptor_323	1	1	(0)	3	3	80	No
Receptor_324	1	1	(0)	3	3	80	No
Receptor_325	1	1	(0)	3	3	80	No
Receptor_326	1	1	(0)	3	3	80	No
Receptor_327	6	6	0	3	3	80	No

**Respirable Particulate Matter (PM<sub>10</sub>) 24-Hr**

RECEPTOR ID	MAX CONC. (µg/m <sup>3</sup> )		CONSTRUCTION INCREMENTAL DIFFERENCE		
	2013 EXISTING	2013 WITH PROJECT	PROJECT INCREASE	THRESHOLD	EXCEEDS?
Receptor_1	1.15	1.15	0.00	2.50	No
Receptor_2	1.20	1.20	0.00	2.50	No
Receptor_3	1.25	1.25	0.00	2.50	No
Receptor_4	1.29	1.29	0.00	2.50	No
Receptor_5	1.31	1.31	0.00	2.50	No
Receptor_6	1.32	1.32	(0.00)	2.50	No
Receptor_7	1.31	1.30	(0.00)	2.50	No
Receptor_8	1.27	1.27	(0.00)	2.50	No
Receptor_9	1.22	1.22	(0.00)	2.50	No
Receptor_10	1.16	1.16	(0.00)	2.50	No
Receptor_11	1.09	1.09	(0.00)	2.50	No
Receptor_12	1.03	1.03	(0.00)	2.50	No
Receptor_13	1.00	1.00	0.00	2.50	No
Receptor_14	1.01	1.01	0.00	2.50	No
Receptor_15	1.02	1.02	0.00	2.50	No
Receptor_16	1.02	1.02	(0.00)	2.50	No
Receptor_17	1.02	1.02	(0.00)	2.50	No
Receptor_18	1.00	1.00	(0.01)	2.50	No
Receptor_19	0.97	0.97	(0.01)	2.50	No
Receptor_20	0.94	0.92	(0.01)	2.50	No
Receptor_21	0.92	0.91	(0.01)	2.50	No
Receptor_22	0.89	0.88	(0.01)	2.50	No
Receptor_23	0.86	0.85	(0.01)	2.50	No
Receptor_24	0.85	0.84	(0.01)	2.50	No
Receptor_25	0.84	0.83	(0.01)	2.50	No
Receptor_26	0.83	0.82	(0.01)	2.50	No
Receptor_27	0.81	0.80	(0.01)	2.50	No
Receptor_28	0.79	0.78	(0.01)	2.50	No
Receptor_29	0.81	0.80	(0.01)	2.50	No
Receptor_30	0.83	0.82	(0.01)	2.50	No
Receptor_31	0.86	0.85	(0.01)	2.50	No
Receptor_32	0.85	0.84	(0.01)	2.50	No
Receptor_33	0.87	0.86	(0.01)	2.50	No
Receptor_34	0.89	0.88	(0.01)	2.50	No
Receptor_35	0.91	0.91	(0.01)	2.50	No
Receptor_36	0.94	0.94	(0.01)	2.50	No
Receptor_37	0.97	0.96	(0.01)	2.50	No
Receptor_38	0.99	0.98	(0.01)	2.50	No
Receptor_39	1.00	1.00	(0.01)	2.50	No
Receptor_40	1.05	1.04	(0.01)	2.50	No
Receptor_41	1.08	1.07	(0.01)	2.50	No
Receptor_42	1.10	1.09	(0.01)	2.50	No
Receptor_43	1.08	1.07	(0.01)	2.50	No
Receptor_44	1.07	1.07	(0.01)	2.50	No
Receptor_45	1.07	1.06	(0.01)	2.50	No
Receptor_46	1.13	1.12	(0.01)	2.50	No
Receptor_47	1.20	1.19	(0.01)	2.50	No
Receptor_48	1.19	1.18	(0.01)	2.50	No
Receptor_49	1.24	1.23	(0.01)	2.50	No
Receptor_50	1.26	1.25	(0.01)	2.50	No
Receptor_51	1.21	1.20	(0.01)	2.50	No
Receptor_52	1.14	1.14	(0.01)	2.50	No
Receptor_53	1.07	1.05	(0.02)	2.50	No
Receptor_54	1.04	1.03	(0.01)	2.50	No
Receptor_55	1.00	0.99	(0.01)	2.50	No

**Respirable Particulate Matter (PM<sub>10</sub>) 24-Hr**

RECEPTOR ID	MAX CONC. (µg/m <sup>3</sup> )		CONSTRUCTION INCREMENTAL DIFFERENCE		
	2013 EXISTING	2013 WITH PROJECT	PROJECT INCREASE	THRESHOLD	EXCEEDS?
Receptor_56	1.02	1.00	(0.02)	2.50	No
Receptor_57	1.07	1.05	(0.02)	2.50	No
Receptor_58	1.12	1.10	(0.02)	2.50	No
Receptor_59	1.13	1.12	(0.02)	2.50	No
Receptor_60	1.22	1.20	(0.02)	2.50	No
Receptor_61	1.31	1.28	(0.02)	2.50	No
Receptor_62	1.40	1.38	(0.03)	2.50	No
Receptor_63	1.51	1.48	(0.03)	2.50	No
Receptor_64	1.62	1.58	(0.04)	2.50	No
Receptor_65	1.69	1.65	(0.04)	2.50	No
Receptor_66	1.78	1.74	(0.04)	2.50	No
Receptor_67	1.86	1.82	(0.04)	2.50	No
Receptor_68	1.92	1.88	(0.04)	2.50	No
Receptor_69	2.06	2.02	(0.04)	2.50	No
Receptor_70	2.00	1.96	(0.04)	2.50	No
Receptor_71	1.92	1.89	(0.03)	2.50	No
Receptor_72	1.83	1.79	(0.04)	2.50	No
Receptor_73	1.80	1.76	(0.04)	2.50	No
Receptor_74	1.76	1.73	(0.04)	2.50	No
Receptor_75	1.73	1.69	(0.04)	2.50	No
Receptor_76	1.88	1.84	(0.04)	2.50	No
Receptor_77	1.85	1.81	(0.04)	2.50	No
Receptor_78	1.81	1.78	(0.04)	2.50	No
Receptor_79	1.95	1.91	(0.04)	2.50	No
Receptor_80	2.10	2.05	(0.05)	2.50	No
Receptor_81	2.28	2.22	(0.05)	2.50	No
Receptor_82	2.17	2.12	(0.05)	2.50	No
Receptor_83	2.07	2.02	(0.04)	2.50	No
Receptor_84	1.92	1.88	(0.04)	2.50	No
Receptor_85	1.78	1.75	(0.03)	2.50	No
Receptor_86	1.66	1.63	(0.03)	2.50	No
Receptor_87	1.60	1.58	(0.02)	2.50	No
Receptor_88	1.54	1.53	(0.01)	2.50	No
Receptor_89	1.47	1.48	0.01	2.50	No
Receptor_90	1.35	1.37	0.02	2.50	No
Receptor_91	1.24	1.28	0.03	2.50	No
Receptor_92	1.14	1.18	0.04	2.50	No
Receptor_93	1.13	1.18	0.05	2.50	No
Receptor_94	1.11	1.16	0.06	2.50	No
Receptor_95	1.08	1.14	0.06	2.50	No
Receptor_96	1.06	1.12	0.06	2.50	No
Receptor_97	1.03	1.09	0.06	2.50	No
Receptor_98	1.13	1.21	0.08	2.50	No
Receptor_99	1.25	1.34	0.09	2.50	No
Receptor_100	1.41	1.50	0.09	2.50	No
Receptor_101	1.35	1.46	0.11	2.50	No
Receptor_102	1.29	1.40	0.12	2.50	No
Receptor_103	1.23	1.34	0.11	2.50	No
Receptor_104	1.18	1.27	0.09	2.50	No
Receptor_105	1.17	1.21	0.04	2.50	No
Receptor_106	1.24	1.30	0.06	2.50	No
Receptor_107	1.33	1.42	0.10	2.50	No
Receptor_108	1.34	1.35	0.01	2.50	No
Receptor_109	1.31	1.25	(0.05)	2.50	No
Receptor_110	1.27	1.22	(0.04)	2.50	No

**Respirable Particulate Matter (PM<sub>10</sub>) 24-Hr**

RECEPTOR ID	MAX CONC. (µg/m <sup>3</sup> )		CONSTRUCTION INCREMENTAL DIFFERENCE		
	2013 EXISTING	2013 WITH PROJECT	PROJECT INCREASE	THRESHOLD	EXCEEDS?
Receptor_111	1.17	1.14	(0.04)	2.50	No
Receptor_112	1.20	1.17	(0.03)	2.50	No
Receptor_113	1.21	1.20	(0.01)	2.50	No
Receptor_114	1.21	1.22	0.01	2.50	No
Receptor_115	1.19	1.23	0.05	2.50	No
Receptor_116	1.15	1.23	0.08	2.50	No
Receptor_117	1.24	1.35	0.11	2.50	No
Receptor_118	1.33	1.49	0.15	2.50	No
Receptor_119	1.45	1.67	0.22	2.50	No
Receptor_120	1.61	1.89	0.29	2.50	No
Receptor_121	1.72	1.99	0.27	2.50	No
Receptor_122	1.82	2.07	0.25	2.50	No
Receptor_123	1.75	1.99	0.24	2.50	No
Receptor_124	1.67	1.94	0.27	2.50	No
Receptor_125	1.80	2.29	0.49	2.50	No
Receptor_126	1.72	2.16	0.44	2.50	No
Receptor_127	1.55	1.85	0.30	2.50	No
Receptor_128	1.40	1.60	0.20	2.50	No
Receptor_129	1.32	1.46	0.14	2.50	No
Receptor_130	1.28	1.43	0.15	2.50	No
Receptor_131	1.24	1.39	0.16	2.50	No
Receptor_132	1.15	1.28	0.13	2.50	No
Receptor_133	1.07	1.18	0.11	2.50	No
Receptor_134	1.01	1.10	0.09	2.50	No
Receptor_135	0.95	1.03	0.08	2.50	No
Receptor_136	0.90	0.96	0.07	2.50	No
Receptor_137	0.85	0.91	0.06	2.50	No
Receptor_138	0.87	0.94	0.07	2.50	No
Receptor_139	0.88	0.95	0.07	2.50	No
Receptor_140	0.87	0.94	0.07	2.50	No
Receptor_141	0.89	0.96	0.07	2.50	No
Receptor_142	0.87	0.94	0.07	2.50	No
Receptor_143	0.91	0.97	0.06	2.50	No
Receptor_144	0.95	1.03	0.07	2.50	No
Receptor_145	1.02	1.10	0.08	2.50	No
Receptor_146	0.96	1.03	0.07	2.50	No
Receptor_147	0.93	1.00	0.07	2.50	No
Receptor_148	0.92	0.98	0.06	2.50	No
Receptor_149	0.95	1.00	0.05	2.50	No
Receptor_150	0.98	1.02	0.04	2.50	No
Receptor_151	1.01	1.06	0.04	2.50	No
Receptor_152	1.06	1.11	0.04	2.50	No
Receptor_153	1.13	1.17	0.04	2.50	No
Receptor_154	1.23	1.27	0.04	2.50	No
Receptor_155	1.19	1.23	0.05	2.50	No
Receptor_156	1.15	1.20	0.05	2.50	No
Receptor_157	1.20	1.27	0.06	2.50	No
Receptor_158	1.26	1.31	0.05	2.50	No
Receptor_159	1.28	1.34	0.06	2.50	No
Receptor_160	1.30	1.37	0.06	2.50	No
Receptor_161	1.32	1.40	0.07	2.50	No
Receptor_162	1.36	1.44	0.08	2.50	No
Receptor_163	1.41	1.50	0.10	2.50	No
Receptor_164	1.46	1.57	0.11	2.50	No
Receptor_165	1.53	1.66	0.13	2.50	No

**Respirable Particulate Matter (PM<sub>10</sub>) 24-Hr**

RECEPTOR ID	MAX CONC. (µg/m <sup>3</sup> )		CONSTRUCTION INCREMENTAL DIFFERENCE		
	2013 EXISTING	2013 WITH PROJECT	PROJECT INCREASE	THRESHOLD	EXCEEDS?
Receptor_166	1.61	1.77	0.16	2.50	No
Receptor_167	1.70	1.89	0.19	2.50	No
Receptor_168	1.82	2.13	0.31	2.50	No
Receptor_169	1.90	2.36	0.46	2.50	No
Receptor_170	1.83	2.16	0.33	2.50	No
Receptor_171	1.70	1.84	0.14	2.50	No
Receptor_172	1.61	1.61	(0.00)	2.50	No
Receptor_173	1.61	1.59	(0.02)	2.50	No
Receptor_174	1.61	1.60	(0.01)	2.50	No
Receptor_175	1.61	1.60	(0.01)	2.50	No
Receptor_176	1.60	1.59	(0.01)	2.50	No
Receptor_177	1.58	1.58	(0.01)	2.50	No
Receptor_178	1.57	1.57	(0.00)	2.50	No
Receptor_179	1.57	1.57	0.00	2.50	No
Receptor_180	1.56	1.56	0.01	2.50	No
Receptor_181	1.55	1.56	0.01	2.50	No
Receptor_182	1.55	1.56	0.01	2.50	No
Receptor_183	1.56	1.57	0.01	2.50	No
Receptor_184	1.57	1.58	0.01	2.50	No
Receptor_185	1.57	1.58	0.01	2.50	No
Receptor_186	1.51	1.52	0.01	2.50	No
Receptor_187	1.45	1.46	0.01	2.50	No
Receptor_188	1.49	1.49	0.01	2.50	No
Receptor_189	1.49	1.50	0.00	2.50	No
Receptor_190	1.48	1.49	0.00	2.50	No
Receptor_191	1.37	1.37	0.01	2.50	No
Receptor_192	1.26	1.27	0.01	2.50	No
Receptor_193	1.18	1.19	0.01	2.50	No
Receptor_194	1.12	1.13	0.01	2.50	No
Receptor_195	1.06	1.07	0.01	2.50	No
Receptor_196	1.00	1.03	0.02	2.50	No
Receptor_197	0.96	0.99	0.03	2.50	No
Receptor_198	0.93	0.96	0.03	2.50	No
Receptor_199	0.90	0.93	0.03	2.50	No
Receptor_200	0.88	0.91	0.03	2.50	No
Receptor_201	0.85	0.89	0.03	2.50	No
Receptor_202	0.85	0.88	0.03	2.50	No
Receptor_203	0.84	0.87	0.03	2.50	No
Receptor_204	0.84	0.87	0.03	2.50	No
Receptor_205	0.84	0.86	0.02	2.50	No
Receptor_206	0.83	0.85	0.02	2.50	No
Receptor_207	0.82	0.84	0.02	2.50	No
Receptor_208	0.81	0.83	0.02	2.50	No
Receptor_209	0.83	0.84	0.02	2.50	No
Receptor_210	0.86	0.88	0.02	2.50	No
Receptor_211	0.90	0.92	0.01	2.50	No
Receptor_212	0.95	0.96	0.01	2.50	No
Receptor_213	1.01	1.02	0.01	2.50	No
Receptor_214	1.07	1.08	0.01	2.50	No
Receptor_215	1.14	1.15	0.01	2.50	No
Receptor_216	1.22	1.23	0.01	2.50	No
Receptor_217	1.26	1.27	0.01	2.50	No
Receptor_218	1.29	1.29	0.01	2.50	No
Receptor_219	1.37	1.37	0.01	2.50	No
Receptor_220	1.45	1.46	0.00	2.50	No



**Respirable Particulate Matter (PM<sub>10</sub>) 24-Hr**

RECEPTOR ID	MAX CONC. (µg/m <sup>3</sup> )		CONSTRUCTION INCREMENTAL DIFFERENCE		
	2013 EXISTING	2013 WITH PROJECT	PROJECT INCREASE	THRESHOLD	EXCEEDS?
Receptor_221	1.50	1.51	0.00	2.50	No
Receptor_222	1.53	1.53	0.00	2.50	No
Receptor_223	1.54	1.54	0.00	2.50	No
Receptor_224	1.53	1.53	0.00	2.50	No
Receptor_225	1.50	1.51	0.01	2.50	No
Receptor_226	1.38	1.39	0.01	2.50	No
Receptor_227	1.67	1.67	0.00	2.50	No
Receptor_228	1.92	1.92	0.00	2.50	No
Receptor_229	2.26	2.26	(0.00)	2.50	No
Receptor_230	2.30	2.30	(0.00)	2.50	No
Receptor_231	2.30	2.30	(0.00)	2.50	No
Receptor_232	2.67	2.67	(0.00)	2.50	No
Receptor_233	3.15	3.15	(0.00)	2.50	No
Receptor_234	3.82	3.82	(0.00)	2.50	No
Receptor_235	4.04	4.04	(0.00)	2.50	No
Receptor_236	5.33	5.32	(0.01)	2.50	No
Receptor_237	4.45	4.45	(0.00)	2.50	No
Receptor_238	3.68	3.67	(0.00)	2.50	No
Receptor_239	3.14	3.13	(0.00)	2.50	No
Receptor_240	3.14	3.13	(0.00)	2.50	No
Receptor_241	2.60	2.59	(0.00)	2.50	No
Receptor_242	2.21	2.21	(0.00)	2.50	No
Receptor_243	1.93	1.92	(0.00)	2.50	No
Receptor_244	1.71	1.71	(0.00)	2.50	No
Receptor_245	1.46	1.46	(0.00)	2.50	No
Receptor_246	1.44	1.45	0.00	2.50	No
Receptor_247	1.41	1.41	0.00	2.50	No
Receptor_248	1.34	1.34	0.00	2.50	No
Receptor_249	1.29	1.29	(0.00)	2.50	No
Receptor_250	1.27	1.27	(0.00)	2.50	No
Receptor_251	1.23	1.23	(0.01)	2.50	No
Receptor_252	1.18	1.17	(0.01)	2.50	No
Receptor_253	1.24	1.23	(0.01)	2.50	No
Receptor_254	1.30	1.29	(0.01)	2.50	No
Receptor_255	1.37	1.36	(0.01)	2.50	No
Receptor_256	1.45	1.45	(0.01)	2.50	No
Receptor_257	1.53	1.53	(0.01)	2.50	No
Receptor_258	1.64	1.63	(0.01)	2.50	No
Receptor_259	1.55	1.54	(0.01)	2.50	No
Receptor_260	1.43	1.42	(0.01)	2.50	No
Receptor_261	1.50	1.48	(0.01)	2.50	No
Receptor_262	1.56	1.55	(0.01)	2.50	No
Receptor_263	1.43	1.42	(0.01)	2.50	No
Receptor_264	1.30	1.29	(0.01)	2.50	No
Receptor_265	1.19	1.18	(0.01)	2.50	No
Receptor_266	1.10	1.09	(0.01)	2.50	No
Receptor_267	1.14	1.12	(0.01)	2.50	No
Receptor_268	1.17	1.15	(0.01)	2.50	No
Receptor_269	1.19	1.18	(0.01)	2.50	No
Receptor_270	1.20	1.18	(0.01)	2.50	No
Receptor_271	1.20	1.19	(0.01)	2.50	No
Receptor_272	1.21	1.20	(0.00)	2.50	No
Receptor_273	1.24	1.25	0.02	2.50	No
Receptor_274	1.28	1.30	0.02	2.50	No
Receptor_275	1.31	1.33	0.02	2.50	No

**Respirable Particulate Matter (PM<sub>10</sub>) 24-Hr**

RECEPTOR ID	MAX CONC. (µg/m <sup>3</sup> )		CONSTRUCTION INCREMENTAL DIFFERENCE		
	2013 EXISTING	2013 WITH PROJECT	PROJECT INCREASE	THRESHOLD	EXCEEDS?
Receptor_276	1.34	1.36	0.02	2.50	No
Receptor_277	1.38	1.39	0.02	2.50	No
Receptor_278	1.41	1.43	0.02	2.50	No
Receptor_279	1.45	1.46	0.02	2.50	No
Receptor_280	1.49	1.51	0.02	2.50	No
Receptor_281	1.54	1.56	0.02	2.50	No
Receptor_282	1.59	1.61	0.02	2.50	No
Receptor_283	1.64	1.65	0.01	2.50	No
Receptor_284	1.69	1.70	0.01	2.50	No
Receptor_285	1.74	1.75	0.01	2.50	No
Receptor_286	1.90	1.92	0.01	2.50	No
Receptor_287	2.05	2.07	0.02	2.50	No
Receptor_288	2.28	2.28	(0.00)	2.50	No
Receptor_289	2.30	2.30	(0.00)	2.50	No
Receptor_290	2.18	2.19	0.01	2.50	No
Receptor_291	2.11	2.12	0.01	2.50	No
Receptor_292	2.01	2.02	0.01	2.50	No
Receptor_293	2.08	2.09	0.01	2.50	No
Receptor_294	2.16	2.16	0.00	2.50	No
Receptor_295	2.23	2.23	0.00	2.50	No
Receptor_296	2.29	2.29	(0.00)	2.50	No
Receptor_297	2.34	2.34	(0.00)	2.50	No
Receptor_298	2.37	2.37	(0.00)	2.50	No
Receptor_299	2.38	2.38	(0.01)	2.50	No
Receptor_300	2.36	2.35	(0.01)	2.50	No
Receptor_301	2.29	2.28	(0.02)	2.50	No
Receptor_302	2.22	2.24	0.02	2.50	No
Receptor_303	2.22	2.24	0.02	2.50	No
Receptor_304	2.21	2.22	0.02	2.50	No
Receptor_305	2.19	2.21	0.02	2.50	No
Receptor_306	2.17	2.18	0.02	2.50	No
Receptor_307	2.17	2.18	0.02	2.50	No
Receptor_308	2.13	2.15	0.02	2.50	No
Receptor_309	2.10	2.11	0.01	2.50	No
Receptor_310	2.06	2.07	0.01	2.50	No
Receptor_311	1.99	2.00	0.01	2.50	No
Receptor_312	1.91	1.90	(0.01)	2.50	No
Receptor_313	1.85	1.84	(0.01)	2.50	No
Receptor_314	1.78	1.77	(0.01)	2.50	No
Receptor_315	1.71	1.71	(0.01)	2.50	No
Receptor_316	1.65	1.65	(0.01)	2.50	No
Receptor_317	1.59	1.59	(0.01)	2.50	No
Receptor_318	1.53	1.52	(0.01)	2.50	No
Receptor_319	1.47	1.47	(0.01)	2.50	No
Receptor_320	1.42	1.41	(0.00)	2.50	No
Receptor_321	1.37	1.36	(0.00)	2.50	No
Receptor_322	1.33	1.32	(0.00)	2.50	No
Receptor_323	1.29	1.29	(0.00)	2.50	No
Receptor_324	1.25	1.25	(0.00)	2.50	No
Receptor_325	1.22	1.22	0.00	2.50	No
Receptor_326	1.18	1.18	0.00	2.50	No
Receptor_327	1.74	1.67	(0.08)	2.50	No

**Respirable Particulate Matter (PM<sub>10</sub>) Annual**

RECEPTOR ID	MAX CONC. (µg/m <sup>3</sup> )		CONSTRUCTION INCREMENTAL DIFFERENCE		
	2013 EXISTING	2013 WITH PROJECT	PROJECT INCREASE	THRESHOLD	EXCEEDS?
Receptor_1	0.18	0.18	(0.00)	1.00	No
Receptor_2	0.18	0.18	(0.00)	1.00	No
Receptor_3	0.19	0.19	(0.00)	1.00	No
Receptor_4	0.19	0.19	(0.00)	1.00	No
Receptor_5	0.20	0.19	(0.00)	1.00	No
Receptor_6	0.20	0.20	(0.00)	1.00	No
Receptor_7	0.20	0.20	(0.00)	1.00	No
Receptor_8	0.20	0.20	(0.00)	1.00	No
Receptor_9	0.20	0.20	(0.00)	1.00	No
Receptor_10	0.20	0.20	(0.00)	1.00	No
Receptor_11	0.20	0.20	(0.00)	1.00	No
Receptor_12	0.20	0.20	(0.00)	1.00	No
Receptor_13	0.20	0.20	(0.00)	1.00	No
Receptor_14	0.20	0.20	(0.00)	1.00	No
Receptor_15	0.20	0.19	(0.00)	1.00	No
Receptor_16	0.19	0.19	(0.00)	1.00	No
Receptor_17	0.19	0.19	(0.00)	1.00	No
Receptor_18	0.19	0.18	(0.00)	1.00	No
Receptor_19	0.18	0.18	(0.00)	1.00	No
Receptor_20	0.18	0.18	(0.00)	1.00	No
Receptor_21	0.18	0.17	(0.00)	1.00	No
Receptor_22	0.17	0.17	(0.00)	1.00	No
Receptor_23	0.16	0.16	(0.00)	1.00	No
Receptor_24	0.16	0.16	(0.00)	1.00	No
Receptor_25	0.15	0.15	(0.00)	1.00	No
Receptor_26	0.15	0.14	(0.00)	1.00	No
Receptor_27	0.14	0.14	(0.00)	1.00	No
Receptor_28	0.14	0.13	(0.00)	1.00	No
Receptor_29	0.14	0.14	(0.00)	1.00	No
Receptor_30	0.15	0.14	(0.00)	1.00	No
Receptor_31	0.15	0.15	(0.00)	1.00	No
Receptor_32	0.15	0.15	(0.00)	1.00	No
Receptor_33	0.15	0.15	(0.00)	1.00	No
Receptor_34	0.16	0.15	(0.00)	1.00	No
Receptor_35	0.16	0.16	(0.00)	1.00	No
Receptor_36	0.16	0.16	(0.00)	1.00	No
Receptor_37	0.17	0.16	(0.00)	1.00	No
Receptor_38	0.17	0.17	(0.00)	1.00	No
Receptor_39	0.17	0.17	(0.00)	1.00	No
Receptor_40	0.18	0.18	(0.00)	1.00	No
Receptor_41	0.19	0.18	(0.00)	1.00	No
Receptor_42	0.19	0.19	(0.00)	1.00	No
Receptor_43	0.19	0.18	(0.00)	1.00	No
Receptor_44	0.19	0.18	(0.00)	1.00	No
Receptor_45	0.19	0.19	(0.00)	1.00	No
Receptor_46	0.20	0.20	(0.00)	1.00	No
Receptor_47	0.22	0.21	(0.00)	1.00	No
Receptor_48	0.22	0.21	(0.00)	1.00	No
Receptor_49	0.23	0.22	(0.00)	1.00	No
Receptor_50	0.23	0.23	(0.00)	1.00	No
Receptor_51	0.23	0.22	(0.00)	1.00	No
Receptor_52	0.22	0.21	(0.00)	1.00	No
Receptor_53	0.20	0.20	(0.00)	1.00	No
Receptor_54	0.19	0.19	(0.00)	1.00	No
Receptor_55	0.18	0.18	(0.00)	1.00	No

**Respirable Particulate Matter (PM<sub>10</sub>) Annual**

RECEPTOR ID	MAX CONC. (µg/m <sup>3</sup> )		CONSTRUCTION INCREMENTAL DIFFERENCE		
	2013 EXISTING	2013 WITH PROJECT	PROJECT INCREASE	THRESHOLD	EXCEEDS?
Receptor_56	0.18	0.17	(0.00)	1.00	No
Receptor_57	0.18	0.18	(0.00)	1.00	No
Receptor_58	0.19	0.19	(0.00)	1.00	No
Receptor_59	0.21	0.20	(0.00)	1.00	No
Receptor_60	0.22	0.21	(0.00)	1.00	No
Receptor_61	0.23	0.23	(0.00)	1.00	No
Receptor_62	0.25	0.24	(0.00)	1.00	No
Receptor_63	0.26	0.26	(0.00)	1.00	No
Receptor_64	0.28	0.28	(0.01)	1.00	No
Receptor_65	0.30	0.29	(0.01)	1.00	No
Receptor_66	0.31	0.30	(0.01)	1.00	No
Receptor_67	0.32	0.31	(0.01)	1.00	No
Receptor_68	0.33	0.33	(0.01)	1.00	No
Receptor_69	0.37	0.36	(0.01)	1.00	No
Receptor_70	0.36	0.35	(0.01)	1.00	No
Receptor_71	0.35	0.34	(0.01)	1.00	No
Receptor_72	0.34	0.33	(0.01)	1.00	No
Receptor_73	0.33	0.32	(0.01)	1.00	No
Receptor_74	0.32	0.31	(0.00)	1.00	No
Receptor_75	0.31	0.30	(0.00)	1.00	No
Receptor_76	0.35	0.35	(0.01)	1.00	No
Receptor_77	0.35	0.34	(0.01)	1.00	No
Receptor_78	0.34	0.33	(0.00)	1.00	No
Receptor_79	0.39	0.38	(0.01)	1.00	No
Receptor_80	0.45	0.44	(0.01)	1.00	No
Receptor_81	0.53	0.52	(0.01)	1.00	No
Receptor_82	0.49	0.48	(0.01)	1.00	No
Receptor_83	0.45	0.45	(0.01)	1.00	No
Receptor_84	0.39	0.38	(0.01)	1.00	No
Receptor_85	0.33	0.33	(0.00)	1.00	No
Receptor_86	0.29	0.29	(0.00)	1.00	No
Receptor_87	0.28	0.28	(0.00)	1.00	No
Receptor_88	0.27	0.27	(0.00)	1.00	No
Receptor_89	0.26	0.26	(0.00)	1.00	No
Receptor_90	0.23	0.23	(0.00)	1.00	No
Receptor_91	0.21	0.21	(0.00)	1.00	No
Receptor_92	0.19	0.19	0.00	1.00	No
Receptor_93	0.20	0.20	0.00	1.00	No
Receptor_94	0.20	0.20	0.00	1.00	No
Receptor_95	0.20	0.21	0.00	1.00	No
Receptor_96	0.21	0.21	0.00	1.00	No
Receptor_97	0.21	0.21	0.00	1.00	No
Receptor_98	0.24	0.24	0.00	1.00	No
Receptor_99	0.27	0.27	(0.00)	1.00	No
Receptor_100	0.32	0.32	(0.00)	1.00	No
Receptor_101	0.33	0.33	(0.00)	1.00	No
Receptor_102	0.33	0.33	0.00	1.00	No
Receptor_103	0.34	0.34	0.00	1.00	No
Receptor_104	0.35	0.35	0.00	1.00	No
Receptor_105	0.36	0.36	0.00	1.00	No
Receptor_106	0.40	0.40	0.00	1.00	No
Receptor_107	0.44	0.45	0.00	1.00	No
Receptor_108	0.44	0.45	0.00	1.00	No
Receptor_109	0.42	0.42	0.00	1.00	No
Receptor_110	0.40	0.40	0.00	1.00	No

**Respirable Particulate Matter (PM<sub>10</sub>) Annual**

RECEPTOR ID	MAX CONC. (µg/m <sup>3</sup> )		CONSTRUCTION INCREMENTAL DIFFERENCE		
	2013 EXISTING	2013 WITH PROJECT	PROJECT INCREASE	THRESHOLD	EXCEEDS?
Receptor_111	0.35	0.35	0.00	1.00	No
Receptor_112	0.36	0.36	0.00	1.00	No
Receptor_113	0.37	0.37	0.00	1.00	No
Receptor_114	0.37	0.38	0.00	1.00	No
Receptor_115	0.38	0.38	0.00	1.00	No
Receptor_116	0.39	0.39	0.00	1.00	No
Receptor_117	0.44	0.45	0.00	1.00	No
Receptor_118	0.51	0.52	0.00	1.00	No
Receptor_119	0.60	0.61	0.01	1.00	No
Receptor_120	0.72	0.73	0.02	1.00	No
Receptor_121	0.78	0.81	0.03	1.00	No
Receptor_122	0.85	0.91	0.06	1.00	No
Receptor_123	0.82	0.90	0.08	1.00	No
Receptor_124	0.79	0.88	0.09	1.00	No
Receptor_125	0.90	1.08	0.18	1.00	No
Receptor_126	0.86	1.03	0.17	1.00	No
Receptor_127	0.75	0.85	0.10	1.00	No
Receptor_128	0.66	0.72	0.06	1.00	No
Receptor_129	0.60	0.64	0.04	1.00	No
Receptor_130	0.59	0.63	0.05	1.00	No
Receptor_131	0.57	0.62	0.05	1.00	No
Receptor_132	0.53	0.56	0.04	1.00	No
Receptor_133	0.48	0.52	0.03	1.00	No
Receptor_134	0.45	0.48	0.03	1.00	No
Receptor_135	0.42	0.44	0.02	1.00	No
Receptor_136	0.39	0.41	0.02	1.00	No
Receptor_137	0.37	0.38	0.02	1.00	No
Receptor_138	0.39	0.41	0.02	1.00	No
Receptor_139	0.41	0.43	0.02	1.00	No
Receptor_140	0.41	0.43	0.03	1.00	No
Receptor_141	0.43	0.46	0.03	1.00	No
Receptor_142	0.42	0.45	0.03	1.00	No
Receptor_143	0.45	0.48	0.03	1.00	No
Receptor_144	0.47	0.51	0.04	1.00	No
Receptor_145	0.49	0.53	0.04	1.00	No
Receptor_146	0.48	0.51	0.03	1.00	No
Receptor_147	0.46	0.49	0.03	1.00	No
Receptor_148	0.46	0.49	0.03	1.00	No
Receptor_149	0.47	0.50	0.03	1.00	No
Receptor_150	0.49	0.51	0.02	1.00	No
Receptor_151	0.51	0.53	0.02	1.00	No
Receptor_152	0.53	0.55	0.02	1.00	No
Receptor_153	0.55	0.57	0.02	1.00	No
Receptor_154	0.57	0.59	0.02	1.00	No
Receptor_155	0.55	0.57	0.02	1.00	No
Receptor_156	0.54	0.56	0.02	1.00	No
Receptor_157	0.55	0.58	0.03	1.00	No
Receptor_158	0.57	0.60	0.02	1.00	No
Receptor_159	0.59	0.61	0.03	1.00	No
Receptor_160	0.60	0.63	0.03	1.00	No
Receptor_161	0.62	0.65	0.03	1.00	No
Receptor_162	0.64	0.68	0.04	1.00	No
Receptor_163	0.66	0.71	0.05	1.00	No
Receptor_164	0.69	0.75	0.06	1.00	No
Receptor_165	0.73	0.80	0.07	1.00	No

**Respirable Particulate Matter (PM<sub>10</sub>) Annual**

RECEPTOR ID	MAX CONC. (µg/m <sup>3</sup> )		CONSTRUCTION INCREMENTAL DIFFERENCE		
	2013 EXISTING	2013 WITH PROJECT	PROJECT INCREASE	THRESHOLD	EXCEEDS?
Receptor_166	0.77	0.86	0.09	1.00	No
Receptor_167	0.82	0.93	0.11	1.00	No
Receptor_168	0.89	1.03	0.14	1.00	No
Receptor_169	0.94	1.11	0.16	1.00	No
Receptor_170	0.91	1.00	0.09	1.00	No
Receptor_171	0.85	0.89	0.04	1.00	No
Receptor_172	0.82	0.84	0.02	1.00	No
Receptor_173	0.83	0.84	0.01	1.00	No
Receptor_174	0.82	0.84	0.01	1.00	No
Receptor_175	0.81	0.82	0.01	1.00	No
Receptor_176	0.80	0.81	0.01	1.00	No
Receptor_177	0.79	0.80	0.01	1.00	No
Receptor_178	0.78	0.79	0.01	1.00	No
Receptor_179	0.77	0.78	0.01	1.00	No
Receptor_180	0.76	0.77	0.01	1.00	No
Receptor_181	0.75	0.76	0.01	1.00	No
Receptor_182	0.74	0.75	0.01	1.00	No
Receptor_183	0.73	0.74	0.01	1.00	No
Receptor_184	0.73	0.73	0.01	1.00	No
Receptor_185	0.72	0.72	0.01	1.00	No
Receptor_186	0.71	0.71	0.01	1.00	No
Receptor_187	0.70	0.71	0.01	1.00	No
Receptor_188	0.69	0.70	0.01	1.00	No
Receptor_189	0.69	0.69	0.01	1.00	No
Receptor_190	0.68	0.69	0.00	1.00	No
Receptor_191	0.63	0.63	0.01	1.00	No
Receptor_192	0.59	0.59	0.01	1.00	No
Receptor_193	0.55	0.56	0.01	1.00	No
Receptor_194	0.52	0.53	0.01	1.00	No
Receptor_195	0.49	0.51	0.01	1.00	No
Receptor_196	0.47	0.48	0.01	1.00	No
Receptor_197	0.45	0.46	0.01	1.00	No
Receptor_198	0.43	0.45	0.01	1.00	No
Receptor_199	0.42	0.43	0.01	1.00	No
Receptor_200	0.40	0.42	0.01	1.00	No
Receptor_201	0.39	0.41	0.01	1.00	No
Receptor_202	0.39	0.40	0.01	1.00	No
Receptor_203	0.38	0.39	0.01	1.00	No
Receptor_204	0.37	0.38	0.01	1.00	No
Receptor_205	0.37	0.38	0.01	1.00	No
Receptor_206	0.36	0.37	0.01	1.00	No
Receptor_207	0.35	0.36	0.01	1.00	No
Receptor_208	0.35	0.36	0.01	1.00	No
Receptor_209	0.35	0.36	0.01	1.00	No
Receptor_210	0.37	0.38	0.01	1.00	No
Receptor_211	0.38	0.39	0.01	1.00	No
Receptor_212	0.40	0.41	0.01	1.00	No
Receptor_213	0.42	0.43	0.01	1.00	No
Receptor_214	0.45	0.45	0.00	1.00	No
Receptor_215	0.47	0.48	0.00	1.00	No
Receptor_216	0.50	0.51	0.00	1.00	No
Receptor_217	0.52	0.53	0.00	1.00	No
Receptor_218	0.54	0.54	0.00	1.00	No
Receptor_219	0.57	0.57	0.00	1.00	No
Receptor_220	0.61	0.61	0.00	1.00	No

**Respirable Particulate Matter (PM<sub>10</sub>) Annual**

RECEPTOR ID	MAX CONC. (µg/m <sup>3</sup> )		CONSTRUCTION INCREMENTAL DIFFERENCE		
	2013 EXISTING	2013 WITH PROJECT	PROJECT INCREASE	THRESHOLD	EXCEEDS?
Receptor_221	0.63	0.63	0.00	1.00	No
Receptor_222	0.64	0.65	0.00	1.00	No
Receptor_223	0.66	0.66	0.00	1.00	No
Receptor_224	0.66	0.67	0.00	1.00	No
Receptor_225	0.67	0.68	0.00	1.00	No
Receptor_226	0.63	0.63	0.01	1.00	No
Receptor_227	0.74	0.75	0.00	1.00	No
Receptor_228	0.84	0.84	0.00	1.00	No
Receptor_229	0.96	0.97	0.00	1.00	No
Receptor_230	0.96	0.96	0.00	1.00	No
Receptor_231	0.95	0.95	0.00	1.00	No
Receptor_232	1.10	1.10	0.00	1.00	No
Receptor_233	1.29	1.29	0.00	1.00	No
Receptor_234	1.56	1.56	0.00	1.00	No
Receptor_235	1.66	1.66	0.00	1.00	No
Receptor_236	2.19	2.19	(0.00)	1.00	No
Receptor_237	1.82	1.82	(0.00)	1.00	No
Receptor_238	1.50	1.50	-	1.00	No
Receptor_239	1.27	1.27	0.00	1.00	No
Receptor_240	1.30	1.30	(0.00)	1.00	No
Receptor_241	1.07	1.07	(0.00)	1.00	No
Receptor_242	0.91	0.91	0.00	1.00	No
Receptor_243	0.80	0.80	0.00	1.00	No
Receptor_244	0.71	0.71	0.00	1.00	No
Receptor_245	0.61	0.61	0.00	1.00	No
Receptor_246	0.57	0.57	0.00	1.00	No
Receptor_247	0.52	0.52	0.00	1.00	No
Receptor_248	0.46	0.46	0.00	1.00	No
Receptor_249	0.40	0.40	-	1.00	No
Receptor_250	0.35	0.35	(0.00)	1.00	No
Receptor_251	0.30	0.30	0.00	1.00	No
Receptor_252	0.26	0.26	0.00	1.00	No
Receptor_253	0.26	0.26	0.00	1.00	No
Receptor_254	0.27	0.27	0.00	1.00	No
Receptor_255	0.29	0.29	0.00	1.00	No
Receptor_256	0.33	0.33	(0.00)	1.00	No
Receptor_257	0.38	0.38	(0.00)	1.00	No
Receptor_258	0.40	0.40	(0.00)	1.00	No
Receptor_259	0.34	0.34	(0.00)	1.00	No
Receptor_260	0.29	0.29	-	1.00	No
Receptor_261	0.30	0.30	(0.00)	1.00	No
Receptor_262	0.31	0.31	-	1.00	No
Receptor_263	0.27	0.27	0.00	1.00	No
Receptor_264	0.23	0.23	0.00	1.00	No
Receptor_265	0.20	0.20	0.00	1.00	No
Receptor_266	0.18	0.18	0.00	1.00	No
Receptor_267	0.19	0.19	0.00	1.00	No
Receptor_268	0.20	0.20	0.00	1.00	No
Receptor_269	0.21	0.21	0.00	1.00	No
Receptor_270	0.21	0.21	0.00	1.00	No
Receptor_271	0.22	0.22	0.00	1.00	No
Receptor_272	0.24	0.24	0.00	1.00	No
Receptor_273	0.25	0.25	0.00	1.00	No
Receptor_274	0.26	0.26	0.00	1.00	No
Receptor_275	0.27	0.27	0.00	1.00	No

**Respirable Particulate Matter (PM<sub>10</sub>) Annual**

RECEPTOR ID	MAX CONC. (µg/m <sup>3</sup> )		CONSTRUCTION INCREMENTAL DIFFERENCE		
	2013 EXISTING	2013 WITH PROJECT	PROJECT INCREASE	THRESHOLD	EXCEEDS?
Receptor_276	0.29	0.29	0.00	1.00	No
Receptor_277	0.30	0.30	0.00	1.00	No
Receptor_278	0.31	0.31	0.00	1.00	No
Receptor_279	0.32	0.32	0.00	1.00	No
Receptor_280	0.34	0.34	0.00	1.00	No
Receptor_281	0.35	0.35	0.00	1.00	No
Receptor_282	0.36	0.36	0.00	1.00	No
Receptor_283	0.37	0.37	0.00	1.00	No
Receptor_284	0.38	0.38	0.00	1.00	No
Receptor_285	0.39	0.39	0.00	1.00	No
Receptor_286	0.47	0.47	0.00	1.00	No
Receptor_287	0.54	0.54	(0.00)	1.00	No
Receptor_288	0.64	0.64	(0.00)	1.00	No
Receptor_289	0.65	0.65	(0.00)	1.00	No
Receptor_290	0.57	0.57	(0.00)	1.00	No
Receptor_291	0.51	0.51	(0.00)	1.00	No
Receptor_292	0.44	0.44	(0.00)	1.00	No
Receptor_293	0.45	0.45	(0.00)	1.00	No
Receptor_294	0.46	0.46	(0.00)	1.00	No
Receptor_295	0.47	0.46	(0.00)	1.00	No
Receptor_296	0.47	0.47	(0.00)	1.00	No
Receptor_297	0.48	0.48	(0.00)	1.00	No
Receptor_298	0.49	0.48	(0.00)	1.00	No
Receptor_299	0.49	0.49	(0.00)	1.00	No
Receptor_300	0.49	0.49	(0.00)	1.00	No
Receptor_301	0.49	0.49	(0.00)	1.00	No
Receptor_302	0.50	0.49	(0.00)	1.00	No
Receptor_303	0.49	0.49	(0.00)	1.00	No
Receptor_304	0.49	0.48	(0.00)	1.00	No
Receptor_305	0.48	0.48	(0.00)	1.00	No
Receptor_306	0.47	0.47	(0.01)	1.00	No
Receptor_307	0.47	0.47	(0.01)	1.00	No
Receptor_308	0.46	0.46	(0.01)	1.00	No
Receptor_309	0.45	0.44	(0.01)	1.00	No
Receptor_310	0.43	0.43	(0.01)	1.00	No
Receptor_311	0.41	0.41	(0.00)	1.00	No
Receptor_312	0.39	0.38	(0.00)	1.00	No
Receptor_313	0.36	0.36	(0.00)	1.00	No
Receptor_314	0.34	0.34	(0.00)	1.00	No
Receptor_315	0.32	0.32	(0.00)	1.00	No
Receptor_316	0.30	0.30	(0.00)	1.00	No
Receptor_317	0.29	0.28	(0.00)	1.00	No
Receptor_318	0.27	0.27	(0.00)	1.00	No
Receptor_319	0.26	0.26	(0.00)	1.00	No
Receptor_320	0.25	0.24	(0.00)	1.00	No
Receptor_321	0.23	0.23	(0.00)	1.00	No
Receptor_322	0.22	0.22	(0.00)	1.00	No
Receptor_323	0.21	0.21	(0.00)	1.00	No
Receptor_324	0.20	0.20	(0.00)	1.00	No
Receptor_325	0.20	0.19	(0.00)	1.00	No
Receptor_326	0.19	0.19	(0.00)	1.00	No
Receptor_327	0.95	0.96	0.01	1.00	No



**Fine Particulate Matter (PM<sub>2.5</sub>) 24-Hr**

RECEPTOR ID	MAX CONC. (µg/m <sup>3</sup> )		CONSTRUCTION INCREMENTAL DIFFERENCE		
	2013 EXISTING	2013 WITH PROJECT	PROJECT INCREASE	THRESHOLD	EXCEEDS?
Receptor_1	1.15	1.15	0.00	2.50	No
Receptor_2	1.20	1.20	0.00	2.50	No
Receptor_3	1.25	1.25	0.00	2.50	No
Receptor_4	1.29	1.29	0.00	2.50	No
Receptor_5	1.31	1.31	0.00	2.50	No
Receptor_6	1.32	1.32	(0.00)	2.50	No
Receptor_7	1.31	1.30	(0.00)	2.50	No
Receptor_8	1.27	1.27	(0.00)	2.50	No
Receptor_9	1.22	1.22	(0.00)	2.50	No
Receptor_10	1.16	1.16	(0.00)	2.50	No
Receptor_11	1.09	1.09	(0.00)	2.50	No
Receptor_12	1.03	1.03	(0.00)	2.50	No
Receptor_13	1.00	1.00	0.00	2.50	No
Receptor_14	1.01	1.01	0.00	2.50	No
Receptor_15	1.02	1.02	0.00	2.50	No
Receptor_16	1.02	1.02	(0.00)	2.50	No
Receptor_17	1.02	1.02	(0.00)	2.50	No
Receptor_18	1.00	1.00	(0.01)	2.50	No
Receptor_19	0.97	0.97	(0.01)	2.50	No
Receptor_20	0.94	0.92	(0.01)	2.50	No
Receptor_21	0.92	0.91	(0.01)	2.50	No
Receptor_22	0.89	0.88	(0.01)	2.50	No
Receptor_23	0.86	0.85	(0.01)	2.50	No
Receptor_24	0.85	0.84	(0.01)	2.50	No
Receptor_25	0.84	0.83	(0.01)	2.50	No
Receptor_26	0.83	0.82	(0.01)	2.50	No
Receptor_27	0.81	0.80	(0.01)	2.50	No
Receptor_28	0.79	0.78	(0.01)	2.50	No
Receptor_29	0.81	0.80	(0.01)	2.50	No
Receptor_30	0.83	0.82	(0.01)	2.50	No
Receptor_31	0.86	0.85	(0.01)	2.50	No
Receptor_32	0.85	0.84	(0.01)	2.50	No
Receptor_33	0.87	0.86	(0.01)	2.50	No
Receptor_34	0.89	0.88	(0.01)	2.50	No
Receptor_35	0.91	0.91	(0.01)	2.50	No
Receptor_36	0.94	0.94	(0.01)	2.50	No
Receptor_37	0.97	0.96	(0.01)	2.50	No
Receptor_38	0.99	0.98	(0.01)	2.50	No
Receptor_39	1.00	1.00	(0.01)	2.50	No
Receptor_40	1.05	1.04	(0.01)	2.50	No
Receptor_41	1.08	1.07	(0.01)	2.50	No
Receptor_42	1.10	1.09	(0.01)	2.50	No
Receptor_43	1.08	1.07	(0.01)	2.50	No
Receptor_44	1.07	1.07	(0.01)	2.50	No
Receptor_45	1.07	1.06	(0.01)	2.50	No
Receptor_46	1.13	1.12	(0.01)	2.50	No
Receptor_47	1.20	1.19	(0.01)	2.50	No
Receptor_48	1.19	1.18	(0.01)	2.50	No
Receptor_49	1.24	1.23	(0.01)	2.50	No
Receptor_50	1.26	1.25	(0.01)	2.50	No
Receptor_51	1.21	1.20	(0.01)	2.50	No
Receptor_52	1.14	1.14	(0.01)	2.50	No
Receptor_53	1.07	1.05	(0.02)	2.50	No
Receptor_54	1.04	1.03	(0.01)	2.50	No
Receptor_55	1.00	0.99	(0.01)	2.50	No

**Fine Particulate Matter (PM<sub>2.5</sub>) 24-Hr**

RECEPTOR ID	MAX CONC. (µg/m³)		CONSTRUCTION INCREMENTAL DIFFERENCE		
	2013 EXISTING	2013 WITH PROJECT	PROJECT INCREASE	THRESHOLD	EXCEEDS?
Receptor_56	1.02	1.00	(0.02)	2.50	No
Receptor_57	1.07	1.05	(0.02)	2.50	No
Receptor_58	1.12	1.10	(0.02)	2.50	No
Receptor_59	1.13	1.12	(0.02)	2.50	No
Receptor_60	1.22	1.20	(0.02)	2.50	No
Receptor_61	1.31	1.28	(0.02)	2.50	No
Receptor_62	1.40	1.38	(0.03)	2.50	No
Receptor_63	1.51	1.48	(0.03)	2.50	No
Receptor_64	1.62	1.58	(0.04)	2.50	No
Receptor_65	1.69	1.65	(0.04)	2.50	No
Receptor_66	1.78	1.74	(0.04)	2.50	No
Receptor_67	1.86	1.82	(0.04)	2.50	No
Receptor_68	1.92	1.88	(0.04)	2.50	No
Receptor_69	2.06	2.02	(0.04)	2.50	No
Receptor_70	2.00	1.96	(0.04)	2.50	No
Receptor_71	1.92	1.89	(0.03)	2.50	No
Receptor_72	1.83	1.79	(0.04)	2.50	No
Receptor_73	1.80	1.76	(0.04)	2.50	No
Receptor_74	1.76	1.73	(0.04)	2.50	No
Receptor_75	1.73	1.69	(0.04)	2.50	No
Receptor_76	1.88	1.84	(0.04)	2.50	No
Receptor_77	1.85	1.81	(0.04)	2.50	No
Receptor_78	1.81	1.78	(0.04)	2.50	No
Receptor_79	1.95	1.91	(0.04)	2.50	No
Receptor_80	2.10	2.05	(0.05)	2.50	No
Receptor_81	2.28	2.22	(0.05)	2.50	No
Receptor_82	2.17	2.12	(0.05)	2.50	No
Receptor_83	2.07	2.02	(0.04)	2.50	No
Receptor_84	1.92	1.88	(0.04)	2.50	No
Receptor_85	1.78	1.75	(0.03)	2.50	No
Receptor_86	1.66	1.63	(0.03)	2.50	No
Receptor_87	1.60	1.58	(0.02)	2.50	No
Receptor_88	1.54	1.53	(0.01)	2.50	No
Receptor_89	1.47	1.48	0.01	2.50	No
Receptor_90	1.35	1.37	0.02	2.50	No
Receptor_91	1.24	1.28	0.03	2.50	No
Receptor_92	1.14	1.18	0.04	2.50	No
Receptor_93	1.13	1.18	0.05	2.50	No
Receptor_94	1.11	1.16	0.06	2.50	No
Receptor_95	1.08	1.14	0.06	2.50	No
Receptor_96	1.06	1.12	0.06	2.50	No
Receptor_97	1.03	1.09	0.06	2.50	No
Receptor_98	1.13	1.21	0.08	2.50	No
Receptor_99	1.25	1.34	0.09	2.50	No
Receptor_100	1.41	1.50	0.09	2.50	No
Receptor_101	1.35	1.46	0.11	2.50	No
Receptor_102	1.29	1.40	0.12	2.50	No
Receptor_103	1.23	1.34	0.11	2.50	No
Receptor_104	1.18	1.27	0.09	2.50	No
Receptor_105	1.17	1.21	0.04	2.50	No
Receptor_106	1.24	1.30	0.06	2.50	No
Receptor_107	1.33	1.42	0.10	2.50	No
Receptor_108	1.34	1.35	0.01	2.50	No
Receptor_109	1.31	1.25	(0.05)	2.50	No
Receptor_110	1.27	1.22	(0.04)	2.50	No

**Fine Particulate Matter (PM<sub>2.5</sub>) 24-Hr**

RECEPTOR ID	MAX CONC. (µg/m <sup>3</sup> )		CONSTRUCTION INCREMENTAL DIFFERENCE		
	2013 EXISTING	2013 WITH PROJECT	PROJECT INCREASE	THRESHOLD	EXCEEDS?
Receptor_111	1.17	1.14	(0.04)	2.50	No
Receptor_112	1.20	1.17	(0.03)	2.50	No
Receptor_113	1.21	1.20	(0.01)	2.50	No
Receptor_114	1.21	1.22	0.01	2.50	No
Receptor_115	1.19	1.23	0.05	2.50	No
Receptor_116	1.15	1.23	0.08	2.50	No
Receptor_117	1.24	1.35	0.11	2.50	No
Receptor_118	1.33	1.49	0.15	2.50	No
Receptor_119	1.45	1.67	0.22	2.50	No
Receptor_120	1.61	1.89	0.29	2.50	No
Receptor_121	1.72	1.99	0.27	2.50	No
Receptor_122	1.82	2.07	0.25	2.50	No
Receptor_123	1.75	1.99	0.24	2.50	No
Receptor_124	1.67	1.94	0.27	2.50	No
Receptor_125	1.80	2.29	0.49	2.50	No
Receptor_126	1.72	2.16	0.44	2.50	No
Receptor_127	1.55	1.85	0.30	2.50	No
Receptor_128	1.40	1.60	0.20	2.50	No
Receptor_129	1.32	1.46	0.14	2.50	No
Receptor_130	1.28	1.43	0.15	2.50	No
Receptor_131	1.24	1.39	0.16	2.50	No
Receptor_132	1.15	1.28	0.13	2.50	No
Receptor_133	1.07	1.18	0.11	2.50	No
Receptor_134	1.01	1.10	0.09	2.50	No
Receptor_135	0.95	1.03	0.08	2.50	No
Receptor_136	0.90	0.96	0.07	2.50	No
Receptor_137	0.85	0.91	0.06	2.50	No
Receptor_138	0.87	0.94	0.07	2.50	No
Receptor_139	0.88	0.95	0.07	2.50	No
Receptor_140	0.87	0.94	0.07	2.50	No
Receptor_141	0.89	0.96	0.07	2.50	No
Receptor_142	0.87	0.94	0.07	2.50	No
Receptor_143	0.91	0.97	0.06	2.50	No
Receptor_144	0.95	1.03	0.07	2.50	No
Receptor_145	1.02	1.10	0.08	2.50	No
Receptor_146	0.96	1.03	0.07	2.50	No
Receptor_147	0.93	1.00	0.07	2.50	No
Receptor_148	0.92	0.98	0.06	2.50	No
Receptor_149	0.95	1.00	0.05	2.50	No
Receptor_150	0.98	1.02	0.04	2.50	No
Receptor_151	1.01	1.06	0.04	2.50	No
Receptor_152	1.06	1.11	0.04	2.50	No
Receptor_153	1.13	1.17	0.04	2.50	No
Receptor_154	1.23	1.27	0.04	2.50	No
Receptor_155	1.19	1.23	0.05	2.50	No
Receptor_156	1.15	1.20	0.05	2.50	No
Receptor_157	1.20	1.27	0.06	2.50	No
Receptor_158	1.26	1.31	0.05	2.50	No
Receptor_159	1.28	1.34	0.06	2.50	No
Receptor_160	1.30	1.37	0.06	2.50	No
Receptor_161	1.32	1.40	0.07	2.50	No
Receptor_162	1.36	1.44	0.08	2.50	No
Receptor_163	1.41	1.50	0.10	2.50	No
Receptor_164	1.46	1.57	0.11	2.50	No
Receptor_165	1.53	1.66	0.13	2.50	No

**Fine Particulate Matter (PM<sub>2.5</sub>) 24-Hr**

RECEPTOR ID	MAX CONC. (µg/m <sup>3</sup> )		CONSTRUCTION INCREMENTAL DIFFERENCE		
	2013 EXISTING	2013 WITH PROJECT	PROJECT INCREASE	THRESHOLD	EXCEEDS?
Receptor_166	1.61	1.77	0.16	2.50	No
Receptor_167	1.70	1.89	0.19	2.50	No
Receptor_168	1.82	2.13	0.31	2.50	No
Receptor_169	1.90	2.36	0.46	2.50	No
Receptor_170	1.83	2.16	0.33	2.50	No
Receptor_171	1.70	1.84	0.14	2.50	No
Receptor_172	1.61	1.61	(0.00)	2.50	No
Receptor_173	1.61	1.59	(0.02)	2.50	No
Receptor_174	1.61	1.60	(0.01)	2.50	No
Receptor_175	1.61	1.60	(0.01)	2.50	No
Receptor_176	1.60	1.59	(0.01)	2.50	No
Receptor_177	1.58	1.58	(0.01)	2.50	No
Receptor_178	1.57	1.57	(0.00)	2.50	No
Receptor_179	1.57	1.57	0.00	2.50	No
Receptor_180	1.56	1.56	0.01	2.50	No
Receptor_181	1.55	1.56	0.01	2.50	No
Receptor_182	1.55	1.56	0.01	2.50	No
Receptor_183	1.56	1.57	0.01	2.50	No
Receptor_184	1.57	1.58	0.01	2.50	No
Receptor_185	1.57	1.58	0.01	2.50	No
Receptor_186	1.51	1.52	0.01	2.50	No
Receptor_187	1.45	1.46	0.01	2.50	No
Receptor_188	1.49	1.49	0.01	2.50	No
Receptor_189	1.49	1.50	0.00	2.50	No
Receptor_190	1.48	1.49	0.00	2.50	No
Receptor_191	1.37	1.37	0.01	2.50	No
Receptor_192	1.26	1.27	0.01	2.50	No
Receptor_193	1.18	1.19	0.01	2.50	No
Receptor_194	1.12	1.13	0.01	2.50	No
Receptor_195	1.06	1.07	0.01	2.50	No
Receptor_196	1.00	1.03	0.02	2.50	No
Receptor_197	0.96	0.99	0.03	2.50	No
Receptor_198	0.93	0.96	0.03	2.50	No
Receptor_199	0.90	0.93	0.03	2.50	No
Receptor_200	0.88	0.91	0.03	2.50	No
Receptor_201	0.85	0.89	0.03	2.50	No
Receptor_202	0.85	0.88	0.03	2.50	No
Receptor_203	0.84	0.87	0.03	2.50	No
Receptor_204	0.84	0.87	0.03	2.50	No
Receptor_205	0.84	0.86	0.02	2.50	No
Receptor_206	0.83	0.85	0.02	2.50	No
Receptor_207	0.82	0.84	0.02	2.50	No
Receptor_208	0.81	0.83	0.02	2.50	No
Receptor_209	0.83	0.84	0.02	2.50	No
Receptor_210	0.86	0.88	0.02	2.50	No
Receptor_211	0.90	0.92	0.01	2.50	No
Receptor_212	0.95	0.96	0.01	2.50	No
Receptor_213	1.01	1.02	0.01	2.50	No
Receptor_214	1.07	1.08	0.01	2.50	No
Receptor_215	1.14	1.15	0.01	2.50	No
Receptor_216	1.22	1.23	0.01	2.50	No
Receptor_217	1.26	1.27	0.01	2.50	No
Receptor_218	1.29	1.29	0.01	2.50	No
Receptor_219	1.37	1.37	0.01	2.50	No
Receptor_220	1.45	1.46	0.00	2.50	No

**Fine Particulate Matter (PM<sub>2.5</sub>) 24-Hr**

RECEPTOR ID	MAX CONC. (µg/m³)		CONSTRUCTION INCREMENTAL DIFFERENCE		
	2013 EXISTING	2013 WITH PROJECT	PROJECT INCREASE	THRESHOLD	EXCEEDS?
Receptor_221	1.50	1.51	0.00	2.50	No
Receptor_222	1.53	1.53	0.00	2.50	No
Receptor_223	1.54	1.54	0.00	2.50	No
Receptor_224	1.53	1.53	0.00	2.50	No
Receptor_225	1.50	1.51	0.01	2.50	No
Receptor_226	1.38	1.39	0.01	2.50	No
Receptor_227	1.67	1.67	0.00	2.50	No
Receptor_228	1.92	1.92	0.00	2.50	No
Receptor_229	2.26	2.26	(0.00)	2.50	No
Receptor_230	2.30	2.30	(0.00)	2.50	No
Receptor_231	2.30	2.30	(0.00)	2.50	No
Receptor_232	2.67	2.67	(0.00)	2.50	No
Receptor_233	3.15	3.15	(0.00)	2.50	No
Receptor_234	3.82	3.82	(0.00)	2.50	No
Receptor_235	4.04	4.04	(0.00)	2.50	No
Receptor_236	5.33	5.32	(0.01)	2.50	No
Receptor_237	4.45	4.45	(0.00)	2.50	No
Receptor_238	3.68	3.67	(0.00)	2.50	No
Receptor_239	3.14	3.13	(0.00)	2.50	No
Receptor_240	3.14	3.13	(0.00)	2.50	No
Receptor_241	2.60	2.59	(0.00)	2.50	No
Receptor_242	2.21	2.21	(0.00)	2.50	No
Receptor_243	1.93	1.92	(0.00)	2.50	No
Receptor_244	1.71	1.71	(0.00)	2.50	No
Receptor_245	1.46	1.46	(0.00)	2.50	No
Receptor_246	1.44	1.45	0.00	2.50	No
Receptor_247	1.41	1.41	0.00	2.50	No
Receptor_248	1.34	1.34	0.00	2.50	No
Receptor_249	1.29	1.29	(0.00)	2.50	No
Receptor_250	1.27	1.27	(0.00)	2.50	No
Receptor_251	1.23	1.23	(0.01)	2.50	No
Receptor_252	1.18	1.17	(0.01)	2.50	No
Receptor_253	1.24	1.23	(0.01)	2.50	No
Receptor_254	1.30	1.29	(0.01)	2.50	No
Receptor_255	1.37	1.36	(0.01)	2.50	No
Receptor_256	1.45	1.45	(0.01)	2.50	No
Receptor_257	1.53	1.53	(0.01)	2.50	No
Receptor_258	1.64	1.63	(0.01)	2.50	No
Receptor_259	1.55	1.54	(0.01)	2.50	No
Receptor_260	1.43	1.42	(0.01)	2.50	No
Receptor_261	1.50	1.48	(0.01)	2.50	No
Receptor_262	1.56	1.55	(0.01)	2.50	No
Receptor_263	1.43	1.42	(0.01)	2.50	No
Receptor_264	1.30	1.29	(0.01)	2.50	No
Receptor_265	1.19	1.18	(0.01)	2.50	No
Receptor_266	1.10	1.09	(0.01)	2.50	No
Receptor_267	1.14	1.12	(0.01)	2.50	No
Receptor_268	1.17	1.15	(0.01)	2.50	No
Receptor_269	1.19	1.18	(0.01)	2.50	No
Receptor_270	1.20	1.18	(0.01)	2.50	No
Receptor_271	1.20	1.19	(0.01)	2.50	No
Receptor_272	1.21	1.20	(0.00)	2.50	No
Receptor_273	1.24	1.25	0.02	2.50	No
Receptor_274	1.28	1.30	0.02	2.50	No
Receptor_275	1.31	1.33	0.02	2.50	No

**Fine Particulate Matter (PM<sub>2.5</sub>) 24-Hr**

RECEPTOR ID	MAX CONC. (µg/m <sup>3</sup> )		CONSTRUCTION INCREMENTAL DIFFERENCE		
	2013 EXISTING	2013 WITH PROJECT	PROJECT INCREASE	THRESHOLD	EXCEEDS?
Receptor_276	1.34	1.36	0.02	2.50	No
Receptor_277	1.38	1.39	0.02	2.50	No
Receptor_278	1.41	1.43	0.02	2.50	No
Receptor_279	1.45	1.46	0.02	2.50	No
Receptor_280	1.49	1.51	0.02	2.50	No
Receptor_281	1.54	1.56	0.02	2.50	No
Receptor_282	1.59	1.61	0.02	2.50	No
Receptor_283	1.64	1.65	0.01	2.50	No
Receptor_284	1.69	1.70	0.01	2.50	No
Receptor_285	1.74	1.75	0.01	2.50	No
Receptor_286	1.90	1.92	0.01	2.50	No
Receptor_287	2.05	2.07	0.02	2.50	No
Receptor_288	2.28	2.28	(0.00)	2.50	No
Receptor_289	2.30	2.30	(0.00)	2.50	No
Receptor_290	2.18	2.19	0.01	2.50	No
Receptor_291	2.11	2.12	0.01	2.50	No
Receptor_292	2.01	2.02	0.01	2.50	No
Receptor_293	2.08	2.09	0.01	2.50	No
Receptor_294	2.16	2.16	0.00	2.50	No
Receptor_295	2.23	2.23	0.00	2.50	No
Receptor_296	2.29	2.29	(0.00)	2.50	No
Receptor_297	2.34	2.34	(0.00)	2.50	No
Receptor_298	2.37	2.37	(0.00)	2.50	No
Receptor_299	2.38	2.38	(0.01)	2.50	No
Receptor_300	2.36	2.35	(0.01)	2.50	No
Receptor_301	2.29	2.28	(0.02)	2.50	No
Receptor_302	2.22	2.24	0.02	2.50	No
Receptor_303	2.22	2.24	0.02	2.50	No
Receptor_304	2.21	2.22	0.02	2.50	No
Receptor_305	2.19	2.21	0.02	2.50	No
Receptor_306	2.17	2.18	0.02	2.50	No
Receptor_307	2.17	2.18	0.02	2.50	No
Receptor_308	2.13	2.15	0.02	2.50	No
Receptor_309	2.10	2.11	0.01	2.50	No
Receptor_310	2.06	2.07	0.01	2.50	No
Receptor_311	1.99	2.00	0.01	2.50	No
Receptor_312	1.91	1.90	(0.01)	2.50	No
Receptor_313	1.85	1.84	(0.01)	2.50	No
Receptor_314	1.78	1.77	(0.01)	2.50	No
Receptor_315	1.71	1.71	(0.01)	2.50	No
Receptor_316	1.65	1.65	(0.01)	2.50	No
Receptor_317	1.59	1.59	(0.01)	2.50	No
Receptor_318	1.53	1.52	(0.01)	2.50	No
Receptor_319	1.47	1.47	(0.01)	2.50	No
Receptor_320	1.42	1.41	(0.00)	2.50	No
Receptor_321	1.37	1.36	(0.00)	2.50	No
Receptor_322	1.33	1.32	(0.00)	2.50	No
Receptor_323	1.29	1.29	(0.00)	2.50	No
Receptor_324	1.25	1.25	(0.00)	2.50	No
Receptor_325	1.22	1.22	0.00	2.50	No
Receptor_326	1.18	1.18	0.00	2.50	No
Receptor_327	1.74	1.67	(0.08)	2.50	No

---

## Attachment A.5

---

### Operations – Localized Significance Thresholds (LST) Dispersion Modeling

- 2016 Output Files Summaries
  - CO
  - NO<sub>x</sub>
  - SO<sub>2</sub>
  - PM<sub>10</sub>
  - PM<sub>2.5</sub>





**Carbon Monoxide (CO) 1-Hr**

RECEPTOR ID	MAX CONCENTRATION (µg/m <sup>3</sup> )		INCREMENTAL DIFFERENCE				
	2016 WITHOUT PROJECT	2016 WITH PROJECT	PROJECT INCREASE	AMBIENT	TOTAL	THRESHOLD	EXCEEDS?
Receptor_1	701	701	(0)	4,104	4,104	23,000	No
Receptor_2	745	745	(0)	4,104	4,104	23,000	No
Receptor_3	841	820	(22)	4,104	4,104	23,000	No
Receptor_4	942	922	(20)	4,104	4,104	23,000	No
Receptor_5	1,019	1,002	(17)	4,104	4,104	23,000	No
Receptor_6	1,057	1,043	(14)	4,104	4,104	23,000	No
Receptor_7	1,050	1,039	(11)	4,104	4,104	23,000	No
Receptor_8	1,005	996	(8)	4,104	4,104	23,000	No
Receptor_9	936	930	(6)	4,104	4,104	23,000	No
Receptor_10	876	863	(13)	4,104	4,104	23,000	No
Receptor_11	895	863	(32)	4,104	4,104	23,000	No
Receptor_12	906	875	(31)	4,104	4,104	23,000	No
Receptor_13	911	880	(31)	4,104	4,104	23,000	No
Receptor_14	911	880	(31)	4,104	4,104	23,000	No
Receptor_15	902	872	(30)	4,104	4,104	23,000	No
Receptor_16	889	859	(30)	4,104	4,104	23,000	No
Receptor_17	870	841	(29)	4,104	4,104	23,000	No
Receptor_18	846	818	(28)	4,104	4,104	23,000	No
Receptor_19	815	788	(27)	4,104	4,104	23,000	No
Receptor_20	777	753	(24)	4,104	4,104	23,000	No
Receptor_21	742	740	(2)	4,104	4,104	23,000	No
Receptor_22	725	723	(2)	4,104	4,104	23,000	No
Receptor_23	704	702	(1)	4,104	4,104	23,000	No
Receptor_24	678	677	(1)	4,104	4,104	23,000	No
Receptor_25	650	649	(0)	4,104	4,104	23,000	No
Receptor_26	625	626	1	4,104	4,105	23,000	No
Receptor_27	622	624	1	4,104	4,105	23,000	No
Receptor_28	617	618	2	4,104	4,106	23,000	No
Receptor_29	632	634	1	4,104	4,105	23,000	No
Receptor_30	649	650	1	4,104	4,105	23,000	No
Receptor_31	666	667	1	4,104	4,105	23,000	No
Receptor_32	677	679	2	4,104	4,106	23,000	No
Receptor_33	694	696	2	4,104	4,106	23,000	No
Receptor_34	711	713	2	4,104	4,106	23,000	No
Receptor_35	733	735	2	4,104	4,106	23,000	No
Receptor_36	751	754	2	4,104	4,106	23,000	No
Receptor_37	765	768	3	4,104	4,107	23,000	No
Receptor_38	773	776	3	4,104	4,107	23,000	No
Receptor_39	783	787	4	4,104	4,108	23,000	No
Receptor_40	817	821	4	4,104	4,108	23,000	No
Receptor_41	837	842	4	4,104	4,108	23,000	No
Receptor_42	857	862	5	4,104	4,109	23,000	No
Receptor_43	840	845	5	4,104	4,109	23,000	No
Receptor_44	841	846	6	4,104	4,110	23,000	No
Receptor_45	838	844	6	4,104	4,110	23,000	No
Receptor_46	885	891	6	4,104	4,110	23,000	No
Receptor_47	934	939	5	4,104	4,109	23,000	No
Receptor_48	926	931	5	4,104	4,109	23,000	No
Receptor_49	960	966	5	4,104	4,109	23,000	No
Receptor_50	979	985	6	4,104	4,110	23,000	No
Receptor_51	941	948	6	4,104	4,110	23,000	No
Receptor_52	930	930	0	4,104	4,104	23,000	No
Receptor_53	922	922	(0)	4,104	4,104	23,000	No
Receptor_54	912	912	(0)	4,104	4,104	23,000	No
Receptor_55	880	880	(0)	4,104	4,104	23,000	No

**Carbon Monoxide (CO) 1-Hr**

RECEPTOR ID	MAX CONCENTRATION (µg/m <sup>3</sup> )		INCREMENTAL DIFFERENCE				
	2016 WITHOUT PROJECT	2016 WITH PROJECT	PROJECT INCREASE	AMBIENT	TOTAL	THRESHOLD	EXCEEDS?
Receptor_56	911	910	(1)	4,104	4,104	23,000	No
Receptor_57	954	953	(1)	4,104	4,104	23,000	No
Receptor_58	999	998	(1)	4,104	4,104	23,000	No
Receptor_59	991	991	(0)	4,104	4,104	23,000	No
Receptor_60	1,060	1,059	(0)	4,104	4,104	23,000	No
Receptor_61	1,131	1,131	(1)	4,104	4,104	23,000	No
Receptor_62	1,206	1,205	(1)	4,104	4,104	23,000	No
Receptor_63	1,285	1,284	(1)	4,104	4,104	23,000	No
Receptor_64	1,367	1,366	(1)	4,104	4,104	23,000	No
Receptor_65	1,427	1,425	(2)	4,104	4,104	23,000	No
Receptor_66	1,483	1,480	(3)	4,104	4,104	23,000	No
Receptor_67	1,528	1,524	(4)	4,104	4,104	23,000	No
Receptor_68	1,557	1,552	(5)	4,104	4,104	23,000	No
Receptor_69	1,660	1,655	(5)	4,104	4,104	23,000	No
Receptor_70	1,574	1,569	(6)	4,104	4,104	23,000	No
Receptor_71	1,465	1,459	(6)	4,104	4,104	23,000	No
Receptor_72	1,348	1,341	(7)	4,104	4,104	23,000	No
Receptor_73	1,240	1,233	(7)	4,104	4,104	23,000	No
Receptor_74	1,146	1,138	(8)	4,104	4,104	23,000	No
Receptor_75	1,135	1,134	(1)	4,104	4,104	23,000	No
Receptor_76	1,235	1,234	(1)	4,104	4,104	23,000	No
Receptor_77	1,215	1,213	(1)	4,104	4,104	23,000	No
Receptor_78	1,193	1,192	(1)	4,104	4,104	23,000	No
Receptor_79	1,255	1,253	(2)	4,104	4,104	23,000	No
Receptor_80	1,311	1,309	(2)	4,104	4,104	23,000	No
Receptor_81	1,365	1,363	(2)	4,104	4,104	23,000	No
Receptor_82	1,306	1,304	(2)	4,104	4,104	23,000	No
Receptor_83	1,254	1,252	(2)	4,104	4,104	23,000	No
Receptor_84	1,210	1,209	(2)	4,104	4,104	23,000	No
Receptor_85	1,164	1,162	(1)	4,104	4,104	23,000	No
Receptor_86	1,112	1,111	(1)	4,104	4,104	23,000	No
Receptor_87	1,083	1,082	(1)	4,104	4,104	23,000	No
Receptor_88	1,056	1,055	(1)	4,104	4,104	23,000	No
Receptor_89	1,029	1,027	(1)	4,104	4,104	23,000	No
Receptor_90	984	983	(1)	4,104	4,104	23,000	No
Receptor_91	943	942	(1)	4,104	4,104	23,000	No
Receptor_92	906	905	(1)	4,104	4,104	23,000	No
Receptor_93	909	908	(1)	4,104	4,104	23,000	No
Receptor_94	908	907	(1)	4,104	4,104	23,000	No
Receptor_95	904	904	(1)	4,104	4,104	23,000	No
Receptor_96	898	898	(0)	4,104	4,104	23,000	No
Receptor_97	889	890	0	4,104	4,104	23,000	No
Receptor_98	930	930	(0)	4,104	4,104	23,000	No
Receptor_99	974	974	(0)	4,104	4,104	23,000	No
Receptor_100	1,023	1,022	(1)	4,104	4,104	23,000	No
Receptor_101	1,008	1,008	(0)	4,104	4,104	23,000	No
Receptor_102	990	992	1	4,104	4,105	23,000	No
Receptor_103	966	969	3	4,104	4,107	23,000	No
Receptor_104	934	941	6	4,104	4,110	23,000	No
Receptor_105	897	905	8	4,104	4,112	23,000	No
Receptor_106	930	938	8	4,104	4,112	23,000	No
Receptor_107	976	976	0	4,104	4,104	23,000	No
Receptor_108	978	977	(1)	4,104	4,104	23,000	No
Receptor_109	954	954	(1)	4,104	4,104	23,000	No
Receptor_110	932	932	(0)	4,104	4,104	23,000	No

**Carbon Monoxide (CO) 1-Hr**

RECEPTOR ID	MAX CONCENTRATION (µg/m <sup>3</sup> )		INCREMENTAL DIFFERENCE				
	2016 WITHOUT PROJECT	2016 WITH PROJECT	PROJECT INCREASE	AMBIENT	TOTAL	THRESHOLD	EXCEEDS?
Receptor_111	888	887	(0)	4,104	4,104	23,000	No
Receptor_112	893	893	1	4,104	4,105	23,000	No
Receptor_113	892	895	3	4,104	4,107	23,000	No
Receptor_114	885	890	6	4,104	4,110	23,000	No
Receptor_115	871	880	9	4,104	4,113	23,000	No
Receptor_116	854	863	10	4,104	4,114	23,000	No
Receptor_117	898	900	2	4,104	4,106	23,000	No
Receptor_118	946	945	(0)	4,104	4,104	23,000	No
Receptor_119	992	994	3	4,104	4,107	23,000	No
Receptor_120	1,028	1,039	11	4,104	4,115	23,000	No
Receptor_121	992	1,047	55	4,104	4,159	23,000	No
Receptor_122	1,016	1,042	27	4,104	4,131	23,000	No
Receptor_123	1,004	1,029	25	4,104	4,129	23,000	No
Receptor_124	986	1,015	30	4,104	4,134	23,000	No
Receptor_125	1,074	1,145	71	4,104	4,175	23,000	No
Receptor_126	1,041	1,114	72	4,104	4,176	23,000	No
Receptor_127	947	997	50	4,104	4,154	23,000	No
Receptor_128	889	897	8	4,104	4,112	23,000	No
Receptor_129	857	859	2	4,104	4,106	23,000	No
Receptor_130	843	846	3	4,104	4,107	23,000	No
Receptor_131	822	825	3	4,104	4,107	23,000	No
Receptor_132	782	785	3	4,104	4,107	23,000	No
Receptor_133	747	749	2	4,104	4,106	23,000	No
Receptor_134	716	717	2	4,104	4,106	23,000	No
Receptor_135	687	688	1	4,104	4,105	23,000	No
Receptor_136	661	662	1	4,104	4,105	23,000	No
Receptor_137	637	638	1	4,104	4,105	23,000	No
Receptor_138	630	630	0	4,104	4,104	23,000	No
Receptor_139	618	639	21	4,104	4,125	23,000	No
Receptor_140	619	640	21	4,104	4,125	23,000	No
Receptor_141	641	664	23	4,104	4,127	23,000	No
Receptor_142	633	655	22	4,104	4,126	23,000	No
Receptor_143	676	685	9	4,104	4,113	23,000	No
Receptor_144	751	729	(22)	4,104	4,104	23,000	No
Receptor_145	793	774	(19)	4,104	4,104	23,000	No
Receptor_146	768	749	(19)	4,104	4,104	23,000	No
Receptor_147	742	724	(18)	4,104	4,104	23,000	No
Receptor_148	720	702	(18)	4,104	4,104	23,000	No
Receptor_149	704	688	(17)	4,104	4,104	23,000	No
Receptor_150	721	720	(1)	4,104	4,104	23,000	No
Receptor_151	795	793	(1)	4,104	4,104	23,000	No
Receptor_152	863	861	(1)	4,104	4,104	23,000	No
Receptor_153	918	917	(1)	4,104	4,104	23,000	No
Receptor_154	927	926	(1)	4,104	4,104	23,000	No
Receptor_155	885	884	(1)	4,104	4,104	23,000	No
Receptor_156	839	838	(1)	4,104	4,104	23,000	No
Receptor_157	791	790	(1)	4,104	4,104	23,000	No
Receptor_158	890	889	(1)	4,104	4,104	23,000	No
Receptor_159	874	872	(2)	4,104	4,104	23,000	No
Receptor_160	848	846	(2)	4,104	4,104	23,000	No
Receptor_161	803	802	(1)	4,104	4,104	23,000	No
Receptor_162	784	798	14	4,104	4,118	23,000	No
Receptor_163	806	823	16	4,104	4,120	23,000	No
Receptor_164	829	850	21	4,104	4,125	23,000	No
Receptor_165	854	880	26	4,104	4,130	23,000	No

**Carbon Monoxide (CO) 1-Hr**

RECEPTOR ID	MAX CONCENTRATION (µg/m <sup>3</sup> )		INCREMENTAL DIFFERENCE				
	2016 WITHOUT PROJECT	2016 WITH PROJECT	PROJECT INCREASE	AMBIENT	TOTAL	THRESHOLD	EXCEEDS?
Receptor_166	912	920	8	4,104	4,112	23,000	No
Receptor_167	1,004	981	(23)	4,104	4,104	23,000	No
Receptor_168	1,117	1,094	(23)	4,104	4,104	23,000	No
Receptor_169	1,200	1,177	(23)	4,104	4,104	23,000	No
Receptor_170	1,099	1,206	107	4,104	4,211	23,000	No
Receptor_171	1,164	1,228	64	4,104	4,168	23,000	No
Receptor_172	1,152	1,182	30	4,104	4,134	23,000	No
Receptor_173	1,085	1,095	11	4,104	4,115	23,000	No
Receptor_174	1,037	1,051	14	4,104	4,118	23,000	No
Receptor_175	1,109	1,107	(2)	4,104	4,104	23,000	No
Receptor_176	1,184	1,182	(2)	4,104	4,104	23,000	No
Receptor_177	1,237	1,235	(2)	4,104	4,104	23,000	No
Receptor_178	1,263	1,261	(2)	4,104	4,104	23,000	No
Receptor_179	1,264	1,262	(2)	4,104	4,104	23,000	No
Receptor_180	1,243	1,242	(2)	4,104	4,104	23,000	No
Receptor_181	1,209	1,208	(1)	4,104	4,104	23,000	No
Receptor_182	1,168	1,167	(1)	4,104	4,104	23,000	No
Receptor_183	1,127	1,126	(1)	4,104	4,104	23,000	No
Receptor_184	1,087	1,086	(1)	4,104	4,104	23,000	No
Receptor_185	1,053	1,052	(1)	4,104	4,104	23,000	No
Receptor_186	1,024	1,023	(1)	4,104	4,104	23,000	No
Receptor_187	1,000	1,000	(1)	4,104	4,104	23,000	No
Receptor_188	982	982	(0)	4,104	4,104	23,000	No
Receptor_189	970	970	(0)	4,104	4,104	23,000	No
Receptor_190	964	963	(0)	4,104	4,104	23,000	No
Receptor_191	918	918	(0)	4,104	4,104	23,000	No
Receptor_192	885	885	(0)	4,104	4,104	23,000	No
Receptor_193	861	861	(1)	4,104	4,104	23,000	No
Receptor_194	843	842	(1)	4,104	4,104	23,000	No
Receptor_195	822	821	(1)	4,104	4,104	23,000	No
Receptor_196	801	800	(1)	4,104	4,104	23,000	No
Receptor_197	778	777	(1)	4,104	4,104	23,000	No
Receptor_198	752	751	(1)	4,104	4,104	23,000	No
Receptor_199	723	722	(1)	4,104	4,104	23,000	No
Receptor_200	700	699	(1)	4,104	4,104	23,000	No
Receptor_201	672	671	(1)	4,104	4,104	23,000	No
Receptor_202	668	667	(1)	4,104	4,104	23,000	No
Receptor_203	668	667	(1)	4,104	4,104	23,000	No
Receptor_204	666	665	(1)	4,104	4,104	23,000	No
Receptor_205	661	660	(1)	4,104	4,104	23,000	No
Receptor_206	655	654	(1)	4,104	4,104	23,000	No
Receptor_207	648	647	(1)	4,104	4,104	23,000	No
Receptor_208	640	639	(1)	4,104	4,104	23,000	No
Receptor_209	643	643	(1)	4,104	4,104	23,000	No
Receptor_210	658	658	(1)	4,104	4,104	23,000	No
Receptor_211	674	674	(0)	4,104	4,104	23,000	No
Receptor_212	692	692	(1)	4,104	4,104	23,000	No
Receptor_213	710	710	(1)	4,104	4,104	23,000	No
Receptor_214	723	723	(1)	4,104	4,104	23,000	No
Receptor_215	761	745	(17)	4,104	4,104	23,000	No
Receptor_216	843	826	(17)	4,104	4,104	23,000	No
Receptor_217	837	819	(17)	4,104	4,104	23,000	No
Receptor_218	829	826	(3)	4,104	4,104	23,000	No
Receptor_219	881	864	(18)	4,104	4,104	23,000	No
Receptor_220	923	912	(11)	4,104	4,104	23,000	No

**Carbon Monoxide (CO) 1-Hr**

RECEPTOR ID	MAX CONCENTRATION (µg/m <sup>3</sup> )		INCREMENTAL DIFFERENCE				
	2016 WITHOUT PROJECT	2016 WITH PROJECT	PROJECT INCREASE	AMBIENT	TOTAL	THRESHOLD	EXCEEDS?
Receptor_221	950	949	(1)	4,104	4,104	23,000	No
Receptor_222	966	965	(1)	4,104	4,104	23,000	No
Receptor_223	966	966	(1)	4,104	4,104	23,000	No
Receptor_224	960	960	(0)	4,104	4,104	23,000	No
Receptor_225	957	957	(0)	4,104	4,104	23,000	No
Receptor_226	915	915	(0)	4,104	4,104	23,000	No
Receptor_227	1,030	1,030	(0)	4,104	4,104	23,000	No
Receptor_228	1,140	1,139	(1)	4,104	4,104	23,000	No
Receptor_229	1,305	1,304	(1)	4,104	4,104	23,000	No
Receptor_230	1,333	1,332	(2)	4,104	4,104	23,000	No
Receptor_231	1,334	1,324	(10)	4,104	4,104	23,000	No
Receptor_232	1,519	1,496	(23)	4,104	4,104	23,000	No
Receptor_233	1,766	1,742	(24)	4,104	4,104	23,000	No
Receptor_234	2,094	2,070	(24)	4,104	4,104	23,000	No
Receptor_235	2,137	2,113	(25)	4,104	4,104	23,000	No
Receptor_236	2,647	2,621	(26)	4,104	4,104	23,000	No
Receptor_237	2,260	2,235	(25)	4,104	4,104	23,000	No
Receptor_238	1,894	1,870	(24)	4,104	4,104	23,000	No
Receptor_239	1,628	1,605	(23)	4,104	4,104	23,000	No
Receptor_240	1,293	1,296	2	4,104	4,106	23,000	No
Receptor_241	1,153	1,156	4	4,104	4,108	23,000	No
Receptor_242	1,047	1,051	4	4,104	4,108	23,000	No
Receptor_243	964	968	4	4,104	4,108	23,000	No
Receptor_244	896	900	4	4,104	4,108	23,000	No
Receptor_245	815	819	4	4,104	4,108	23,000	No
Receptor_246	860	863	3	4,104	4,107	23,000	No
Receptor_247	885	888	3	4,104	4,107	23,000	No
Receptor_248	899	901	2	4,104	4,106	23,000	No
Receptor_249	922	923	1	4,104	4,105	23,000	No
Receptor_250	897	897	0	4,104	4,104	23,000	No
Receptor_251	845	845	(0)	4,104	4,104	23,000	No
Receptor_252	780	780	(0)	4,104	4,104	23,000	No
Receptor_253	787	787	(0)	4,104	4,104	23,000	No
Receptor_254	795	795	(0)	4,104	4,104	23,000	No
Receptor_255	802	802	(0)	4,104	4,104	23,000	No
Receptor_256	871	871	(0)	4,104	4,104	23,000	No
Receptor_257	940	939	(0)	4,104	4,104	23,000	No
Receptor_258	956	956	(0)	4,104	4,104	23,000	No
Receptor_259	887	887	(0)	4,104	4,104	23,000	No
Receptor_260	803	803	(1)	4,104	4,104	23,000	No
Receptor_261	809	809	(1)	4,104	4,104	23,000	No
Receptor_262	816	815	(1)	4,104	4,104	23,000	No
Receptor_263	749	749	(0)	4,104	4,104	23,000	No
Receptor_264	724	724	(0)	4,104	4,104	23,000	No
Receptor_265	700	700	(0)	4,104	4,104	23,000	No
Receptor_266	676	675	(0)	4,104	4,104	23,000	No
Receptor_267	684	684	(0)	4,104	4,104	23,000	No
Receptor_268	693	692	(0)	4,104	4,104	23,000	No
Receptor_269	704	700	(4)	4,104	4,104	23,000	No
Receptor_270	726	717	(9)	4,104	4,104	23,000	No
Receptor_271	751	740	(11)	4,104	4,104	23,000	No
Receptor_272	779	767	(13)	4,104	4,104	23,000	No
Receptor_273	808	794	(14)	4,104	4,104	23,000	No
Receptor_274	837	822	(15)	4,104	4,104	23,000	No
Receptor_275	867	851	(16)	4,104	4,104	23,000	No

**Carbon Monoxide (CO) 1-Hr**

RECEPTOR ID	MAX CONCENTRATION (µg/m <sup>3</sup> )		INCREMENTAL DIFFERENCE				
	2016 WITHOUT PROJECT	2016 WITH PROJECT	PROJECT INCREASE	AMBIENT	TOTAL	THRESHOLD	EXCEEDS?
Receptor_276	898	882	(17)	4,104	4,104	23,000	No
Receptor_277	931	914	(17)	4,104	4,104	23,000	No
Receptor_278	965	947	(18)	4,104	4,104	23,000	No
Receptor_279	1,001	983	(18)	4,104	4,104	23,000	No
Receptor_280	1,041	1,022	(19)	4,104	4,104	23,000	No
Receptor_281	1,085	1,065	(20)	4,104	4,104	23,000	No
Receptor_282	1,136	1,115	(21)	4,104	4,104	23,000	No
Receptor_283	1,194	1,172	(23)	4,104	4,104	23,000	No
Receptor_284	1,264	1,238	(26)	4,104	4,104	23,000	No
Receptor_285	1,342	1,312	(30)	4,104	4,104	23,000	No
Receptor_286	1,380	1,353	(26)	4,104	4,104	23,000	No
Receptor_287	1,409	1,385	(24)	4,104	4,104	23,000	No
Receptor_288	1,440	1,418	(22)	4,104	4,104	23,000	No
Receptor_289	1,499	1,475	(24)	4,104	4,104	23,000	No
Receptor_290	1,601	1,570	(32)	4,104	4,104	23,000	No
Receptor_291	1,682	1,637	(45)	4,104	4,104	23,000	No
Receptor_292	1,637	1,577	(60)	4,104	4,104	23,000	No
Receptor_293	1,626	1,555	(71)	4,104	4,104	23,000	No
Receptor_294	1,539	1,464	(75)	4,104	4,104	23,000	No
Receptor_295	1,448	1,443	(5)	4,104	4,104	23,000	No
Receptor_296	1,454	1,448	(6)	4,104	4,104	23,000	No
Receptor_297	1,508	1,504	(4)	4,104	4,104	23,000	No
Receptor_298	1,598	1,590	(8)	4,104	4,104	23,000	No
Receptor_299	1,620	1,609	(10)	4,104	4,104	23,000	No
Receptor_300	1,506	1,502	(4)	4,104	4,104	23,000	No
Receptor_301	1,474	1,471	(3)	4,104	4,104	23,000	No
Receptor_302	1,450	1,451	1	4,104	4,105	23,000	No
Receptor_303	1,499	1,499	0	4,104	4,104	23,000	No
Receptor_304	1,522	1,521	(0)	4,104	4,104	23,000	No
Receptor_305	1,521	1,520	(0)	4,104	4,104	23,000	No
Receptor_306	1,508	1,508	(0)	4,104	4,104	23,000	No
Receptor_307	1,512	1,512	(0)	4,104	4,104	23,000	No
Receptor_308	1,507	1,507	0	4,104	4,104	23,000	No
Receptor_309	1,517	1,517	0	4,104	4,104	23,000	No
Receptor_310	1,524	1,524	0	4,104	4,104	23,000	No
Receptor_311	1,477	1,476	(0)	4,104	4,104	23,000	No
Receptor_312	1,393	1,392	(1)	4,104	4,104	23,000	No
Receptor_313	1,301	1,300	(1)	4,104	4,104	23,000	No
Receptor_314	1,211	1,210	(1)	4,104	4,104	23,000	No
Receptor_315	1,127	1,126	(1)	4,104	4,104	23,000	No
Receptor_316	1,050	1,049	(1)	4,104	4,104	23,000	No
Receptor_317	985	984	(1)	4,104	4,104	23,000	No
Receptor_318	938	938	(1)	4,104	4,104	23,000	No
Receptor_319	896	896	(1)	4,104	4,104	23,000	No
Receptor_320	856	856	1	4,104	4,105	23,000	No
Receptor_321	817	822	5	4,104	4,109	23,000	No
Receptor_322	775	780	5	4,104	4,109	23,000	No
Receptor_323	734	739	5	4,104	4,109	23,000	No
Receptor_324	718	718	(1)	4,104	4,104	23,000	No
Receptor_325	715	714	(0)	4,104	4,104	23,000	No
Receptor_326	709	708	(0)	4,104	4,104	23,000	No
Receptor_327	1,135	1,135	(0)	4,104	4,104	23,000	No

**Carbon Monoxide (CO) 8-Hr**

RECEPTOR ID	MAX CONCENTRATION (µg/m <sup>3</sup> )		INCREMENTAL DIFFERENCE				
	2016 WITHOUT PROJECT	2016 WITH PROJECT	PROJECT INCREASE	AMBIENT	TOTAL	THRESHOLD	EXCEEDS?
Receptor_1	210	210	0	2,884	2,884	10,000	No
Receptor_2	207	208	0	2,884	2,884	10,000	No
Receptor_3	204	204	0	2,884	2,885	10,000	No
Receptor_4	200	200	0	2,884	2,885	10,000	No
Receptor_5	208	206	(1)	2,884	2,884	10,000	No
Receptor_6	221	221	(0)	2,884	2,884	10,000	No
Receptor_7	232	232	(0)	2,884	2,884	10,000	No
Receptor_8	238	238	0	2,884	2,884	10,000	No
Receptor_9	239	239	0	2,884	2,884	10,000	No
Receptor_10	236	236	0	2,884	2,884	10,000	No
Receptor_11	231	231	0	2,884	2,884	10,000	No
Receptor_12	225	225	0	2,884	2,885	10,000	No
Receptor_13	220	220	0	2,884	2,885	10,000	No
Receptor_14	216	217	1	2,884	2,885	10,000	No
Receptor_15	217	217	0	2,884	2,884	10,000	No
Receptor_16	222	222	0	2,884	2,884	10,000	No
Receptor_17	230	230	0	2,884	2,884	10,000	No
Receptor_18	237	237	0	2,884	2,884	10,000	No
Receptor_19	243	243	0	2,884	2,885	10,000	No
Receptor_20	247	247	0	2,884	2,885	10,000	No
Receptor_21	248	249	0	2,884	2,885	10,000	No
Receptor_22	249	249	0	2,884	2,885	10,000	No
Receptor_23	247	248	0	2,884	2,885	10,000	No
Receptor_24	244	245	1	2,884	2,885	10,000	No
Receptor_25	240	241	1	2,884	2,885	10,000	No
Receptor_26	235	235	1	2,884	2,885	10,000	No
Receptor_27	228	229	1	2,884	2,885	10,000	No
Receptor_28	221	221	1	2,884	2,885	10,000	No
Receptor_29	228	228	1	2,884	2,885	10,000	No
Receptor_30	235	235	1	2,884	2,885	10,000	No
Receptor_31	242	243	1	2,884	2,885	10,000	No
Receptor_32	239	240	1	2,884	2,885	10,000	No
Receptor_33	245	246	1	2,884	2,885	10,000	No
Receptor_34	251	252	1	2,884	2,885	10,000	No
Receptor_35	254	255	1	2,884	2,885	10,000	No
Receptor_36	256	257	1	2,884	2,885	10,000	No
Receptor_37	256	257	1	2,884	2,885	10,000	No
Receptor_38	255	256	1	2,884	2,885	10,000	No
Receptor_39	252	253	1	2,884	2,885	10,000	No
Receptor_40	266	268	1	2,884	2,885	10,000	No
Receptor_41	271	272	1	2,884	2,885	10,000	No
Receptor_42	275	277	1	2,884	2,885	10,000	No
Receptor_43	263	265	1	2,884	2,885	10,000	No
Receptor_44	258	260	1	2,884	2,886	10,000	No
Receptor_45	252	254	1	2,884	2,886	10,000	No
Receptor_46	275	277	1	2,884	2,886	10,000	No
Receptor_47	300	301	1	2,884	2,886	10,000	No
Receptor_48	291	292	1	2,884	2,886	10,000	No
Receptor_49	307	309	1	2,884	2,886	10,000	No
Receptor_50	311	313	1	2,884	2,886	10,000	No
Receptor_51	297	299	2	2,884	2,886	10,000	No
Receptor_52	297	297	(0)	2,884	2,884	10,000	No
Receptor_53	289	289	(0)	2,884	2,884	10,000	No
Receptor_54	285	285	(0)	2,884	2,884	10,000	No
Receptor_55	274	274	(0)	2,884	2,884	10,000	No

**Carbon Monoxide (CO) 8-Hr**

RECEPTOR ID	MAX CONCENTRATION (µg/m <sup>3</sup> )		INCREMENTAL DIFFERENCE				
	2016 WITHOUT PROJECT	2016 WITH PROJECT	PROJECT INCREASE	AMBIENT	TOTAL	THRESHOLD	EXCEEDS?
Receptor_56	284	284	(0)	2,884	2,884	10,000	No
Receptor_57	300	300	(0)	2,884	2,884	10,000	No
Receptor_58	317	316	(0)	2,884	2,884	10,000	No
Receptor_59	312	312	(0)	2,884	2,884	10,000	No
Receptor_60	338	338	(0)	2,884	2,884	10,000	No
Receptor_61	366	366	(0)	2,884	2,884	10,000	No
Receptor_62	397	397	(0)	2,884	2,884	10,000	No
Receptor_63	432	432	(0)	2,884	2,884	10,000	No
Receptor_64	470	470	(0)	2,884	2,884	10,000	No
Receptor_65	501	500	(0)	2,884	2,884	10,000	No
Receptor_66	529	528	(0)	2,884	2,884	10,000	No
Receptor_67	552	552	(1)	2,884	2,884	10,000	No
Receptor_68	570	569	(1)	2,884	2,884	10,000	No
Receptor_69	614	613	(1)	2,884	2,884	10,000	No
Receptor_70	589	588	(1)	2,884	2,884	10,000	No
Receptor_71	555	554	(1)	2,884	2,884	10,000	No
Receptor_72	517	516	(0)	2,884	2,884	10,000	No
Receptor_73	480	480	(0)	2,884	2,884	10,000	No
Receptor_74	447	447	0	2,884	2,884	10,000	No
Receptor_75	417	417	1	2,884	2,885	10,000	No
Receptor_76	448	449	1	2,884	2,886	10,000	No
Receptor_77	432	433	2	2,884	2,886	10,000	No
Receptor_78	416	418	2	2,884	2,886	10,000	No
Receptor_79	443	444	2	2,884	2,886	10,000	No
Receptor_80	470	472	2	2,884	2,886	10,000	No
Receptor_81	499	501	2	2,884	2,886	10,000	No
Receptor_82	467	470	2	2,884	2,887	10,000	No
Receptor_83	438	440	3	2,884	2,887	10,000	No
Receptor_84	414	417	3	2,884	2,887	10,000	No
Receptor_85	392	395	2	2,884	2,887	10,000	No
Receptor_86	371	373	2	2,884	2,887	10,000	No
Receptor_87	351	353	3	2,884	2,887	10,000	No
Receptor_88	330	334	3	2,884	2,887	10,000	No
Receptor_89	310	313	4	2,884	2,888	10,000	No
Receptor_90	285	288	4	2,884	2,888	10,000	No
Receptor_91	262	266	3	2,884	2,888	10,000	No
Receptor_92	243	246	3	2,884	2,887	10,000	No
Receptor_93	241	243	1	2,884	2,885	10,000	No
Receptor_94	245	242	(4)	2,884	2,884	10,000	No
Receptor_95	254	250	(4)	2,884	2,884	10,000	No
Receptor_96	263	259	(4)	2,884	2,884	10,000	No
Receptor_97	270	266	(4)	2,884	2,884	10,000	No
Receptor_98	291	287	(4)	2,884	2,884	10,000	No
Receptor_99	314	310	(4)	2,884	2,884	10,000	No
Receptor_100	340	336	(5)	2,884	2,884	10,000	No
Receptor_101	346	341	(5)	2,884	2,884	10,000	No
Receptor_102	349	344	(5)	2,884	2,884	10,000	No
Receptor_103	350	345	(5)	2,884	2,884	10,000	No
Receptor_104	349	344	(5)	2,884	2,884	10,000	No
Receptor_105	346	342	(4)	2,884	2,884	10,000	No
Receptor_106	364	359	(5)	2,884	2,884	10,000	No
Receptor_107	383	378	(5)	2,884	2,884	10,000	No
Receptor_108	378	373	(4)	2,884	2,884	10,000	No
Receptor_109	362	358	(3)	2,884	2,884	10,000	No
Receptor_110	346	344	(2)	2,884	2,884	10,000	No



**Carbon Monoxide (CO) 8-Hr**

RECEPTOR ID	MAX CONCENTRATION (µg/m <sup>3</sup> )		INCREMENTAL DIFFERENCE				
	2016 WITHOUT PROJECT	2016 WITH PROJECT	PROJECT INCREASE	AMBIENT	TOTAL	THRESHOLD	EXCEEDS?
Receptor_111	328	327	(2)	2,884	2,884	10,000	No
Receptor_112	320	321	1	2,884	2,885	10,000	No
Receptor_113	309	312	3	2,884	2,888	10,000	No
Receptor_114	297	303	5	2,884	2,889	10,000	No
Receptor_115	286	292	6	2,884	2,890	10,000	No
Receptor_116	275	281	6	2,884	2,890	10,000	No
Receptor_117	289	296	8	2,884	2,892	10,000	No
Receptor_118	317	314	(3)	2,884	2,884	10,000	No
Receptor_119	351	349	(2)	2,884	2,884	10,000	No
Receptor_120	391	390	(1)	2,884	2,884	10,000	No
Receptor_121	409	410	0	2,884	2,884	10,000	No
Receptor_122	426	429	2	2,884	2,887	10,000	No
Receptor_123	415	418	3	2,884	2,887	10,000	No
Receptor_124	403	407	3	2,884	2,888	10,000	No
Receptor_125	436	448	11	2,884	2,896	10,000	No
Receptor_126	423	434	12	2,884	2,896	10,000	No
Receptor_127	387	392	5	2,884	2,890	10,000	No
Receptor_128	355	357	2	2,884	2,886	10,000	No
Receptor_129	336	335	(1)	2,884	2,884	10,000	No
Receptor_130	330	329	(0)	2,884	2,884	10,000	No
Receptor_131	323	323	0	2,884	2,885	10,000	No
Receptor_132	304	303	(0)	2,884	2,884	10,000	No
Receptor_133	286	285	(1)	2,884	2,884	10,000	No
Receptor_134	270	269	(1)	2,884	2,884	10,000	No
Receptor_135	256	254	(2)	2,884	2,884	10,000	No
Receptor_136	243	241	(2)	2,884	2,884	10,000	No
Receptor_137	231	229	(2)	2,884	2,884	10,000	No
Receptor_138	239	237	(1)	2,884	2,884	10,000	No
Receptor_139	245	245	(1)	2,884	2,884	10,000	No
Receptor_140	244	244	(0)	2,884	2,884	10,000	No
Receptor_141	254	255	0	2,884	2,884	10,000	No
Receptor_142	250	251	0	2,884	2,884	10,000	No
Receptor_143	262	263	1	2,884	2,885	10,000	No
Receptor_144	273	274	1	2,884	2,886	10,000	No
Receptor_145	283	285	2	2,884	2,886	10,000	No
Receptor_146	276	277	1	2,884	2,885	10,000	No
Receptor_147	269	270	1	2,884	2,885	10,000	No
Receptor_148	266	266	1	2,884	2,885	10,000	No
Receptor_149	275	275	0	2,884	2,885	10,000	No
Receptor_150	284	284	0	2,884	2,884	10,000	No
Receptor_151	294	294	(0)	2,884	2,884	10,000	No
Receptor_152	306	305	(1)	2,884	2,884	10,000	No
Receptor_153	321	319	(1)	2,884	2,884	10,000	No
Receptor_154	329	328	(1)	2,884	2,884	10,000	No
Receptor_155	321	320	(1)	2,884	2,884	10,000	No
Receptor_156	314	313	(0)	2,884	2,884	10,000	No
Receptor_157	318	318	0	2,884	2,884	10,000	No
Receptor_158	331	331	(1)	2,884	2,884	10,000	No
Receptor_159	338	337	(0)	2,884	2,884	10,000	No
Receptor_160	342	342	(0)	2,884	2,884	10,000	No
Receptor_161	348	350	2	2,884	2,886	10,000	No
Receptor_162	356	362	6	2,884	2,890	10,000	No
Receptor_163	367	376	9	2,884	2,893	10,000	No
Receptor_164	382	393	11	2,884	2,895	10,000	No
Receptor_165	400	412	13	2,884	2,897	10,000	No

**Carbon Monoxide (CO) 8-Hr**

RECEPTOR ID	MAX CONCENTRATION (µg/m <sup>3</sup> )		INCREMENTAL DIFFERENCE				
	2016 WITHOUT PROJECT	2016 WITH PROJECT	PROJECT INCREASE	AMBIENT	TOTAL	THRESHOLD	EXCEEDS?
Receptor_166	421	436	15	2,884	2,900	10,000	No
Receptor_167	446	465	19	2,884	2,903	10,000	No
Receptor_168	477	501	25	2,884	2,909	10,000	No
Receptor_169	499	529	29	2,884	2,914	10,000	No
Receptor_170	496	514	18	2,884	2,902	10,000	No
Receptor_171	475	480	5	2,884	2,889	10,000	No
Receptor_172	454	453	(0)	2,884	2,884	10,000	No
Receptor_173	451	445	(6)	2,884	2,884	10,000	No
Receptor_174	449	444	(6)	2,884	2,884	10,000	No
Receptor_175	445	440	(5)	2,884	2,884	10,000	No
Receptor_176	441	435	(5)	2,884	2,884	10,000	No
Receptor_177	435	430	(5)	2,884	2,884	10,000	No
Receptor_178	430	425	(4)	2,884	2,884	10,000	No
Receptor_179	424	420	(4)	2,884	2,884	10,000	No
Receptor_180	419	415	(4)	2,884	2,884	10,000	No
Receptor_181	414	411	(4)	2,884	2,884	10,000	No
Receptor_182	411	407	(3)	2,884	2,884	10,000	No
Receptor_183	407	404	(3)	2,884	2,884	10,000	No
Receptor_184	404	401	(3)	2,884	2,884	10,000	No
Receptor_185	400	397	(3)	2,884	2,884	10,000	No
Receptor_186	394	391	(3)	2,884	2,884	10,000	No
Receptor_187	385	383	(2)	2,884	2,884	10,000	No
Receptor_188	373	371	(2)	2,884	2,884	10,000	No
Receptor_189	359	357	(2)	2,884	2,884	10,000	No
Receptor_190	353	353	0	2,884	2,885	10,000	No
Receptor_191	329	329	1	2,884	2,885	10,000	No
Receptor_192	308	309	1	2,884	2,885	10,000	No
Receptor_193	294	293	(2)	2,884	2,884	10,000	No
Receptor_194	283	282	(1)	2,884	2,884	10,000	No
Receptor_195	271	270	(1)	2,884	2,884	10,000	No
Receptor_196	260	259	(1)	2,884	2,884	10,000	No
Receptor_197	250	250	(1)	2,884	2,884	10,000	No
Receptor_198	241	240	(1)	2,884	2,884	10,000	No
Receptor_199	232	231	(1)	2,884	2,884	10,000	No
Receptor_200	226	226	(1)	2,884	2,884	10,000	No
Receptor_201	221	221	(0)	2,884	2,884	10,000	No
Receptor_202	216	216	(0)	2,884	2,884	10,000	No
Receptor_203	210	209	(1)	2,884	2,884	10,000	No
Receptor_204	204	203	(1)	2,884	2,884	10,000	No
Receptor_205	198	197	(1)	2,884	2,884	10,000	No
Receptor_206	194	194	0	2,884	2,885	10,000	No
Receptor_207	190	192	1	2,884	2,886	10,000	No
Receptor_208	188	189	1	2,884	2,885	10,000	No
Receptor_209	191	192	1	2,884	2,885	10,000	No
Receptor_210	200	201	1	2,884	2,885	10,000	No
Receptor_211	209	210	1	2,884	2,885	10,000	No
Receptor_212	219	220	1	2,884	2,885	10,000	No
Receptor_213	230	231	1	2,884	2,885	10,000	No
Receptor_214	241	242	1	2,884	2,885	10,000	No
Receptor_215	252	252	0	2,884	2,885	10,000	No
Receptor_216	263	263	0	2,884	2,885	10,000	No
Receptor_217	276	276	0	2,884	2,885	10,000	No
Receptor_218	283	283	0	2,884	2,885	10,000	No
Receptor_219	298	298	0	2,884	2,885	10,000	No
Receptor_220	314	315	0	2,884	2,885	10,000	No

**Carbon Monoxide (CO) 8-Hr**

RECEPTOR ID	MAX CONCENTRATION (µg/m <sup>3</sup> )		INCREMENTAL DIFFERENCE				
	2016 WITHOUT PROJECT	2016 WITH PROJECT	PROJECT INCREASE	AMBIENT	TOTAL	THRESHOLD	EXCEEDS?
Receptor_221	326	327	0	2,884	2,885	10,000	No
Receptor_222	335	336	0	2,884	2,885	10,000	No
Receptor_223	343	343	0	2,884	2,885	10,000	No
Receptor_224	347	347	0	2,884	2,885	10,000	No
Receptor_225	350	350	0	2,884	2,885	10,000	No
Receptor_226	328	329	1	2,884	2,885	10,000	No
Receptor_227	382	382	0	2,884	2,884	10,000	No
Receptor_228	424	424	0	2,884	2,884	10,000	No
Receptor_229	478	478	(0)	2,884	2,884	10,000	No
Receptor_230	473	473	(0)	2,884	2,884	10,000	No
Receptor_231	463	463	(0)	2,884	2,884	10,000	No
Receptor_232	515	515	(0)	2,884	2,884	10,000	No
Receptor_233	578	578	(0)	2,884	2,884	10,000	No
Receptor_234	655	655	(0)	2,884	2,884	10,000	No
Receptor_235	718	718	(0)	2,884	2,884	10,000	No
Receptor_236	818	818	(0)	2,884	2,884	10,000	No
Receptor_237	668	667	(0)	2,884	2,884	10,000	No
Receptor_238	553	552	(0)	2,884	2,884	10,000	No
Receptor_239	484	484	(0)	2,884	2,884	10,000	No
Receptor_240	473	472	(0)	2,884	2,884	10,000	No
Receptor_241	414	414	(0)	2,884	2,884	10,000	No
Receptor_242	370	370	(0)	2,884	2,884	10,000	No
Receptor_243	337	336	(0)	2,884	2,884	10,000	No
Receptor_244	309	309	(0)	2,884	2,884	10,000	No
Receptor_245	277	277	(0)	2,884	2,884	10,000	No
Receptor_246	260	261	1	2,884	2,885	10,000	No
Receptor_247	259	259	1	2,884	2,885	10,000	No
Receptor_248	252	252	1	2,884	2,885	10,000	No
Receptor_249	240	240	1	2,884	2,885	10,000	No
Receptor_250	225	225	1	2,884	2,885	10,000	No
Receptor_251	212	212	0	2,884	2,884	10,000	No
Receptor_252	207	207	0	2,884	2,884	10,000	No
Receptor_253	215	215	0	2,884	2,884	10,000	No
Receptor_254	224	224	0	2,884	2,884	10,000	No
Receptor_255	234	234	0	2,884	2,884	10,000	No
Receptor_256	242	242	0	2,884	2,884	10,000	No
Receptor_257	249	250	0	2,884	2,884	10,000	No
Receptor_258	262	262	0	2,884	2,884	10,000	No
Receptor_259	253	254	0	2,884	2,884	10,000	No
Receptor_260	242	242	0	2,884	2,884	10,000	No
Receptor_261	249	249	0	2,884	2,884	10,000	No
Receptor_262	257	257	0	2,884	2,884	10,000	No
Receptor_263	242	242	0	2,884	2,884	10,000	No
Receptor_264	227	227	0	2,884	2,884	10,000	No
Receptor_265	212	213	0	2,884	2,884	10,000	No
Receptor_266	200	200	0	2,884	2,884	10,000	No
Receptor_267	205	205	0	2,884	2,884	10,000	No
Receptor_268	210	210	(0)	2,884	2,884	10,000	No
Receptor_269	215	215	(0)	2,884	2,884	10,000	No
Receptor_270	218	218	(0)	2,884	2,884	10,000	No
Receptor_271	222	222	(0)	2,884	2,884	10,000	No
Receptor_272	236	233	(2)	2,884	2,884	10,000	No
Receptor_273	248	246	(2)	2,884	2,884	10,000	No
Receptor_274	260	257	(2)	2,884	2,884	10,000	No
Receptor_275	271	269	(2)	2,884	2,884	10,000	No

**Carbon Monoxide (CO) 8-Hr**

RECEPTOR ID	MAX CONCENTRATION (µg/m <sup>3</sup> )		INCREMENTAL DIFFERENCE				
	2016 WITHOUT PROJECT	2016 WITH PROJECT	PROJECT INCREASE	AMBIENT	TOTAL	THRESHOLD	EXCEEDS?
Receptor_276	283	280	(3)	2,884	2,884	10,000	No
Receptor_277	294	291	(3)	2,884	2,884	10,000	No
Receptor_278	306	303	(3)	2,884	2,884	10,000	No
Receptor_279	319	316	(3)	2,884	2,884	10,000	No
Receptor_280	334	330	(4)	2,884	2,884	10,000	No
Receptor_281	350	346	(4)	2,884	2,884	10,000	No
Receptor_282	368	364	(5)	2,884	2,884	10,000	No
Receptor_283	387	381	(5)	2,884	2,884	10,000	No
Receptor_284	406	400	(6)	2,884	2,884	10,000	No
Receptor_285	427	421	(7)	2,884	2,884	10,000	No
Receptor_286	453	447	(6)	2,884	2,884	10,000	No
Receptor_287	476	470	(6)	2,884	2,884	10,000	No
Receptor_288	503	498	(5)	2,884	2,884	10,000	No
Receptor_289	520	514	(6)	2,884	2,884	10,000	No
Receptor_290	527	519	(8)	2,884	2,884	10,000	No
Receptor_291	535	525	(10)	2,884	2,884	10,000	No
Receptor_292	536	523	(13)	2,884	2,884	10,000	No
Receptor_293	572	556	(16)	2,884	2,884	10,000	No
Receptor_294	609	591	(19)	2,884	2,884	10,000	No
Receptor_295	644	624	(20)	2,884	2,884	10,000	No
Receptor_296	672	652	(21)	2,884	2,884	10,000	No
Receptor_297	695	674	(22)	2,884	2,884	10,000	No
Receptor_298	707	685	(23)	2,884	2,884	10,000	No
Receptor_299	706	683	(24)	2,884	2,884	10,000	No
Receptor_300	691	666	(25)	2,884	2,884	10,000	No
Receptor_301	671	670	(1)	2,884	2,884	10,000	No
Receptor_302	683	681	(2)	2,884	2,884	10,000	No
Receptor_303	672	670	(2)	2,884	2,884	10,000	No
Receptor_304	655	653	(2)	2,884	2,884	10,000	No
Receptor_305	639	638	(1)	2,884	2,884	10,000	No
Receptor_306	628	627	(1)	2,884	2,884	10,000	No
Receptor_307	626	625	(1)	2,884	2,884	10,000	No
Receptor_308	622	622	(0)	2,884	2,884	10,000	No
Receptor_309	615	614	(0)	2,884	2,884	10,000	No
Receptor_310	589	589	(0)	2,884	2,884	10,000	No
Receptor_311	545	545	(0)	2,884	2,884	10,000	No
Receptor_312	495	494	(0)	2,884	2,884	10,000	No
Receptor_313	444	444	(0)	2,884	2,884	10,000	No
Receptor_314	396	395	(0)	2,884	2,884	10,000	No
Receptor_315	352	352	0	2,884	2,884	10,000	No
Receptor_316	333	333	(0)	2,884	2,884	10,000	No
Receptor_317	322	322	(0)	2,884	2,884	10,000	No
Receptor_318	310	310	0	2,884	2,884	10,000	No
Receptor_319	299	299	0	2,884	2,884	10,000	No
Receptor_320	289	289	0	2,884	2,884	10,000	No
Receptor_321	278	278	0	2,884	2,884	10,000	No
Receptor_322	266	267	0	2,884	2,884	10,000	No
Receptor_323	255	255	0	2,884	2,884	10,000	No
Receptor_324	243	243	0	2,884	2,884	10,000	No
Receptor_325	231	231	0	2,884	2,884	10,000	No
Receptor_326	220	220	0	2,884	2,884	10,000	No
Receptor_327	484	478	(6)	2,884	2,884	10,000	No

# **Nitrogen Dioxide (NO<sub>2</sub>) 1-Hour CAAQS**

RECEPTOR ID	MAX CONCENTRATION (µg/m <sup>3</sup> )		INCREMENTAL DIFFERENCE				
	2016 WITHOUT PROJECT	2016 WITH PROJECT	PROJECT INCREASE	AMBIENT	TOTAL	THRESHOLD	EXCEEDS?
Receptor_1	118	118	0	184	184	339	No
Receptor_2	121	121	0	184	184	339	No
Receptor_3	122	123	0	184	184	339	No
Receptor_4	122	122	0	184	184	339	No
Receptor_5	125	125	0	184	184	339	No
Receptor_6	127	127	0	184	184	339	No
Receptor_7	127	128	0	184	184	339	No
Receptor_8	126	126	0	184	184	339	No
Receptor_9	124	124	0	184	184	339	No
Receptor_10	121	121	0	184	184	339	No
Receptor_11	121	121	0	184	184	339	No
Receptor_12	121	121	0	184	184	339	No
Receptor_13	120	120	0	184	184	339	No
Receptor_14	119	119	0	184	184	339	No
Receptor_15	118	118	0	184	184	339	No
Receptor_16	121	120	(1)	184	184	339	No
Receptor_17	126	125	(1)	184	184	339	No
Receptor_18	131	129	(2)	184	184	339	No
Receptor_19	134	132	(3)	184	184	339	No
Receptor_20	136	133	(3)	184	184	339	No
Receptor_21	136	133	(3)	184	184	339	No
Receptor_22	135	134	(1)	184	184	339	No
Receptor_23	135	134	(1)	184	184	339	No
Receptor_24	133	132	(1)	184	184	339	No
Receptor_25	128	127	(1)	184	184	339	No
Receptor_26	124	124	0	184	184	339	No
Receptor_27	125	125	0	184	184	339	No
Receptor_28	125	125	(0)	184	184	339	No
Receptor_29	126	126	0	184	184	339	No
Receptor_30	127	127	(0)	184	184	339	No
Receptor_31	127	127	0	184	184	339	No
Receptor_32	128	128	(0)	184	184	339	No
Receptor_33	129	129	(0)	184	184	339	No
Receptor_34	130	130	(0)	184	184	339	No
Receptor_35	131	131	(0)	184	184	339	No
Receptor_36	131	131	(0)	184	184	339	No
Receptor_37	130	130	(0)	184	184	339	No
Receptor_38	130	129	(1)	184	184	339	No
Receptor_39	132	130	(2)	184	184	339	No
Receptor_40	133	131	(2)	184	184	339	No
Receptor_41	135	133	(2)	184	184	339	No
Receptor_42	136	134	(2)	184	184	339	No
Receptor_43	136	134	(2)	184	184	339	No
Receptor_44	136	135	(1)	184	184	339	No
Receptor_45	137	136	(1)	184	184	339	No
Receptor_46	138	137	(1)	184	184	339	No
Receptor_47	140	138	(2)	184	184	339	No
Receptor_48	140	139	(1)	184	184	339	No
Receptor_49	142	140	(2)	184	184	339	No
Receptor_50	143	142	(1)	184	184	339	No
Receptor_51	144	143	(1)	184	184	339	No
Receptor_52	144	143	(1)	184	184	339	No
Receptor_53	143	142	(1)	184	184	339	No
Receptor_54	141	141	(1)	184	184	339	No
Receptor_55	140	139	(1)	184	184	339	No

# **Nitrogen Dioxide (NO<sub>2</sub>) 1-Hour CAAQS**

RECEPTOR ID	MAX CONCENTRATION (µg/m <sup>3</sup> )		INCREMENTAL DIFFERENCE				
	2016 WITHOUT PROJECT	2016 WITH PROJECT	PROJECT INCREASE	AMBIENT	TOTAL	THRESHOLD	EXCEEDS?
Receptor_56	140	139	(1)	184	184	339	No
Receptor_57	141	140	(1)	184	184	339	No
Receptor_58	142	142	(1)	184	184	339	No
Receptor_59	144	143	(1)	184	184	339	No
Receptor_60	146	145	(1)	184	184	339	No
Receptor_61	148	147	(1)	184	184	339	No
Receptor_62	150	149	(1)	184	184	339	No
Receptor_63	152	152	(1)	184	184	339	No
Receptor_64	155	154	(1)	184	184	339	No
Receptor_65	156	156	(1)	184	184	339	No
Receptor_66	158	157	(1)	184	184	339	No
Receptor_67	160	159	(1)	184	184	339	No
Receptor_68	162	161	(1)	184	184	339	No
Receptor_69	165	164	(2)	184	184	339	No
Receptor_70	165	163	(1)	184	184	339	No
Receptor_71	164	163	(1)	184	184	339	No
Receptor_72	164	163	(1)	184	184	339	No
Receptor_73	162	161	(1)	184	184	339	No
Receptor_74	160	159	(1)	184	184	339	No
Receptor_75	155	155	(1)	184	184	339	No
Receptor_76	163	162	(1)	184	184	339	No
Receptor_77	160	159	(1)	184	184	339	No
Receptor_78	156	156	(0)	184	184	339	No
Receptor_79	164	163	(1)	184	184	339	No
Receptor_80	173	172	(1)	184	184	339	No
Receptor_81	182	181	(1)	184	184	339	No
Receptor_82	177	174	(2)	184	184	339	No
Receptor_83	175	170	(5)	184	184	339	No
Receptor_84	167	162	(5)	184	184	339	No
Receptor_85	159	154	(5)	184	184	339	No
Receptor_86	152	147	(5)	184	184	339	No
Receptor_87	153	149	(4)	184	184	339	No
Receptor_88	155	151	(4)	184	184	339	No
Receptor_89	155	152	(3)	184	184	339	No
Receptor_90	151	150	(1)	184	184	339	No
Receptor_91	148	147	(1)	184	184	339	No
Receptor_92	145	143	(2)	184	184	339	No
Receptor_93	148	145	(3)	184	184	339	No
Receptor_94	152	148	(3)	184	184	339	No
Receptor_95	155	151	(3)	184	184	339	No
Receptor_96	157	154	(3)	184	184	339	No
Receptor_97	160	157	(3)	184	184	339	No
Receptor_98	164	161	(3)	184	184	339	No
Receptor_99	169	165	(3)	184	184	339	No
Receptor_100	174	170	(4)	184	184	339	No
Receptor_101	177	173	(4)	184	184	339	No
Receptor_102	181	177	(4)	184	184	339	No
Receptor_103	185	180	(5)	184	184	339	No
Receptor_104	190	184	(6)	184	184	339	No
Receptor_105	196	189	(8)	184	184	339	No
Receptor_106	203	194	(9)	184	184	339	No
Receptor_107	210	200	(10)	184	184	339	No
Receptor_108	216	204	(12)	184	184	339	No
Receptor_109	218	204	(14)	184	184	339	No
Receptor_110	220	205	(16)	184	184	339	No

# **Nitrogen Dioxide (NO<sub>2</sub>) 1-Hour CAAQS**

RECEPTOR ID	MAX CONCENTRATION (µg/m <sup>3</sup> )		INCREMENTAL DIFFERENCE				
	2016 WITHOUT PROJECT	2016 WITH PROJECT	PROJECT INCREASE	AMBIENT	TOTAL	THRESHOLD	EXCEEDS?
Receptor_111	210	197	(13)	184	184	339	No
Receptor_112	222	205	(17)	184	184	339	No
Receptor_113	233	212	(20)	184	184	339	No
Receptor_114	239	220	(18)	184	184	339	No
Receptor_115	236	228	(9)	184	184	339	No
Receptor_116	225	232	7	184	192	339	No
Receptor_117	227	244	16	184	201	339	No
Receptor_118	228	258	30	184	214	339	No
Receptor_119	223	274	51	184	236	339	No
Receptor_120	212	294	83	184	267	339	No
Receptor_121	203	296	93	184	277	339	No
Receptor_122	210	283	72	184	257	339	No
Receptor_123	205	243	38	184	222	339	No
Receptor_124	199	217	19	184	203	339	No
Receptor_125	224	244	20	184	204	339	No
Receptor_126	222	230	8	184	192	339	No
Receptor_127	189	206	17	184	201	339	No
Receptor_128	181	189	8	184	192	339	No
Receptor_129	177	181	5	184	189	339	No
Receptor_130	174	180	6	184	190	339	No
Receptor_131	171	178	6	184	191	339	No
Receptor_132	166	171	5	184	189	339	No
Receptor_133	161	165	4	184	188	339	No
Receptor_134	157	161	4	184	188	339	No
Receptor_135	153	157	3	184	187	339	No
Receptor_136	150	153	3	184	187	339	No
Receptor_137	148	150	2	184	187	339	No
Receptor_138	148	151	3	184	187	339	No
Receptor_139	148	152	3	184	188	339	No
Receptor_140	147	150	3	184	188	339	No
Receptor_141	147	151	4	184	188	339	No
Receptor_142	145	149	4	184	188	339	No
Receptor_143	152	153	1	184	186	339	No
Receptor_144	153	156	3	184	187	339	No
Receptor_145	148	151	3	184	188	339	No
Receptor_146	147	148	1	184	186	339	No
Receptor_147	149	149	(0)	184	184	339	No
Receptor_148	151	151	(0)	184	184	339	No
Receptor_149	154	154	(0)	184	184	339	No
Receptor_150	157	157	(0)	184	184	339	No
Receptor_151	160	160	(0)	184	184	339	No
Receptor_152	164	164	(0)	184	184	339	No
Receptor_153	169	169	(0)	184	184	339	No
Receptor_154	164	164	(0)	184	184	339	No
Receptor_155	161	161	(0)	184	184	339	No
Receptor_156	159	159	(0)	184	184	339	No
Receptor_157	155	155	0	184	184	339	No
Receptor_158	165	165	(0)	184	184	339	No
Receptor_159	169	169	(0)	184	184	339	No
Receptor_160	167	167	(0)	184	184	339	No
Receptor_161	162	162	(0)	184	184	339	No
Receptor_162	156	156	1	184	185	339	No
Receptor_163	156	159	3	184	187	339	No
Receptor_164	158	161	4	184	188	339	No
Receptor_165	160	164	4	184	188	339	No

**Nitrogen Dioxide (NO<sub>2</sub>) 1-Hour CAAQS**

RECEPTOR ID	MAX CONCENTRATION (µg/m <sup>3</sup> )		INCREMENTAL DIFFERENCE				
	2016 WITHOUT PROJECT	2016 WITH PROJECT	PROJECT INCREASE	AMBIENT	TOTAL	THRESHOLD	EXCEEDS?
Receptor_166	167	170	3	184	187	339	No
Receptor_167	175	181	6	184	190	339	No
Receptor_168	183	198	15	184	199	339	No
Receptor_169	189	212	22	184	207	339	No
Receptor_170	184	208	23	184	208	339	No
Receptor_171	182	194	12	184	196	339	No
Receptor_172	175	179	4	184	188	339	No
Receptor_173	166	165	(1)	184	184	339	No
Receptor_174	163	164	1	184	185	339	No
Receptor_175	163	163	(0)	184	184	339	No
Receptor_176	167	167	(0)	184	184	339	No
Receptor_177	171	171	(0)	184	184	339	No
Receptor_178	175	175	(0)	184	184	339	No
Receptor_179	182	182	(0)	184	184	339	No
Receptor_180	187	187	(0)	184	184	339	No
Receptor_181	188	188	(0)	184	184	339	No
Receptor_182	188	188	(0)	184	184	339	No
Receptor_183	203	203	(0)	184	184	339	No
Receptor_184	215	215	(0)	184	184	339	No
Receptor_185	214	214	(0)	184	184	339	No
Receptor_186	195	195	(0)	184	184	339	No
Receptor_187	205	205	(0)	184	184	339	No
Receptor_188	226	226	(0)	184	184	339	No
Receptor_189	244	244	(0)	184	184	339	No
Receptor_190	249	249	(0)	184	184	339	No
Receptor_191	238	238	(0)	184	184	339	No
Receptor_192	226	226	(0)	184	184	339	No
Receptor_193	217	217	(0)	184	184	339	No
Receptor_194	208	208	(0)	184	184	339	No
Receptor_195	200	200	(0)	184	184	339	No
Receptor_196	195	195	(0)	184	184	339	No
Receptor_197	190	190	(0)	184	184	339	No
Receptor_198	186	186	(0)	184	184	339	No
Receptor_199	182	182	(0)	184	184	339	No
Receptor_200	179	179	(0)	184	184	339	No
Receptor_201	175	175	(0)	184	184	339	No
Receptor_202	176	176	(0)	184	184	339	No
Receptor_203	176	176	(0)	184	184	339	No
Receptor_204	174	174	(0)	184	184	339	No
Receptor_205	168	168	(0)	184	184	339	No
Receptor_206	160	160	(0)	184	184	339	No
Receptor_207	151	151	(0)	184	184	339	No
Receptor_208	142	142	(0)	184	184	339	No
Receptor_209	142	142	(0)	184	184	339	No
Receptor_210	151	151	(0)	184	184	339	No
Receptor_211	162	162	(0)	184	184	339	No
Receptor_212	176	176	(0)	184	184	339	No
Receptor_213	192	192	(0)	184	184	339	No
Receptor_214	212	212	(0)	184	184	339	No
Receptor_215	233	233	(0)	184	184	339	No
Receptor_216	252	252	(0)	184	184	339	No
Receptor_217	250	250	(0)	184	184	339	No
Receptor_218	242	242	(0)	184	184	339	No
Receptor_219	254	254	(0)	184	184	339	No
Receptor_220	260	260	(0)	184	184	339	No



# **Nitrogen Dioxide (NO<sub>2</sub>) 1-Hour CAAQS**

RECEPTOR ID	MAX CONCENTRATION (µg/m <sup>3</sup> )		INCREMENTAL DIFFERENCE				
	2016 WITHOUT PROJECT	2016 WITH PROJECT	PROJECT INCREASE	AMBIENT	TOTAL	THRESHOLD	EXCEEDS?
Receptor_221	254	254	(0)	184	184	339	No
Receptor_222	238	238	(0)	184	184	339	No
Receptor_223	224	224	(0)	184	184	339	No
Receptor_224	230	230	(0)	184	184	339	No
Receptor_225	247	247	(0)	184	184	339	No
Receptor_226	238	238	(0)	184	184	339	No
Receptor_227	263	263	(0)	184	184	339	No
Receptor_228	279	279	(0)	184	184	339	No
Receptor_229	294	294	(0)	184	184	339	No
Receptor_230	313	313	(0)	184	184	339	No
Receptor_231	337	337	(0)	184	184	339	No
Receptor_232	394	394	(0)	184	184	339	No
Receptor_233	474	474	(0)	184	184	339	No
Receptor_234	591	591	(0)	184	184	339	No
Receptor_235	541	540	(0)	184	184	339	No
Receptor_236	818	818	(0)	184	184	339	No
Receptor_237	727	727	(0)	184	184	339	No
Receptor_238	525	524	(0)	184	184	339	No
Receptor_239	367	367	(0)	184	184	339	No
Receptor_240	340	339	(1)	184	184	339	No
Receptor_241	287	286	(1)	184	184	339	No
Receptor_242	249	248	(1)	184	184	339	No
Receptor_243	220	219	(1)	184	184	339	No
Receptor_244	198	197	(1)	184	184	339	No
Receptor_245	174	173	(0)	184	184	339	No
Receptor_246	179	179	(0)	184	184	339	No
Receptor_247	179	179	(0)	184	184	339	No
Receptor_248	191	191	(0)	184	184	339	No
Receptor_249	195	194	(0)	184	184	339	No
Receptor_250	223	223	0	184	184	339	No
Receptor_251	230	230	(0)	184	184	339	No
Receptor_252	217	217	(0)	184	184	339	No
Receptor_253	217	217	(0)	184	184	339	No
Receptor_254	215	215	(0)	184	184	339	No
Receptor_255	209	209	(0)	184	184	339	No
Receptor_256	236	236	(0)	184	184	339	No
Receptor_257	265	265	(0)	184	184	339	No
Receptor_258	267	267	(0)	184	184	339	No
Receptor_259	233	233	(0)	184	184	339	No
Receptor_260	206	206	0	184	185	339	No
Receptor_261	208	208	0	184	185	339	No
Receptor_262	209	209	0	184	185	339	No
Receptor_263	190	190	0	184	184	339	No
Receptor_264	173	174	1	184	185	339	No
Receptor_265	166	168	1	184	185	339	No
Receptor_266	161	162	1	184	185	339	No
Receptor_267	164	164	1	184	185	339	No
Receptor_268	167	168	1	184	185	339	No
Receptor_269	170	170	1	184	185	339	No
Receptor_270	169	170	1	184	185	339	No
Receptor_271	168	169	1	184	185	339	No
Receptor_272	166	167	1	184	185	339	No
Receptor_273	169	169	0	184	184	339	No
Receptor_274	170	170	0	184	185	339	No
Receptor_275	171	171	0	184	184	339	No

# **Nitrogen Dioxide (NO<sub>2</sub>) 1-Hour CAAQS**

RECEPTOR ID	MAX CONCENTRATION (µg/m <sup>3</sup> )		INCREMENTAL DIFFERENCE				
	2016 WITHOUT PROJECT	2016 WITH PROJECT	PROJECT INCREASE	AMBIENT	TOTAL	THRESHOLD	EXCEEDS?
Receptor_276	172	172	(0)	184	184	339	No
Receptor_277	174	174	(0)	184	184	339	No
Receptor_278	173	173	(0)	184	184	339	No
Receptor_279	173	173	0	184	184	339	No
Receptor_280	178	178	0	184	184	339	No
Receptor_281	180	180	0	184	184	339	No
Receptor_282	181	181	0	184	184	339	No
Receptor_283	181	181	0	184	184	339	No
Receptor_284	179	179	0	184	184	339	No
Receptor_285	177	177	0	184	184	339	No
Receptor_286	182	182	0	184	184	339	No
Receptor_287	185	185	0	184	184	339	No
Receptor_288	189	189	0	184	184	339	No
Receptor_289	186	186	(0)	184	184	339	No
Receptor_290	180	180	0	184	184	339	No
Receptor_291	174	174	0	184	184	339	No
Receptor_292	168	168	0	184	184	339	No
Receptor_293	164	165	0	184	184	339	No
Receptor_294	162	162	(0)	184	184	339	No
Receptor_295	159	159	(0)	184	184	339	No
Receptor_296	157	157	0	184	184	339	No
Receptor_297	156	155	(1)	184	184	339	No
Receptor_298	155	155	(1)	184	184	339	No
Receptor_299	154	153	(1)	184	184	339	No
Receptor_300	151	151	(1)	184	184	339	No
Receptor_301	148	148	(1)	184	184	339	No
Receptor_302	145	145	(0)	184	184	339	No
Receptor_303	142	143	1	184	185	339	No
Receptor_304	140	141	1	184	185	339	No
Receptor_305	138	139	1	184	185	339	No
Receptor_306	136	136	0	184	184	339	No
Receptor_307	135	135	0	184	184	339	No
Receptor_308	134	134	0	184	184	339	No
Receptor_309	133	133	0	184	184	339	No
Receptor_310	131	131	0	184	184	339	No
Receptor_311	129	129	0	184	184	339	No
Receptor_312	128	128	0	184	185	339	No
Receptor_313	127	127	0	184	185	339	No
Receptor_314	126	126	1	184	185	339	No
Receptor_315	125	126	1	184	185	339	No
Receptor_316	124	125	1	184	185	339	No
Receptor_317	123	124	1	184	185	339	No
Receptor_318	122	123	1	184	185	339	No
Receptor_319	121	122	1	184	185	339	No
Receptor_320	120	121	1	184	185	339	No
Receptor_321	120	120	0	184	185	339	No
Receptor_322	120	120	0	184	184	339	No
Receptor_323	119	119	0	184	184	339	No
Receptor_324	118	118	0	184	184	339	No
Receptor_325	118	118	0	184	184	339	No
Receptor_326	118	118	0	184	184	339	No
Receptor_327	204	190	(14)	184	184	339	No

**Nitrogen Dioxide (NO<sub>2</sub>) 1-Hour NAAQS**

RECEPTOR ID	MAX CONCENTRATION (µg/m <sup>3</sup> )		INCREMENTAL DIFFERENCE				
	2016 WITHOUT PROJECT	2016 WITH PROJECT	PROJECT INCREASE	AMBIENT	TOTAL	THRESHOLD	EXCEEDS?
Receptor_1	105	105	0	113	113	188	No
Receptor_2	106	106	0	113	113	188	No
Receptor_3	107	107	0	113	113	188	No
Receptor_4	109	109	(0)	113	113	188	No
Receptor_5	109	109	0	113	113	188	No
Receptor_6	109	109	(0)	113	113	188	No
Receptor_7	111	111	0	113	113	188	No
Receptor_8	111	111	0	113	113	188	No
Receptor_9	111	111	0	113	113	188	No
Receptor_10	111	111	0	113	113	188	No
Receptor_11	111	111	0	113	113	188	No
Receptor_12	110	110	0	113	113	188	No
Receptor_13	110	109	(0)	113	113	188	No
Receptor_14	111	111	0	113	113	188	No
Receptor_15	110	110	(0)	113	113	188	No
Receptor_16	112	112	0	113	113	188	No
Receptor_17	115	115	(0)	113	113	188	No
Receptor_18	116	116	(0)	113	113	188	No
Receptor_19	116	115	(1)	113	113	188	No
Receptor_20	115	114	(1)	113	113	188	No
Receptor_21	115	114	(1)	113	113	188	No
Receptor_22	116	116	0	113	113	188	No
Receptor_23	117	116	(1)	113	113	188	No
Receptor_24	118	117	(1)	113	113	188	No
Receptor_25	114	114	(1)	113	113	188	No
Receptor_26	113	112	(1)	113	113	188	No
Receptor_27	113	113	(1)	113	113	188	No
Receptor_28	113	112	(1)	113	113	188	No
Receptor_29	113	112	(1)	113	113	188	No
Receptor_30	114	113	(1)	113	113	188	No
Receptor_31	115	114	(1)	113	113	188	No
Receptor_32	115	115	(1)	113	113	188	No
Receptor_33	116	115	(1)	113	113	188	No
Receptor_34	117	116	(1)	113	113	188	No
Receptor_35	119	117	(1)	113	113	188	No
Receptor_36	119	119	(1)	113	113	188	No
Receptor_37	120	119	(1)	113	113	188	No
Receptor_38	121	119	(2)	113	113	188	No
Receptor_39	122	120	(2)	113	113	188	No
Receptor_40	123	122	(2)	113	113	188	No
Receptor_41	125	123	(2)	113	113	188	No
Receptor_42	126	124	(2)	113	113	188	No
Receptor_43	125	124	(2)	113	113	188	No
Receptor_44	126	124	(1)	113	113	188	No
Receptor_45	126	125	(1)	113	113	188	No
Receptor_46	128	127	(2)	113	113	188	No
Receptor_47	131	129	(2)	113	113	188	No
Receptor_48	131	129	(2)	113	113	188	No
Receptor_49	132	130	(2)	113	113	188	No
Receptor_50	134	132	(2)	113	113	188	No
Receptor_51	132	131	(1)	113	113	188	No
Receptor_52	131	129	(1)	113	113	188	No
Receptor_53	128	127	(1)	113	113	188	No
Receptor_54	125	124	(1)	113	113	188	No
Receptor_55	125	124	(1)	113	113	188	No

# **Nitrogen Dioxide (NO<sub>2</sub>) 1-Hour NAAQS**

RECEPTOR ID	MAX CONCENTRATION (µg/m <sup>3</sup> )		INCREMENTAL DIFFERENCE				
	2016 WITHOUT PROJECT	2016 WITH PROJECT	PROJECT INCREASE	AMBIENT	TOTAL	THRESHOLD	EXCEEDS?
Receptor_56	124	123	(1)	113	113	188	No
Receptor_57	125	124	(1)	113	113	188	No
Receptor_58	127	126	(1)	113	113	188	No
Receptor_59	128	127	(1)	113	113	188	No
Receptor_60	130	129	(1)	113	113	188	No
Receptor_61	132	131	(1)	113	113	188	No
Receptor_62	134	133	(1)	113	113	188	No
Receptor_63	136	135	(1)	113	113	188	No
Receptor_64	139	137	(2)	113	113	188	No
Receptor_65	140	138	(1)	113	113	188	No
Receptor_66	140	139	(1)	113	113	188	No
Receptor_67	141	139	(2)	113	113	188	No
Receptor_68	142	140	(2)	113	113	188	No
Receptor_69	146	144	(2)	113	113	188	No
Receptor_70	144	142	(2)	113	113	188	No
Receptor_71	143	142	(1)	113	113	188	No
Receptor_72	142	140	(2)	113	113	188	No
Receptor_73	141	139	(3)	113	113	188	No
Receptor_74	142	137	(4)	113	113	188	No
Receptor_75	143	139	(4)	113	113	188	No
Receptor_76	146	145	(1)	113	113	188	No
Receptor_77	147	145	(1)	113	113	188	No
Receptor_78	148	146	(1)	113	113	188	No
Receptor_79	151	150	(1)	113	113	188	No
Receptor_80	156	154	(2)	113	113	188	No
Receptor_81	161	159	(2)	113	113	188	No
Receptor_82	161	159	(2)	113	113	188	No
Receptor_83	159	158	(2)	113	113	188	No
Receptor_84	152	151	(1)	113	113	188	No
Receptor_85	146	146	(0)	113	113	188	No
Receptor_86	140	140	(0)	113	113	188	No
Receptor_87	138	137	(2)	113	113	188	No
Receptor_88	138	136	(2)	113	113	188	No
Receptor_89	136	135	(1)	113	113	188	No
Receptor_90	132	131	(1)	113	113	188	No
Receptor_91	128	128	(0)	113	113	188	No
Receptor_92	125	125	(0)	113	113	188	No
Receptor_93	127	126	(1)	113	113	188	No
Receptor_94	129	128	(1)	113	113	188	No
Receptor_95	130	129	(1)	113	113	188	No
Receptor_96	128	131	3	113	116	188	No
Receptor_97	130	132	2	113	115	188	No
Receptor_98	131	135	3	113	116	188	No
Receptor_99	139	137	(2)	113	113	188	No
Receptor_100	141	140	(2)	113	113	188	No
Receptor_101	143	142	(1)	113	113	188	No
Receptor_102	147	144	(3)	113	113	188	No
Receptor_103	145	145	1	113	113	188	No
Receptor_104	144	145	0	113	113	188	No
Receptor_105	146	144	(2)	113	113	188	No
Receptor_106	150	149	(1)	113	113	188	No
Receptor_107	155	154	(1)	113	113	188	No
Receptor_108	159	153	(7)	113	113	188	No
Receptor_109	154	148	(6)	113	113	188	No
Receptor_110	152	146	(6)	113	113	188	No

# **Nitrogen Dioxide (NO<sub>2</sub>) 1-Hour NAAQS**

RECEPTOR ID	MAX CONCENTRATION (µg/m <sup>3</sup> )		INCREMENTAL DIFFERENCE				
	2016 WITHOUT PROJECT	2016 WITH PROJECT	PROJECT INCREASE	AMBIENT	TOTAL	THRESHOLD	EXCEEDS?
Receptor_111	146	141	(5)	113	113	188	No
Receptor_112	148	144	(5)	113	113	188	No
Receptor_113	150	147	(3)	113	113	188	No
Receptor_114	148	148	0	113	113	188	No
Receptor_115	146	149	3	113	116	188	No
Receptor_116	142	149	7	113	120	188	No
Receptor_117	144	154	9	113	122	188	No
Receptor_118	147	160	13	113	126	188	No
Receptor_119	155	169	15	113	127	188	No
Receptor_120	170	183	14	113	126	188	No
Receptor_121	173	188	15	113	128	188	No
Receptor_122	176	191	15	113	128	188	No
Receptor_123	171	185	14	113	127	188	No
Receptor_124	167	181	15	113	128	188	No
Receptor_125	174	193	19	113	132	188	No
Receptor_126	169	187	18	113	131	188	No
Receptor_127	158	170	12	113	125	188	No
Receptor_128	151	159	7	113	120	188	No
Receptor_129	147	153	6	113	119	188	No
Receptor_130	144	150	6	113	119	188	No
Receptor_131	142	148	6	113	119	188	No
Receptor_132	138	141	3	113	116	188	No
Receptor_133	134	136	2	113	114	188	No
Receptor_134	131	133	1	113	114	188	No
Receptor_135	128	130	1	113	114	188	No
Receptor_136	126	127	1	113	114	188	No
Receptor_137	124	125	1	113	114	188	No
Receptor_138	126	127	1	113	114	188	No
Receptor_139	125	129	4	113	116	188	No
Receptor_140	126	129	3	113	116	188	No
Receptor_141	126	129	3	113	116	188	No
Receptor_142	127	128	1	113	114	188	No
Receptor_143	129	131	2	113	115	188	No
Receptor_144	131	133	2	113	115	188	No
Receptor_145	131	133	2	113	114	188	No
Receptor_146	132	132	(0)	113	113	188	No
Receptor_147	130	131	0	113	113	188	No
Receptor_148	129	132	3	113	115	188	No
Receptor_149	131	132	1	113	114	188	No
Receptor_150	133	135	2	113	114	188	No
Receptor_151	134	135	1	113	114	188	No
Receptor_152	138	139	2	113	114	188	No
Receptor_153	144	144	(0)	113	113	188	No
Receptor_154	144	144	(0)	113	113	188	No
Receptor_155	141	143	2	113	114	188	No
Receptor_156	138	139	1	113	114	188	No
Receptor_157	137	137	(0)	113	113	188	No
Receptor_158	141	141	(0)	113	113	188	No
Receptor_159	139	139	(0)	113	113	188	No
Receptor_160	138	138	0	113	113	188	No
Receptor_161	138	140	3	113	115	188	No
Receptor_162	139	141	2	113	115	188	No
Receptor_163	141	143	2	113	115	188	No
Receptor_164	143	146	3	113	116	188	No
Receptor_165	145	148	3	113	116	188	No

# **Nitrogen Dioxide (NO<sub>2</sub>) 1-Hour NAAQS**

RECEPTOR ID	MAX CONCENTRATION (µg/m <sup>3</sup> )		INCREMENTAL DIFFERENCE				
	2016 WITHOUT PROJECT	2016 WITH PROJECT	PROJECT INCREASE	AMBIENT	TOTAL	THRESHOLD	EXCEEDS?
Receptor_166	148	152	4	113	117	188	No
Receptor_167	151	163	12	113	125	188	No
Receptor_168	159	175	16	113	129	188	No
Receptor_169	163	181	17	113	130	188	No
Receptor_170	160	169	9	113	122	188	No
Receptor_171	150	156	6	113	118	188	No
Receptor_172	149	149	(0)	113	113	188	No
Receptor_173	152	152	(0)	113	113	188	No
Receptor_174	152	152	(0)	113	113	188	No
Receptor_175	154	154	(0)	113	113	188	No
Receptor_176	152	152	(0)	113	113	188	No
Receptor_177	150	149	(0)	113	113	188	No
Receptor_178	150	150	1	113	114	188	No
Receptor_179	150	150	(0)	113	113	188	No
Receptor_180	154	154	(0)	113	113	188	No
Receptor_181	158	158	-	113	113	188	No
Receptor_182	167	167	(0)	113	113	188	No
Receptor_183	165	165	(0)	113	113	188	No
Receptor_184	166	166	(0)	113	113	188	No
Receptor_185	173	173	(0)	113	113	188	No
Receptor_186	176	176	(0)	113	113	188	No
Receptor_187	179	179	-	113	113	188	No
Receptor_188	178	178	(0)	113	113	188	No
Receptor_189	180	180	-	113	113	188	No
Receptor_190	178	178	(0)	113	113	188	No
Receptor_191	170	170	(0)	113	113	188	No
Receptor_192	164	164	(0)	113	113	188	No
Receptor_193	159	159	(0)	113	113	188	No
Receptor_194	154	154	(0)	113	113	188	No
Receptor_195	148	148	(0)	113	113	188	No
Receptor_196	143	143	(0)	113	113	188	No
Receptor_197	138	138	(0)	113	113	188	No
Receptor_198	134	134	(0)	113	113	188	No
Receptor_199	132	132	1	113	113	188	No
Receptor_200	130	130	(0)	113	113	188	No
Receptor_201	128	128	(0)	113	113	188	No
Receptor_202	127	127	(0)	113	113	188	No
Receptor_203	129	129	(0)	113	113	188	No
Receptor_204	126	126	0	113	113	188	No
Receptor_205	124	124	(0)	113	113	188	No
Receptor_206	124	124	0	113	113	188	No
Receptor_207	124	124	0	113	113	188	No
Receptor_208	124	124	0	113	113	188	No
Receptor_209	123	123	(0)	113	113	188	No
Receptor_210	123	123	0	113	113	188	No
Receptor_211	125	125	0	113	113	188	No
Receptor_212	128	128	0	113	113	188	No
Receptor_213	131	132	0	113	113	188	No
Receptor_214	134	134	(0)	113	113	188	No
Receptor_215	139	139	0	113	113	188	No
Receptor_216	144	144	(0)	113	113	188	No
Receptor_217	144	144	(0)	113	113	188	No
Receptor_218	146	146	0	113	113	188	No
Receptor_219	151	151	0	113	113	188	No
Receptor_220	157	157	0	113	113	188	No

# **Nitrogen Dioxide (NO<sub>2</sub>) 1-Hour NAAQS**

RECEPTOR ID	MAX CONCENTRATION (µg/m <sup>3</sup> )		INCREMENTAL DIFFERENCE				
	2016 WITHOUT PROJECT	2016 WITH PROJECT	PROJECT INCREASE	AMBIENT	TOTAL	THRESHOLD	EXCEEDS?
Receptor_221	160	160	(0)	113	113	188	No
Receptor_222	165	165	(0)	113	113	188	No
Receptor_223	169	169	(0)	113	113	188	No
Receptor_224	170	170	(0)	113	113	188	No
Receptor_225	172	172	(0)	113	113	188	No
Receptor_226	167	167	(0)	113	113	188	No
Receptor_227	183	183	(0)	113	113	188	No
Receptor_228	204	204	(0)	113	113	188	No
Receptor_229	222	222	(0)	113	113	188	No
Receptor_230	218	218	(0)	113	113	188	No
Receptor_231	213	213	(0)	113	113	188	No
Receptor_232	233	233	(0)	113	113	188	No
Receptor_233	262	262	(0)	113	113	188	No
Receptor_234	300	300	(0)	113	113	188	No
Receptor_235	319	319	(0)	113	113	188	No
Receptor_236	390	390	(0)	113	113	188	No
Receptor_237	342	342	(0)	113	113	188	No
Receptor_238	293	293	(0)	113	113	188	No
Receptor_239	255	255	(0)	113	113	188	No
Receptor_240	264	264	0	113	113	188	No
Receptor_241	228	228	(0)	113	113	188	No
Receptor_242	210	210	(0)	113	113	188	No
Receptor_243	192	192	(0)	113	113	188	No
Receptor_244	179	179	(0)	113	113	188	No
Receptor_245	169	169	0	113	113	188	No
Receptor_246	167	167	0	113	113	188	No
Receptor_247	165	165	(0)	113	113	188	No
Receptor_248	160	160	(0)	113	113	188	No
Receptor_249	157	157	(0)	113	113	188	No
Receptor_250	156	156	0	113	113	188	No
Receptor_251	153	153	0	113	113	188	No
Receptor_252	147	147	0	113	113	188	No
Receptor_253	150	150	0	113	113	188	No
Receptor_254	152	152	0	113	113	188	No
Receptor_255	157	157	0	113	113	188	No
Receptor_256	163	163	0	113	113	188	No
Receptor_257	171	171	0	113	113	188	No
Receptor_258	176	176	0	113	113	188	No
Receptor_259	166	166	0	113	113	188	No
Receptor_260	162	163	0	113	113	188	No
Receptor_261	165	165	0	113	113	188	No
Receptor_262	167	168	0	113	113	188	No
Receptor_263	161	161	0	113	113	188	No
Receptor_264	154	154	(0)	113	113	188	No
Receptor_265	146	147	0	113	113	188	No
Receptor_266	140	140	(0)	113	113	188	No
Receptor_267	139	139	0	113	113	188	No
Receptor_268	142	142	(0)	113	113	188	No
Receptor_269	143	144	0	113	113	188	No
Receptor_270	149	150	1	113	114	188	No
Receptor_271	156	156	0	113	113	188	No
Receptor_272	151	152	1	113	114	188	No
Receptor_273	152	152	1	113	113	188	No
Receptor_274	150	151	0	113	113	188	No
Receptor_275	151	151	0	113	113	188	No

# **Nitrogen Dioxide (NO<sub>2</sub>) 1-Hour NAAQS**

RECEPTOR ID	MAX CONCENTRATION (µg/m <sup>3</sup> )		INCREMENTAL DIFFERENCE				
	2016 WITHOUT PROJECT	2016 WITH PROJECT	PROJECT INCREASE	AMBIENT	TOTAL	THRESHOLD	EXCEEDS?
Receptor_276	149	150	0	113	113	188	No
Receptor_277	149	150	1	113	113	188	No
Receptor_278	146	146	0	113	113	188	No
Receptor_279	149	150	1	113	114	188	No
Receptor_280	149	149	(0)	113	113	188	No
Receptor_281	152	152	(0)	113	113	188	No
Receptor_282	151	152	1	113	114	188	No
Receptor_283	151	152	1	113	114	188	No
Receptor_284	150	150	0	113	113	188	No
Receptor_285	149	149	(0)	113	113	188	No
Receptor_286	154	154	(0)	113	113	188	No
Receptor_287	160	160	(0)	113	113	188	No
Receptor_288	165	165	0	113	113	188	No
Receptor_289	164	164	(0)	113	113	188	No
Receptor_290	160	159	(0)	113	113	188	No
Receptor_291	156	154	(2)	113	113	188	No
Receptor_292	151	148	(3)	113	113	188	No
Receptor_293	147	147	(0)	113	113	188	No
Receptor_294	146	146	(0)	113	113	188	No
Receptor_295	145	144	(0)	113	113	188	No
Receptor_296	143	143	(0)	113	113	188	No
Receptor_297	140	140	(0)	113	113	188	No
Receptor_298	139	138	(1)	113	113	188	No
Receptor_299	137	137	(0)	113	113	188	No
Receptor_300	136	136	(1)	113	113	188	No
Receptor_301	134	134	(0)	113	113	188	No
Receptor_302	133	134	0	113	113	188	No
Receptor_303	133	133	0	113	113	188	No
Receptor_304	129	129	1	113	113	188	No
Receptor_305	129	129	(0)	113	113	188	No
Receptor_306	128	128	0	113	113	188	No
Receptor_307	126	126	0	113	113	188	No
Receptor_308	123	123	(0)	113	113	188	No
Receptor_309	122	122	(0)	113	113	188	No
Receptor_310	120	120	(1)	113	113	188	No
Receptor_311	119	119	(0)	113	113	188	No
Receptor_312	117	117	0	113	113	188	No
Receptor_313	117	117	1	113	114	188	No
Receptor_314	117	117	0	113	113	188	No
Receptor_315	116	116	0	113	113	188	No
Receptor_316	115	116	0	113	113	188	No
Receptor_317	114	114	0	113	113	188	No
Receptor_318	113	113	(0)	113	113	188	No
Receptor_319	112	112	0	113	113	188	No
Receptor_320	111	112	0	113	113	188	No
Receptor_321	111	111	(0)	113	113	188	No
Receptor_322	110	110	(0)	113	113	188	No
Receptor_323	109	108	(0)	113	113	188	No
Receptor_324	107	107	0	113	113	188	No
Receptor_325	106	106	0	113	113	188	No
Receptor_326	105	106	0	113	113	188	No
Receptor_327	148	145	(3)	113	113	188	No



# **Nitrogen Dioxide (NO<sub>2</sub>) Annual**

RECEPTOR ID	MAX CONCENTRATION (µg/m <sup>3</sup> )		INCREMENTAL DIFFERENCE				
	2016 WITHOUT PROJECT	2016 WITH PROJECT	PROJECT INCREASE	AMBIENT	TOTAL	THRESHOLD	EXCEEDS?
Receptor_1	7	7	(0)	26	26	57	No
Receptor_2	7	7	(0)	26	26	57	No
Receptor_3	7	7	(0)	26	26	57	No
Receptor_4	7	7	(0)	26	26	57	No
Receptor_5	8	7	(0)	26	26	57	No
Receptor_6	8	8	(0)	26	26	57	No
Receptor_7	8	8	(0)	26	26	57	No
Receptor_8	8	8	(0)	26	26	57	No
Receptor_9	8	8	(0)	26	26	57	No
Receptor_10	8	8	(0)	26	26	57	No
Receptor_11	8	8	(0)	26	26	57	No
Receptor_12	8	8	(0)	26	26	57	No
Receptor_13	8	8	(0)	26	26	57	No
Receptor_14	8	8	(0)	26	26	57	No
Receptor_15	8	8	(0)	26	26	57	No
Receptor_16	8	8	(0)	26	26	57	No
Receptor_17	8	8	(0)	26	26	57	No
Receptor_18	8	7	(0)	26	26	57	No
Receptor_19	8	7	(0)	26	26	57	No
Receptor_20	7	7	(0)	26	26	57	No
Receptor_21	7	7	(0)	26	26	57	No
Receptor_22	7	7	(0)	26	26	57	No
Receptor_23	7	7	(0)	26	26	57	No
Receptor_24	7	7	(0)	26	26	57	No
Receptor_25	7	7	(0)	26	26	57	No
Receptor_26	6	6	(0)	26	26	57	No
Receptor_27	6	6	(0)	26	26	57	No
Receptor_28	6	6	(0)	26	26	57	No
Receptor_29	6	6	(0)	26	26	57	No
Receptor_30	6	6	(0)	26	26	57	No
Receptor_31	7	6	(0)	26	26	57	No
Receptor_32	7	6	(0)	26	26	57	No
Receptor_33	7	7	(0)	26	26	57	No
Receptor_34	7	7	(0)	26	26	57	No
Receptor_35	7	7	(0)	26	26	57	No
Receptor_36	7	7	(0)	26	26	57	No
Receptor_37	7	7	(0)	26	26	57	No
Receptor_38	7	7	(0)	26	26	57	No
Receptor_39	7	7	(0)	26	26	57	No
Receptor_40	7	7	(0)	26	26	57	No
Receptor_41	8	7	(0)	26	26	57	No
Receptor_42	8	8	(0)	26	26	57	No
Receptor_43	8	7	(0)	26	26	57	No
Receptor_44	8	8	(0)	26	26	57	No
Receptor_45	8	8	(0)	26	26	57	No
Receptor_46	8	8	(0)	26	26	57	No
Receptor_47	9	8	(0)	26	26	57	No
Receptor_48	8	8	(0)	26	26	57	No
Receptor_49	9	9	(0)	26	26	57	No
Receptor_50	9	9	(0)	26	26	57	No
Receptor_51	9	9	(0)	26	26	57	No
Receptor_52	9	8	(0)	26	26	57	No
Receptor_53	8	8	(0)	26	26	57	No
Receptor_54	8	8	(0)	26	26	57	No
Receptor_55	8	7	(0)	26	26	57	No

# **Nitrogen Dioxide (NO<sub>2</sub>) Annual**

RECEPTOR ID	MAX CONCENTRATION (µg/m <sup>3</sup> )		INCREMENTAL DIFFERENCE				
	2016 WITHOUT PROJECT	2016 WITH PROJECT	PROJECT INCREASE	AMBIENT	TOTAL	THRESHOLD	EXCEEDS?
Receptor_56	7	7	(0)	26	26	57	No
Receptor_57	8	7	(0)	26	26	57	No
Receptor_58	8	8	(0)	26	26	57	No
Receptor_59	8	8	(0)	26	26	57	No
Receptor_60	9	8	(0)	26	26	57	No
Receptor_61	9	9	(0)	26	26	57	No
Receptor_62	9	9	(0)	26	26	57	No
Receptor_63	10	10	(0)	26	26	57	No
Receptor_64	11	10	(0)	26	26	57	No
Receptor_65	11	11	(0)	26	26	57	No
Receptor_66	11	11	(0)	26	26	57	No
Receptor_67	12	11	(0)	26	26	57	No
Receptor_68	12	12	(0)	26	26	57	No
Receptor_69	13	13	(0)	26	26	57	No
Receptor_70	13	13	(0)	26	26	57	No
Receptor_71	13	13	(0)	26	26	57	No
Receptor_72	13	12	(0)	26	26	57	No
Receptor_73	13	12	(0)	26	26	57	No
Receptor_74	12	12	(0)	26	26	57	No
Receptor_75	12	12	(0)	26	26	57	No
Receptor_76	14	13	(0)	26	26	57	No
Receptor_77	13	13	(0)	26	26	57	No
Receptor_78	13	13	(0)	26	26	57	No
Receptor_79	15	15	(0)	26	26	57	No
Receptor_80	17	17	(0)	26	26	57	No
Receptor_81	20	19	(1)	26	26	57	No
Receptor_82	19	18	(0)	26	26	57	No
Receptor_83	17	17	(0)	26	26	57	No
Receptor_84	15	15	(0)	26	26	57	No
Receptor_85	13	13	(0)	26	26	57	No
Receptor_86	12	12	(0)	26	26	57	No
Receptor_87	11	11	(0)	26	26	57	No
Receptor_88	11	11	(0)	26	26	57	No
Receptor_89	11	11	(0)	26	26	57	No
Receptor_90	10	10	(0)	26	26	57	No
Receptor_91	9	9	(0)	26	26	57	No
Receptor_92	8	8	(0)	26	26	57	No
Receptor_93	8	8	(0)	26	26	57	No
Receptor_94	9	8	(0)	26	26	57	No
Receptor_95	9	9	(0)	26	26	57	No
Receptor_96	9	9	(0)	26	26	57	No
Receptor_97	9	9	(0)	26	26	57	No
Receptor_98	10	10	(0)	26	26	57	No
Receptor_99	11	11	(0)	26	26	57	No
Receptor_100	13	13	(0)	26	26	57	No
Receptor_101	13	13	(0)	26	26	57	No
Receptor_102	14	13	(0)	26	26	57	No
Receptor_103	14	14	(0)	26	26	57	No
Receptor_104	14	14	(0)	26	26	57	No
Receptor_105	15	15	(0)	26	26	57	No
Receptor_106	16	16	(0)	26	26	57	No
Receptor_107	18	18	(0)	26	26	57	No
Receptor_108	18	18	(0)	26	26	57	No
Receptor_109	17	17	(0)	26	26	57	No
Receptor_110	16	16	(0)	26	26	57	No

**Nitrogen Dioxide (NO<sub>2</sub>) Annual**

RECEPTOR ID	MAX CONCENTRATION (µg/m <sup>3</sup> )		INCREMENTAL DIFFERENCE				
	2016 WITHOUT PROJECT	2016 WITH PROJECT	PROJECT INCREASE	AMBIENT	TOTAL	THRESHOLD	EXCEEDS?
Receptor_111	15	15	(0)	26	26	57	No
Receptor_112	15	15	(0)	26	26	57	No
Receptor_113	16	15	(0)	26	26	57	No
Receptor_114	16	16	(0)	26	26	57	No
Receptor_115	16	16	(0)	26	26	57	No
Receptor_116	17	17	(0)	26	26	57	No
Receptor_117	19	19	(0)	26	26	57	No
Receptor_118	22	22	(0)	26	26	57	No
Receptor_119	25	25	(0)	26	26	57	No
Receptor_120	29	29	(0)	26	26	57	No
Receptor_121	31	31	(0)	26	26	57	No
Receptor_122	34	34	0	26	27	57	No
Receptor_123	33	33	0	26	27	57	No
Receptor_124	32	33	1	26	27	57	No
Receptor_125	36	38	2	26	28	57	No
Receptor_126	35	37	2	26	28	57	No
Receptor_127	31	32	1	26	27	57	No
Receptor_128	28	28	1	26	27	57	No
Receptor_129	26	26	0	26	27	57	No
Receptor_130	26	26	0	26	27	57	No
Receptor_131	25	26	0	26	27	57	No
Receptor_132	24	24	0	26	27	57	No
Receptor_133	22	22	0	26	27	57	No
Receptor_134	21	21	0	26	27	57	No
Receptor_135	20	20	0	26	27	57	No
Receptor_136	19	19	0	26	26	57	No
Receptor_137	18	18	0	26	26	57	No
Receptor_138	19	19	0	26	27	57	No
Receptor_139	19	20	0	26	27	57	No
Receptor_140	20	20	0	26	27	57	No
Receptor_141	20	21	0	26	27	57	No
Receptor_142	20	21	0	26	27	57	No
Receptor_143	21	22	0	26	27	57	No
Receptor_144	22	23	1	26	27	57	No
Receptor_145	23	23	1	26	27	57	No
Receptor_146	22	22	1	26	27	57	No
Receptor_147	21	22	1	26	27	57	No
Receptor_148	21	21	0	26	27	57	No
Receptor_149	21	22	0	26	27	57	No
Receptor_150	22	22	0	26	27	57	No
Receptor_151	22	23	0	26	27	57	No
Receptor_152	23	23	0	26	27	57	No
Receptor_153	23	24	0	26	27	57	No
Receptor_154	24	24	0	26	27	57	No
Receptor_155	23	24	0	26	27	57	No
Receptor_156	23	24	0	26	27	57	No
Receptor_157	24	24	1	26	27	57	No
Receptor_158	24	25	0	26	27	57	No
Receptor_159	25	25	0	26	27	57	No
Receptor_160	25	26	1	26	27	57	No
Receptor_161	26	26	1	26	27	57	No
Receptor_162	27	27	1	26	27	57	No
Receptor_163	27	28	1	26	27	57	No
Receptor_164	28	29	1	26	27	57	No
Receptor_165	29	30	1	26	27	57	No

# **Nitrogen Dioxide (NO<sub>2</sub>) Annual**

RECEPTOR ID	MAX CONCENTRATION (µg/m <sup>3</sup> )		INCREMENTAL DIFFERENCE				
	2016 WITHOUT PROJECT	2016 WITH PROJECT	PROJECT INCREASE	AMBIENT	TOTAL	THRESHOLD	EXCEEDS?
Receptor_166	31	32	1	26	28	57	No
Receptor_167	32	34	2	26	28	57	No
Receptor_168	34	36	2	26	28	57	No
Receptor_169	35	37	2	26	28	57	No
Receptor_170	34	35	1	26	28	57	No
Receptor_171	32	32	1	26	27	57	No
Receptor_172	30	31	0	26	27	57	No
Receptor_173	30	30	0	26	27	57	No
Receptor_174	30	30	0	26	27	57	No
Receptor_175	30	30	0	26	27	57	No
Receptor_176	30	30	0	26	27	57	No
Receptor_177	30	30	0	26	27	57	No
Receptor_178	30	30	0	26	27	57	No
Receptor_179	29	30	0	26	27	57	No
Receptor_180	29	29	0	26	27	57	No
Receptor_181	29	29	0	26	27	57	No
Receptor_182	29	29	0	26	26	57	No
Receptor_183	28	29	0	26	26	57	No
Receptor_184	28	28	0	26	26	57	No
Receptor_185	28	28	0	26	26	57	No
Receptor_186	27	28	0	26	26	57	No
Receptor_187	27	27	0	26	26	57	No
Receptor_188	27	27	0	26	26	57	No
Receptor_189	26	27	0	26	26	57	No
Receptor_190	26	26	0	26	26	57	No
Receptor_191	25	25	0	26	26	57	No
Receptor_192	24	24	0	26	26	57	No
Receptor_193	23	23	0	26	26	57	No
Receptor_194	22	22	0	26	27	57	No
Receptor_195	21	21	0	26	27	57	No
Receptor_196	21	21	0	26	27	57	No
Receptor_197	20	20	0	26	27	57	No
Receptor_198	20	20	0	26	27	57	No
Receptor_199	19	19	0	26	27	57	No
Receptor_200	19	19	0	26	27	57	No
Receptor_201	18	19	0	26	27	57	No
Receptor_202	18	18	0	26	27	57	No
Receptor_203	18	18	0	26	27	57	No
Receptor_204	18	18	0	26	27	57	No
Receptor_205	17	18	0	26	27	57	No
Receptor_206	17	17	0	26	27	57	No
Receptor_207	17	17	0	26	27	57	No
Receptor_208	17	17	0	26	26	57	No
Receptor_209	17	17	0	26	26	57	No
Receptor_210	17	18	0	26	26	57	No
Receptor_211	18	18	0	26	26	57	No
Receptor_212	19	19	0	26	26	57	No
Receptor_213	20	20	0	26	26	57	No
Receptor_214	20	21	0	26	26	57	No
Receptor_215	21	21	0	26	26	57	No
Receptor_216	22	22	0	26	26	57	No
Receptor_217	23	23	0	26	26	57	No
Receptor_218	23	23	0	26	26	57	No
Receptor_219	24	24	0	26	26	57	No
Receptor_220	25	25	0	26	26	57	No

# **Nitrogen Dioxide (NO<sub>2</sub>) Annual**

RECEPTOR ID	MAX CONCENTRATION (µg/m <sup>3</sup> )		INCREMENTAL DIFFERENCE				
	2016 WITHOUT PROJECT	2016 WITH PROJECT	PROJECT INCREASE	AMBIENT	TOTAL	THRESHOLD	EXCEEDS?
Receptor_221	26	26	0	26	26	57	No
Receptor_222	26	26	0	26	26	57	No
Receptor_223	26	26	0	26	26	57	No
Receptor_224	26	26	0	26	26	57	No
Receptor_225	26	26	0	26	26	57	No
Receptor_226	25	25	0	26	26	57	No
Receptor_227	28	28	0	26	26	57	No
Receptor_228	30	30	0	26	26	57	No
Receptor_229	34	34	0	26	26	57	No
Receptor_230	34	34	0	26	26	57	No
Receptor_231	34	34	0	26	26	57	No
Receptor_232	38	38	0	26	26	57	No
Receptor_233	43	43	0	26	26	57	No
Receptor_234	51	51	0	26	26	57	No
Receptor_235	52	52	0	26	26	57	No
Receptor_236	66	66	0	26	26	57	No
Receptor_237	60	60	0	26	26	57	No
Receptor_238	53	53	0	26	26	57	No
Receptor_239	48	48	0	26	26	57	No
Receptor_240	49	49	(0)	26	26	57	No
Receptor_241	43	43	(0)	26	26	57	No
Receptor_242	38	38	0	26	26	57	No
Receptor_243	34	34	0	26	26	57	No
Receptor_244	31	31	0	26	26	57	No
Receptor_245	28	28	0	26	26	57	No
Receptor_246	27	27	0	26	26	57	No
Receptor_247	25	25	0	26	26	57	No
Receptor_248	22	22	(0)	26	26	57	No
Receptor_249	20	20	(0)	26	26	57	No
Receptor_250	17	17	(0)	26	26	57	No
Receptor_251	15	15	(0)	26	26	57	No
Receptor_252	12	12	(0)	26	26	57	No
Receptor_253	13	13	(0)	26	26	57	No
Receptor_254	13	13	(0)	26	26	57	No
Receptor_255	13	13	(0)	26	26	57	No
Receptor_256	15	15	(0)	26	26	57	No
Receptor_257	18	18	(0)	26	26	57	No
Receptor_258	18	18	(0)	26	26	57	No
Receptor_259	16	16	(0)	26	26	57	No
Receptor_260	13	13	(0)	26	26	57	No
Receptor_261	14	14	(0)	26	26	57	No
Receptor_262	14	14	(0)	26	26	57	No
Receptor_263	12	12	(0)	26	26	57	No
Receptor_264	10	10	(0)	26	26	57	No
Receptor_265	9	9	(0)	26	26	57	No
Receptor_266	8	8	(0)	26	26	57	No
Receptor_267	8	8	(0)	26	26	57	No
Receptor_268	8	8	(0)	26	26	57	No
Receptor_269	8	8	(0)	26	26	57	No
Receptor_270	9	9	(0)	26	26	57	No
Receptor_271	9	9	(0)	26	26	57	No
Receptor_272	9	9	(0)	26	26	57	No
Receptor_273	10	10	(0)	26	26	57	No
Receptor_274	10	10	(0)	26	26	57	No
Receptor_275	11	11	(0)	26	26	57	No

# **Nitrogen Dioxide (NO<sub>2</sub>) Annual**

RECEPTOR ID	MAX CONCENTRATION (µg/m <sup>3</sup> )		INCREMENTAL DIFFERENCE				
	2016 WITHOUT PROJECT	2016 WITH PROJECT	PROJECT INCREASE	AMBIENT	TOTAL	THRESHOLD	EXCEEDS?
Receptor_276	11	11	(0)	26	26	57	No
Receptor_277	11	11	(0)	26	26	57	No
Receptor_278	12	12	(0)	26	26	57	No
Receptor_279	12	12	(0)	26	26	57	No
Receptor_280	12	12	(0)	26	26	57	No
Receptor_281	12	12	(0)	26	26	57	No
Receptor_282	13	13	(0)	26	26	57	No
Receptor_283	13	13	(0)	26	26	57	No
Receptor_284	13	13	(0)	26	26	57	No
Receptor_285	13	13	(0)	26	26	57	No
Receptor_286	15	15	(0)	26	26	57	No
Receptor_287	17	17	(0)	26	26	57	No
Receptor_288	19	19	(0)	26	26	57	No
Receptor_289	19	19	(0)	26	26	57	No
Receptor_290	17	17	(0)	26	26	57	No
Receptor_291	15	15	(0)	26	26	57	No
Receptor_292	14	14	(0)	26	26	57	No
Receptor_293	14	14	(0)	26	26	57	No
Receptor_294	14	14	(0)	26	26	57	No
Receptor_295	14	14	(0)	26	26	57	No
Receptor_296	14	14	(0)	26	26	57	No
Receptor_297	14	14	(0)	26	26	57	No
Receptor_298	13	13	(0)	26	26	57	No
Receptor_299	13	13	(0)	26	26	57	No
Receptor_300	13	13	(0)	26	26	57	No
Receptor_301	13	13	(0)	26	26	57	No
Receptor_302	13	13	(0)	26	26	57	No
Receptor_303	13	13	(0)	26	26	57	No
Receptor_304	13	13	(0)	26	26	57	No
Receptor_305	13	13	(0)	26	26	57	No
Receptor_306	13	12	(0)	26	26	57	No
Receptor_307	12	12	(0)	26	26	57	No
Receptor_308	12	12	(0)	26	26	57	No
Receptor_309	12	12	(0)	26	26	57	No
Receptor_310	12	12	(0)	26	26	57	No
Receptor_311	11	11	(0)	26	26	57	No
Receptor_312	11	11	(0)	26	26	57	No
Receptor_313	10	10	(0)	26	26	57	No
Receptor_314	10	10	(0)	26	26	57	No
Receptor_315	10	10	(0)	26	26	57	No
Receptor_316	9	9	(0)	26	26	57	No
Receptor_317	9	9	(0)	26	26	57	No
Receptor_318	9	9	(0)	26	26	57	No
Receptor_319	9	9	(0)	26	26	57	No
Receptor_320	8	8	(0)	26	26	57	No
Receptor_321	8	8	(0)	26	26	57	No
Receptor_322	8	8	(0)	26	26	57	No
Receptor_323	8	8	(0)	26	26	57	No
Receptor_324	7	7	(0)	26	26	57	No
Receptor_325	7	7	(0)	26	26	57	No
Receptor_326	7	7	(0)	26	26	57	No
Receptor_327	31	32	0	26	27	57	No

**Sulfur Dioxide (SO<sub>2</sub>) 1-Hr CAAQS**

RECEPTOR ID	MAX CONCENTRATION (µg/m <sup>3</sup> )		INCREMENTAL DIFFERENCE				
	2016 WITHOUT PROJECT	2016 WITH PROJECT	PROJECT INCREASE	AMBIENT	TOTAL	THRESHOLD	EXCEEDS?
Receptor_1	32	32	0	68	68	655	No
Receptor_2	34	34	0	68	68	655	No
Receptor_3	38	37	(1)	68	68	655	No
Receptor_4	42	41	(1)	68	68	655	No
Receptor_5	45	44	(1)	68	68	655	No
Receptor_6	46	45	(1)	68	68	655	No
Receptor_7	46	45	(1)	68	68	655	No
Receptor_8	44	43	(0)	68	68	655	No
Receptor_9	41	41	(1)	68	68	655	No
Receptor_10	40	38	(2)	68	68	655	No
Receptor_11	39	37	(2)	68	68	655	No
Receptor_12	37	35	(2)	68	68	655	No
Receptor_13	37	35	(2)	68	68	655	No
Receptor_14	37	35	(2)	68	68	655	No
Receptor_15	38	36	(2)	68	68	655	No
Receptor_16	39	37	(2)	68	68	655	No
Receptor_17	41	38	(3)	68	68	655	No
Receptor_18	42	40	(3)	68	68	655	No
Receptor_19	43	40	(3)	68	68	655	No
Receptor_20	42	39	(3)	68	68	655	No
Receptor_21	40	37	(3)	68	68	655	No
Receptor_22	36	33	(3)	68	68	655	No
Receptor_23	33	33	0	68	68	655	No
Receptor_24	32	32	0	68	68	655	No
Receptor_25	33	33	(0)	68	68	655	No
Receptor_26	34	34	(0)	68	68	655	No
Receptor_27	34	34	(0)	68	68	655	No
Receptor_28	35	35	(0)	68	68	655	No
Receptor_29	35	35	(0)	68	68	655	No
Receptor_30	36	36	(0)	68	68	655	No
Receptor_31	37	37	(0)	68	68	655	No
Receptor_32	38	38	(0)	68	68	655	No
Receptor_33	39	39	(0)	68	68	655	No
Receptor_34	40	40	(0)	68	68	655	No
Receptor_35	42	42	(0)	68	68	655	No
Receptor_36	43	43	(0)	68	68	655	No
Receptor_37	44	44	(0)	68	68	655	No
Receptor_38	45	44	(0)	68	68	655	No
Receptor_39	44	44	(0)	68	68	655	No
Receptor_40	47	46	(0)	68	68	655	No
Receptor_41	47	47	(0)	68	68	655	No
Receptor_42	48	48	(0)	68	68	655	No
Receptor_43	47	46	(0)	68	68	655	No
Receptor_44	47	47	(0)	68	68	655	No
Receptor_45	48	47	(0)	68	68	655	No
Receptor_46	50	50	(0)	68	68	655	No
Receptor_47	52	52	(0)	68	68	655	No
Receptor_48	52	52	(0)	68	68	655	No
Receptor_49	54	54	(0)	68	68	655	No
Receptor_50	55	55	(0)	68	68	655	No
Receptor_51	54	53	(0)	68	68	655	No
Receptor_52	51	51	(0)	68	68	655	No
Receptor_53	49	49	(0)	68	68	655	No
Receptor_54	47	46	(0)	68	68	655	No
Receptor_55	45	45	(0)	68	68	655	No

**Sulfur Dioxide (SO<sub>2</sub>) 1-Hr CAAQS**

RECEPTOR ID	MAX CONCENTRATION (µg/m <sup>3</sup> )		INCREMENTAL DIFFERENCE				
	2016 WITHOUT PROJECT	2016 WITH PROJECT	PROJECT INCREASE	AMBIENT	TOTAL	THRESHOLD	EXCEEDS?
Receptor_56	44	43	(0)	68	68	655	No
Receptor_57	45	45	(0)	68	68	655	No
Receptor_58	46	46	(0)	68	68	655	No
Receptor_59	50	49	(0)	68	68	655	No
Receptor_60	52	51	(0)	68	68	655	No
Receptor_61	54	53	(0)	68	68	655	No
Receptor_62	57	57	(0)	68	68	655	No
Receptor_63	62	62	(0)	68	68	655	No
Receptor_64	67	67	(0)	68	68	655	No
Receptor_65	71	71	(0)	68	68	655	No
Receptor_66	75	75	(0)	68	68	655	No
Receptor_67	78	78	(0)	68	68	655	No
Receptor_68	80	80	(0)	68	68	655	No
Receptor_69	86	86	(0)	68	68	655	No
Receptor_70	82	82	(0)	68	68	655	No
Receptor_71	78	78	(1)	68	68	655	No
Receptor_72	77	77	(1)	68	68	655	No
Receptor_73	73	72	(0)	68	68	655	No
Receptor_74	66	66	(0)	68	68	655	No
Receptor_75	61	61	(1)	68	68	655	No
Receptor_76	63	62	(0)	68	68	655	No
Receptor_77	61	61	(0)	68	68	655	No
Receptor_78	60	60	(0)	68	68	655	No
Receptor_79	64	63	(1)	68	68	655	No
Receptor_80	68	67	(1)	68	68	655	No
Receptor_81	73	73	(1)	68	68	655	No
Receptor_82	71	70	(1)	68	68	655	No
Receptor_83	68	67	(1)	68	68	655	No
Receptor_84	63	62	(0)	68	68	655	No
Receptor_85	59	58	(0)	68	68	655	No
Receptor_86	55	55	(0)	68	68	655	No
Receptor_87	53	53	(0)	68	68	655	No
Receptor_88	52	51	(1)	68	68	655	No
Receptor_89	51	50	(1)	68	68	655	No
Receptor_90	49	48	(1)	68	68	655	No
Receptor_91	47	46	(1)	68	68	655	No
Receptor_92	45	44	(1)	68	68	655	No
Receptor_93	46	45	(1)	68	68	655	No
Receptor_94	47	46	(1)	68	68	655	No
Receptor_95	47	46	(1)	68	68	655	No
Receptor_96	48	47	(1)	68	68	655	No
Receptor_97	49	48	(2)	68	68	655	No
Receptor_98	52	50	(2)	68	68	655	No
Receptor_99	55	53	(2)	68	68	655	No
Receptor_100	58	56	(2)	68	68	655	No
Receptor_101	60	57	(2)	68	68	655	No
Receptor_102	61	58	(3)	68	68	655	No
Receptor_103	62	59	(3)	68	68	655	No
Receptor_104	61	59	(2)	68	68	655	No
Receptor_105	59	57	(2)	68	68	655	No
Receptor_106	62	61	(2)	68	68	655	No
Receptor_107	67	65	(2)	68	68	655	No
Receptor_108	68	66	(2)	68	68	655	No
Receptor_109	67	65	(2)	68	68	655	No
Receptor_110	67	65	(2)	68	68	655	No



**Sulfur Dioxide (SO<sub>2</sub>) 1-Hr CAAQS**

RECEPTOR ID	MAX CONCENTRATION (µg/m <sup>3</sup> )		INCREMENTAL DIFFERENCE				
	2016 WITHOUT PROJECT	2016 WITH PROJECT	PROJECT INCREASE	AMBIENT	TOTAL	THRESHOLD	EXCEEDS?
Receptor_111	62	61	(1)	68	68	655	No
Receptor_112	66	63	(3)	68	68	655	No
Receptor_113	69	64	(5)	68	68	655	No
Receptor_114	70	65	(5)	68	68	655	No
Receptor_115	68	67	(1)	68	68	655	No
Receptor_116	68	67	(2)	68	68	655	No
Receptor_117	73	71	(2)	68	68	655	No
Receptor_118	79	77	(2)	68	68	655	No
Receptor_119	84	83	(1)	68	68	655	No
Receptor_120	86	90	4	68	72	655	No
Receptor_121	79	93	14	68	82	655	No
Receptor_122	75	94	18	68	86	655	No
Receptor_123	74	85	11	68	79	655	No
Receptor_124	71	74	4	68	71	655	No
Receptor_125	92	87	(5)	68	68	655	No
Receptor_126	92	88	(4)	68	68	655	No
Receptor_127	72	68	(4)	68	68	655	No
Receptor_128	61	62	1	68	68	655	No
Receptor_129	59	59	0	68	68	655	No
Receptor_130	57	58	0	68	68	655	No
Receptor_131	55	55	1	68	68	655	No
Receptor_132	51	52	1	68	68	655	No
Receptor_133	48	49	1	68	68	655	No
Receptor_134	46	46	0	68	68	655	No
Receptor_135	43	44	0	68	68	655	No
Receptor_136	41	41	0	68	68	655	No
Receptor_137	39	39	0	68	68	655	No
Receptor_138	38	38	1	68	68	655	No
Receptor_139	36	36	0	68	68	655	No
Receptor_140	39	38	(2)	68	68	655	No
Receptor_141	46	45	(1)	68	68	655	No
Receptor_142	46	45	(1)	68	68	655	No
Receptor_143	52	52	(1)	68	68	655	No
Receptor_144	55	55	(0)	68	68	655	No
Receptor_145	55	54	(0)	68	68	655	No
Receptor_146	52	52	(0)	68	68	655	No
Receptor_147	49	49	(0)	68	68	655	No
Receptor_148	46	45	(0)	68	68	655	No
Receptor_149	42	41	(0)	68	68	655	No
Receptor_150	39	39	(0)	68	68	655	No
Receptor_151	44	44	(0)	68	68	655	No
Receptor_152	49	49	(0)	68	68	655	No
Receptor_153	53	53	(0)	68	68	655	No
Receptor_154	53	53	(0)	68	68	655	No
Receptor_155	50	50	(0)	68	68	655	No
Receptor_156	47	47	(0)	68	68	655	No
Receptor_157	44	44	(0)	68	68	655	No
Receptor_158	50	50	(0)	68	68	655	No
Receptor_159	49	49	(0)	68	68	655	No
Receptor_160	47	47	(0)	68	68	655	No
Receptor_161	45	45	(0)	68	68	655	No
Receptor_162	44	45	1	68	69	655	No
Receptor_163	47	49	1	68	69	655	No
Receptor_164	51	53	2	68	69	655	No
Receptor_165	56	57	2	68	70	655	No

**Sulfur Dioxide (SO<sub>2</sub>) 1-Hr CAAQS**

RECEPTOR ID	MAX CONCENTRATION (µg/m <sup>3</sup> )		INCREMENTAL DIFFERENCE				
	2016 WITHOUT PROJECT	2016 WITH PROJECT	PROJECT INCREASE	AMBIENT	TOTAL	THRESHOLD	EXCEEDS?
Receptor_166	61	63	2	68	70	655	No
Receptor_167	67	69	2	68	70	655	No
Receptor_168	74	77	3	68	70	655	No
Receptor_169	79	82	3	68	71	655	No
Receptor_170	71	76	5	68	73	655	No
Receptor_171	68	71	3	68	71	655	No
Receptor_172	62	63	1	68	69	655	No
Receptor_173	56	56	(0)	68	68	655	No
Receptor_174	59	59	(0)	68	68	655	No
Receptor_175	64	64	(0)	68	68	655	No
Receptor_176	68	68	(0)	68	68	655	No
Receptor_177	71	71	(0)	68	68	655	No
Receptor_178	73	73	(0)	68	68	655	No
Receptor_179	74	74	(0)	68	68	655	No
Receptor_180	74	74	(0)	68	68	655	No
Receptor_181	73	73	(0)	68	68	655	No
Receptor_182	72	72	(0)	68	68	655	No
Receptor_183	71	71	(0)	68	68	655	No
Receptor_184	70	70	(0)	68	68	655	No
Receptor_185	70	70	(0)	68	68	655	No
Receptor_186	70	70	(0)	68	68	655	No
Receptor_187	71	71	(0)	68	68	655	No
Receptor_188	73	73	(0)	68	68	655	No
Receptor_189	77	76	(0)	68	68	655	No
Receptor_190	76	76	(0)	68	68	655	No
Receptor_191	70	70	(0)	68	68	655	No
Receptor_192	64	64	(0)	68	68	655	No
Receptor_193	59	59	(0)	68	68	655	No
Receptor_194	55	55	(0)	68	68	655	No
Receptor_195	52	52	(0)	68	68	655	No
Receptor_196	49	49	(0)	68	68	655	No
Receptor_197	46	46	(0)	68	68	655	No
Receptor_198	43	43	(0)	68	68	655	No
Receptor_199	41	41	(0)	68	68	655	No
Receptor_200	39	39	(0)	68	68	655	No
Receptor_201	37	36	(0)	68	68	655	No
Receptor_202	36	36	(0)	68	68	655	No
Receptor_203	37	37	(0)	68	68	655	No
Receptor_204	37	37	(0)	68	68	655	No
Receptor_205	38	38	(0)	68	68	655	No
Receptor_206	38	38	(0)	68	68	655	No
Receptor_207	38	38	(0)	68	68	655	No
Receptor_208	39	39	(0)	68	68	655	No
Receptor_209	41	41	(0)	68	68	655	No
Receptor_210	44	44	(0)	68	68	655	No
Receptor_211	48	48	(0)	68	68	655	No
Receptor_212	53	53	(0)	68	68	655	No
Receptor_213	60	60	(0)	68	68	655	No
Receptor_214	67	67	(0)	68	68	655	No
Receptor_215	74	73	(0)	68	68	655	No
Receptor_216	79	79	(0)	68	68	655	No
Receptor_217	82	82	(0)	68	68	655	No
Receptor_218	82	82	(0)	68	68	655	No
Receptor_219	88	88	(0)	68	68	655	No
Receptor_220	92	92	(0)	68	68	655	No

**Sulfur Dioxide (SO<sub>2</sub>) 1-Hr CAAQS**

RECEPTOR ID	MAX CONCENTRATION (µg/m <sup>3</sup> )		INCREMENTAL DIFFERENCE				
	2016 WITHOUT PROJECT	2016 WITH PROJECT	PROJECT INCREASE	AMBIENT	TOTAL	THRESHOLD	EXCEEDS?
Receptor_221	92	92	(0)	68	68	655	No
Receptor_222	88	88	(0)	68	68	655	No
Receptor_223	84	84	(0)	68	68	655	No
Receptor_224	80	80	(0)	68	68	655	No
Receptor_225	77	77	(0)	68	68	655	No
Receptor_226	70	70	(0)	68	68	655	No
Receptor_227	87	87	(0)	68	68	655	No
Receptor_228	101	101	(0)	68	68	655	No
Receptor_229	122	122	(0)	68	68	655	No
Receptor_230	131	131	(0)	68	68	655	No
Receptor_231	138	138	(0)	68	68	655	No
Receptor_232	163	163	(0)	68	68	655	No
Receptor_233	196	196	(0)	68	68	655	No
Receptor_234	237	237	(0)	68	68	655	No
Receptor_235	236	236	(0)	68	68	655	No
Receptor_236	312	312	(0)	68	68	655	No
Receptor_237	252	252	(0)	68	68	655	No
Receptor_238	168	168	(0)	68	68	655	No
Receptor_239	134	133	(1)	68	68	655	No
Receptor_240	127	126	(1)	68	68	655	No
Receptor_241	104	103	(1)	68	68	655	No
Receptor_242	87	86	(1)	68	68	655	No
Receptor_243	74	74	(1)	68	68	655	No
Receptor_244	65	64	(1)	68	68	655	No
Receptor_245	54	54	0	68	68	655	No
Receptor_246	56	56	0	68	68	655	No
Receptor_247	61	61	0	68	68	655	No
Receptor_248	70	70	0	68	68	655	No
Receptor_249	72	72	(0)	68	68	655	No
Receptor_250	70	70	0	68	68	655	No
Receptor_251	73	73	0	68	68	655	No
Receptor_252	70	70	0	68	68	655	No
Receptor_253	71	71	0	68	68	655	No
Receptor_254	71	71	0	68	68	655	No
Receptor_255	70	70	0	68	68	655	No
Receptor_256	80	80	0	68	68	655	No
Receptor_257	89	89	0	68	68	655	No
Receptor_258	91	91	0	68	68	655	No
Receptor_259	80	80	0	68	68	655	No
Receptor_260	69	69	0	68	68	655	No
Receptor_261	68	68	(0)	68	68	655	No
Receptor_262	68	68	(0)	68	68	655	No
Receptor_263	60	60	(0)	68	68	655	No
Receptor_264	54	54	(0)	68	68	655	No
Receptor_265	48	48	(0)	68	68	655	No
Receptor_266	44	44	(0)	68	68	655	No
Receptor_267	44	44	(0)	68	68	655	No
Receptor_268	44	43	(0)	68	68	655	No
Receptor_269	43	43	(0)	68	68	655	No
Receptor_270	44	43	(1)	68	68	655	No
Receptor_271	44	43	(1)	68	68	655	No
Receptor_272	45	44	(1)	68	68	655	No
Receptor_273	45	44	(1)	68	68	655	No
Receptor_274	45	44	(1)	68	68	655	No
Receptor_275	46	45	(1)	68	68	655	No

**Sulfur Dioxide (SO<sub>2</sub>) 1-Hr CAAQS**

RECEPTOR ID	MAX CONCENTRATION (µg/m <sup>3</sup> )		INCREMENTAL DIFFERENCE				
	2016 WITHOUT PROJECT	2016 WITH PROJECT	PROJECT INCREASE	AMBIENT	TOTAL	THRESHOLD	EXCEEDS?
Receptor_276	49	49	(0)	68	68	655	No
Receptor_277	50	50	(0)	68	68	655	No
Receptor_278	48	48	(0)	68	68	655	No
Receptor_279	47	46	(1)	68	68	655	No
Receptor_280	48	47	(1)	68	68	655	No
Receptor_281	49	48	(1)	68	68	655	No
Receptor_282	50	49	(1)	68	68	655	No
Receptor_283	52	51	(1)	68	68	655	No
Receptor_284	54	53	(2)	68	68	655	No
Receptor_285	57	55	(2)	68	68	655	No
Receptor_286	59	57	(2)	68	68	655	No
Receptor_287	61	59	(1)	68	68	655	No
Receptor_288	63	61	(1)	68	68	655	No
Receptor_289	65	63	(1)	68	68	655	No
Receptor_290	67	65	(2)	68	68	655	No
Receptor_291	70	67	(3)	68	68	655	No
Receptor_292	68	65	(4)	68	68	655	No
Receptor_293	69	69	(0)	68	68	655	No
Receptor_294	72	72	(0)	68	68	655	No
Receptor_295	73	73	(0)	68	68	655	No
Receptor_296	73	73	(0)	68	68	655	No
Receptor_297	74	72	(2)	68	68	655	No
Receptor_298	77	76	(1)	68	68	655	No
Receptor_299	79	78	(1)	68	68	655	No
Receptor_300	78	77	(1)	68	68	655	No
Receptor_301	82	82	1	68	69	655	No
Receptor_302	89	89	(0)	68	68	655	No
Receptor_303	90	90	(1)	68	68	655	No
Receptor_304	84	83	(1)	68	68	655	No
Receptor_305	75	75	(0)	68	68	655	No
Receptor_306	75	75	(0)	68	68	655	No
Receptor_307	70	70	(0)	68	68	655	No
Receptor_308	68	68	(0)	68	68	655	No
Receptor_309	68	68	(0)	68	68	655	No
Receptor_310	68	68	(0)	68	68	655	No
Receptor_311	66	66	(0)	68	68	655	No
Receptor_312	62	62	0	68	68	655	No
Receptor_313	59	59	0	68	68	655	No
Receptor_314	55	55	0	68	68	655	No
Receptor_315	52	52	0	68	68	655	No
Receptor_316	50	50	0	68	68	655	No
Receptor_317	47	47	0	68	68	655	No
Receptor_318	45	45	0	68	68	655	No
Receptor_319	43	43	0	68	68	655	No
Receptor_320	41	41	0	68	68	655	No
Receptor_321	39	39	0	68	68	655	No
Receptor_322	37	37	0	68	68	655	No
Receptor_323	35	35	0	68	68	655	No
Receptor_324	34	34	(0)	68	68	655	No
Receptor_325	33	33	(0)	68	68	655	No
Receptor_326	33	33	0	68	68	655	No
Receptor_327	74	70	(4)	68	68	655	No

**Sulfur Dioxide (SO<sub>2</sub>) 1-Hr NAAQS**

RECEPTOR ID	MAX CONCENTRATION (µg/m <sup>3</sup> )		INCREMENTAL DIFFERENCE				
	2016 WITHOUT PROJECT	2016 WITH PROJECT	PROJECT INCREASE	AMBIENT	TOTAL	THRESHOLD	EXCEEDS?
Receptor_1	28	27	(0)	21	21	196	No
Receptor_2	28	28	0	21	21	196	No
Receptor_3	28	28	0	21	21	196	No
Receptor_4	29	28	(0)	21	21	196	No
Receptor_5	31	31	(0)	21	21	196	No
Receptor_6	31	31	0	21	21	196	No
Receptor_7	32	32	(0)	21	21	196	No
Receptor_8	33	33	0	21	21	196	No
Receptor_9	33	33	0	21	21	196	No
Receptor_10	32	32	(0)	21	21	196	No
Receptor_11	32	32	(0)	21	21	196	No
Receptor_12	32	32	0	21	21	196	No
Receptor_13	32	32	0	21	21	196	No
Receptor_14	31	31	0	21	21	196	No
Receptor_15	32	32	(0)	21	21	196	No
Receptor_16	33	32	(0)	21	21	196	No
Receptor_17	33	33	0	21	21	196	No
Receptor_18	35	34	(1)	21	21	196	No
Receptor_19	34	33	(1)	21	21	196	No
Receptor_20	34	32	(1)	21	21	196	No
Receptor_21	32	32	(0)	21	21	196	No
Receptor_22	31	31	(1)	21	21	196	No
Receptor_23	31	30	(1)	21	21	196	No
Receptor_24	30	30	(0)	21	21	196	No
Receptor_25	31	31	(0)	21	21	196	No
Receptor_26	31	31	(0)	21	21	196	No
Receptor_27	30	30	(0)	21	21	196	No
Receptor_28	29	29	(0)	21	21	196	No
Receptor_29	30	30	(0)	21	21	196	No
Receptor_30	31	31	(0)	21	21	196	No
Receptor_31	32	32	(0)	21	21	196	No
Receptor_32	31	31	(0)	21	21	196	No
Receptor_33	32	32	(0)	21	21	196	No
Receptor_34	32	32	(0)	21	21	196	No
Receptor_35	33	33	(0)	21	21	196	No
Receptor_36	35	34	(0)	21	21	196	No
Receptor_37	37	37	(0)	21	21	196	No
Receptor_38	39	39	(0)	21	21	196	No
Receptor_39	41	40	(0)	21	21	196	No
Receptor_40	42	42	(0)	21	21	196	No
Receptor_41	44	43	(0)	21	21	196	No
Receptor_42	44	44	(0)	21	21	196	No
Receptor_43	43	42	(0)	21	21	196	No
Receptor_44	43	43	(0)	21	21	196	No
Receptor_45	43	43	(0)	21	21	196	No
Receptor_46	46	45	(0)	21	21	196	No
Receptor_47	48	48	(1)	21	21	196	No
Receptor_48	49	48	(1)	21	21	196	No
Receptor_49	50	50	(1)	21	21	196	No
Receptor_50	52	52	(1)	21	21	196	No
Receptor_51	49	49	(0)	21	21	196	No
Receptor_52	47	46	(0)	21	21	196	No
Receptor_53	44	44	(0)	21	21	196	No
Receptor_54	42	42	(0)	21	21	196	No
Receptor_55	41	40	(0)	21	21	196	No

**Sulfur Dioxide (SO<sub>2</sub>) 1-Hr NAAQS**

RECEPTOR ID	MAX CONCENTRATION (µg/m <sup>3</sup> )		INCREMENTAL DIFFERENCE				
	2016 WITHOUT PROJECT	2016 WITH PROJECT	PROJECT INCREASE	AMBIENT	TOTAL	THRESHOLD	EXCEEDS?
Receptor_56	40	40	0	21	21	196	No
Receptor_57	42	42	0	21	21	196	No
Receptor_58	44	44	0	21	21	196	No
Receptor_59	45	45	(0)	21	21	196	No
Receptor_60	47	47	(0)	21	21	196	No
Receptor_61	50	50	0	21	21	196	No
Receptor_62	53	53	0	21	21	196	No
Receptor_63	56	56	(0)	21	21	196	No
Receptor_64	58	57	(1)	21	21	196	No
Receptor_65	59	58	(1)	21	21	196	No
Receptor_66	59	58	(1)	21	21	196	No
Receptor_67	61	60	(1)	21	21	196	No
Receptor_68	64	64	(0)	21	21	196	No
Receptor_69	69	68	(0)	21	21	196	No
Receptor_70	66	66	(0)	21	21	196	No
Receptor_71	62	62	(0)	21	21	196	No
Receptor_72	59	58	(1)	21	21	196	No
Receptor_73	60	59	(0)	21	21	196	No
Receptor_74	57	56	(0)	21	21	196	No
Receptor_75	54	53	(1)	21	21	196	No
Receptor_76	56	56	(0)	21	21	196	No
Receptor_77	54	54	(0)	21	21	196	No
Receptor_78	53	53	(0)	21	21	196	No
Receptor_79	56	55	(0)	21	21	196	No
Receptor_80	59	59	(0)	21	21	196	No
Receptor_81	64	63	(2)	21	21	196	No
Receptor_82	62	61	(2)	21	21	196	No
Receptor_83	60	59	(1)	21	21	196	No
Receptor_84	55	54	(0)	21	21	196	No
Receptor_85	52	52	(0)	21	21	196	No
Receptor_86	50	49	(0)	21	21	196	No
Receptor_87	48	48	(0)	21	21	196	No
Receptor_88	47	47	(0)	21	21	196	No
Receptor_89	46	46	(0)	21	21	196	No
Receptor_90	44	44	(0)	21	21	196	No
Receptor_91	42	42	(0)	21	21	196	No
Receptor_92	39	39	0	21	21	196	No
Receptor_93	39	39	(0)	21	21	196	No
Receptor_94	40	39	(0)	21	21	196	No
Receptor_95	40	40	(0)	21	21	196	No
Receptor_96	41	40	(1)	21	21	196	No
Receptor_97	41	41	(0)	21	21	196	No
Receptor_98	44	43	(1)	21	21	196	No
Receptor_99	47	46	(1)	21	21	196	No
Receptor_100	50	49	(1)	21	21	196	No
Receptor_101	50	49	(1)	21	21	196	No
Receptor_102	51	50	(1)	21	21	196	No
Receptor_103	52	52	(0)	21	21	196	No
Receptor_104	55	54	(1)	21	21	196	No
Receptor_105	57	56	(1)	21	21	196	No
Receptor_106	60	59	(1)	21	21	196	No
Receptor_107	65	63	(1)	21	21	196	No
Receptor_108	62	63	0	21	21	196	No
Receptor_109	61	59	(2)	21	21	196	No
Receptor_110	61	58	(2)	21	21	196	No

**Sulfur Dioxide (SO<sub>2</sub>) 1-Hr NAAQS**

RECEPTOR ID	MAX CONCENTRATION (µg/m <sup>3</sup> )		INCREMENTAL DIFFERENCE				
	2016 WITHOUT PROJECT	2016 WITH PROJECT	PROJECT INCREASE	AMBIENT	TOTAL	THRESHOLD	EXCEEDS?
Receptor_111	57	55	(2)	21	21	196	No
Receptor_112	58	56	(2)	21	21	196	No
Receptor_113	57	56	(1)	21	21	196	No
Receptor_114	55	54	(1)	21	21	196	No
Receptor_115	57	55	(2)	21	21	196	No
Receptor_116	53	54	1	21	22	196	No
Receptor_117	56	56	(0)	21	21	196	No
Receptor_118	60	60	(0)	21	21	196	No
Receptor_119	64	64	0	21	21	196	No
Receptor_120	65	66	1	21	22	196	No
Receptor_121	67	72	4	21	25	196	No
Receptor_122	69	75	6	21	27	196	No
Receptor_123	65	74	8	21	29	196	No
Receptor_124	65	71	6	21	27	196	No
Receptor_125	68	81	12	21	33	196	No
Receptor_126	64	75	11	21	32	196	No
Receptor_127	60	65	4	21	25	196	No
Receptor_128	54	57	3	21	24	196	No
Receptor_129	50	53	3	21	24	196	No
Receptor_130	49	51	2	21	23	196	No
Receptor_131	47	49	2	21	23	196	No
Receptor_132	43	45	1	21	22	196	No
Receptor_133	40	42	2	21	23	196	No
Receptor_134	37	39	2	21	23	196	No
Receptor_135	35	37	2	21	23	196	No
Receptor_136	33	35	2	21	22	196	No
Receptor_137	31	33	1	21	22	196	No
Receptor_138	31	33	1	21	22	196	No
Receptor_139	32	34	2	21	23	196	No
Receptor_140	31	33	1	21	22	196	No
Receptor_141	31	33	2	21	23	196	No
Receptor_142	30	32	2	21	23	196	No
Receptor_143	30	32	2	21	23	196	No
Receptor_144	30	32	2	21	23	196	No
Receptor_145	31	33	2	21	23	196	No
Receptor_146	29	31	2	21	23	196	No
Receptor_147	29	30	1	21	22	196	No
Receptor_148	29	30	1	21	22	196	No
Receptor_149	31	31	(0)	21	21	196	No
Receptor_150	33	33	(0)	21	21	196	No
Receptor_151	34	34	(0)	21	21	196	No
Receptor_152	36	36	(0)	21	21	196	No
Receptor_153	39	39	(0)	21	21	196	No
Receptor_154	38	37	(0)	21	21	196	No
Receptor_155	36	36	(0)	21	21	196	No
Receptor_156	34	34	(0)	21	21	196	No
Receptor_157	34	34	(0)	21	21	196	No
Receptor_158	36	36	(0)	21	21	196	No
Receptor_159	36	37	1	21	22	196	No
Receptor_160	38	38	0	21	21	196	No
Receptor_161	38	38	-	21	21	196	No
Receptor_162	36	37	0	21	21	196	No
Receptor_163	38	39	1	21	22	196	No
Receptor_164	40	42	1	21	22	196	No
Receptor_165	44	47	2	21	23	196	No

**Sulfur Dioxide (SO<sub>2</sub>) 1-Hr NAAQS**

RECEPTOR ID	MAX CONCENTRATION (µg/m <sup>3</sup> )		INCREMENTAL DIFFERENCE				
	2016 WITHOUT PROJECT	2016 WITH PROJECT	PROJECT INCREASE	AMBIENT	TOTAL	THRESHOLD	EXCEEDS?
Receptor_166	49	53	5	21	25	196	No
Receptor_167	54	60	5	21	26	196	No
Receptor_168	61	66	6	21	27	196	No
Receptor_169	66	72	6	21	27	196	No
Receptor_170	63	66	3	21	24	196	No
Receptor_171	55	56	1	21	22	196	No
Receptor_172	47	53	6	21	27	196	No
Receptor_173	49	50	1	21	22	196	No
Receptor_174	48	48	0	21	21	196	No
Receptor_175	49	49	(0)	21	21	196	No
Receptor_176	47	48	0	21	21	196	No
Receptor_177	48	48	(0)	21	21	196	No
Receptor_178	49	49	(0)	21	21	196	No
Receptor_179	50	50	(0)	21	21	196	No
Receptor_180	51	51	(0)	21	21	196	No
Receptor_181	50	50	(0)	21	21	196	No
Receptor_182	52	52	(0)	21	21	196	No
Receptor_183	52	52	(0)	21	21	196	No
Receptor_184	53	53	(0)	21	21	196	No
Receptor_185	56	56	-	21	21	196	No
Receptor_186	56	56	(0)	21	21	196	No
Receptor_187	60	60	(0)	21	21	196	No
Receptor_188	64	64	(0)	21	21	196	No
Receptor_189	65	65	(0)	21	21	196	No
Receptor_190	63	63	(0)	21	21	196	No
Receptor_191	57	57	(0)	21	21	196	No
Receptor_192	53	53	(0)	21	21	196	No
Receptor_193	49	49	(0)	21	21	196	No
Receptor_194	45	45	(0)	21	21	196	No
Receptor_195	42	42	(0)	21	21	196	No
Receptor_196	39	39	(0)	21	21	196	No
Receptor_197	37	37	(0)	21	21	196	No
Receptor_198	34	34	(0)	21	21	196	No
Receptor_199	32	32	(0)	21	21	196	No
Receptor_200	32	31	(1)	21	21	196	No
Receptor_201	33	33	(0)	21	21	196	No
Receptor_202	30	30	(0)	21	21	196	No
Receptor_203	27	27	0	21	21	196	No
Receptor_204	26	26	(0)	21	21	196	No
Receptor_205	26	26	(1)	21	21	196	No
Receptor_206	26	26	(0)	21	21	196	No
Receptor_207	26	26	(0)	21	21	196	No
Receptor_208	26	26	(0)	21	21	196	No
Receptor_209	26	26	(0)	21	21	196	No
Receptor_210	26	26	0	21	21	196	No
Receptor_211	28	28	(0)	21	21	196	No
Receptor_212	29	29	0	21	21	196	No
Receptor_213	30	30	0	21	21	196	No
Receptor_214	33	33	(0)	21	21	196	No
Receptor_215	35	35	(0)	21	21	196	No
Receptor_216	38	38	0	21	21	196	No
Receptor_217	39	39	(0)	21	21	196	No
Receptor_218	40	40	(0)	21	21	196	No
Receptor_219	43	42	(0)	21	21	196	No
Receptor_220	45	45	(0)	21	21	196	No



**Sulfur Dioxide (SO<sub>2</sub>) 1-Hr NAAQS**

RECEPTOR ID	MAX CONCENTRATION (µg/m <sup>3</sup> )		INCREMENTAL DIFFERENCE				
	2016 WITHOUT PROJECT	2016 WITH PROJECT	PROJECT INCREASE	AMBIENT	TOTAL	THRESHOLD	EXCEEDS?
Receptor_221	47	47	(0)	21	21	196	No
Receptor_222	49	49	(0)	21	21	196	No
Receptor_223	51	51	(0)	21	21	196	No
Receptor_224	53	53	(0)	21	21	196	No
Receptor_225	56	56	(0)	21	21	196	No
Receptor_226	55	55	(0)	21	21	196	No
Receptor_227	64	64	(0)	21	21	196	No
Receptor_228	69	69	(0)	21	21	196	No
Receptor_229	79	79	(1)	21	21	196	No
Receptor_230	75	75	(0)	21	21	196	No
Receptor_231	72	72	(0)	21	21	196	No
Receptor_232	83	83	(0)	21	21	196	No
Receptor_233	98	97	(1)	21	21	196	No
Receptor_234	118	117	(1)	21	21	196	No
Receptor_235	125	125	(0)	21	21	196	No
Receptor_236	160	159	(1)	21	21	196	No
Receptor_237	135	135	(0)	21	21	196	No
Receptor_238	117	116	(0)	21	21	196	No
Receptor_239	102	102	(0)	21	21	196	No
Receptor_240	101	101	0	21	21	196	No
Receptor_241	86	87	0	21	21	196	No
Receptor_242	75	76	0	21	21	196	No
Receptor_243	67	67	(0)	21	21	196	No
Receptor_244	61	60	(0)	21	21	196	No
Receptor_245	52	52	(1)	21	21	196	No
Receptor_246	50	50	0	21	21	196	No
Receptor_247	52	52	0	21	21	196	No
Receptor_248	52	52	(0)	21	21	196	No
Receptor_249	51	51	0	21	21	196	No
Receptor_250	48	48	(0)	21	21	196	No
Receptor_251	47	48	0	21	21	196	No
Receptor_252	43	42	(0)	21	21	196	No
Receptor_253	45	45	0	21	21	196	No
Receptor_254	48	48	0	21	21	196	No
Receptor_255	51	52	0	21	21	196	No
Receptor_256	54	54	0	21	21	196	No
Receptor_257	57	56	(0)	21	21	196	No
Receptor_258	60	60	0	21	21	196	No
Receptor_259	58	58	0	21	21	196	No
Receptor_260	51	51	0	21	21	196	No
Receptor_261	53	53	0	21	21	196	No
Receptor_262	57	57	(0)	21	21	196	No
Receptor_263	52	52	0	21	21	196	No
Receptor_264	46	47	0	21	21	196	No
Receptor_265	42	42	0	21	21	196	No
Receptor_266	39	39	0	21	21	196	No
Receptor_267	39	39	0	21	21	196	No
Receptor_268	39	39	0	21	21	196	No
Receptor_269	39	39	0	21	21	196	No
Receptor_270	39	39	0	21	21	196	No
Receptor_271	40	40	0	21	21	196	No
Receptor_272	41	41	0	21	21	196	No
Receptor_273	41	42	0	21	21	196	No
Receptor_274	42	42	(0)	21	21	196	No
Receptor_275	42	42	0	21	21	196	No

**Sulfur Dioxide (SO<sub>2</sub>) 1-Hr NAAQS**

RECEPTOR ID	MAX CONCENTRATION (µg/m <sup>3</sup> )		INCREMENTAL DIFFERENCE				
	2016 WITHOUT PROJECT	2016 WITH PROJECT	PROJECT INCREASE	AMBIENT	TOTAL	THRESHOLD	EXCEEDS?
Receptor_276	42	42	0	21	21	196	No
Receptor_277	42	42	(0)	21	21	196	No
Receptor_278	42	42	(0)	21	21	196	No
Receptor_279	42	42	(0)	21	21	196	No
Receptor_280	42	42	(0)	21	21	196	No
Receptor_281	43	43	0	21	21	196	No
Receptor_282	43	44	0	21	21	196	No
Receptor_283	45	45	0	21	21	196	No
Receptor_284	46	46	0	21	21	196	No
Receptor_285	48	48	0	21	21	196	No
Receptor_286	51	51	0	21	21	196	No
Receptor_287	55	55	(0)	21	21	196	No
Receptor_288	60	60	0	21	21	196	No
Receptor_289	60	60	(0)	21	21	196	No
Receptor_290	57	57	(0)	21	21	196	No
Receptor_291	56	56	(0)	21	21	196	No
Receptor_292	55	55	(0)	21	21	196	No
Receptor_293	60	60	(0)	21	21	196	No
Receptor_294	62	61	(1)	21	21	196	No
Receptor_295	63	63	(0)	21	21	196	No
Receptor_296	68	66	(1)	21	21	196	No
Receptor_297	68	68	(0)	21	21	196	No
Receptor_298	70	70	(0)	21	21	196	No
Receptor_299	72	71	(0)	21	21	196	No
Receptor_300	71	71	(0)	21	21	196	No
Receptor_301	70	70	(0)	21	21	196	No
Receptor_302	69	69	(0)	21	21	196	No
Receptor_303	67	67	(0)	21	21	196	No
Receptor_304	68	68	0	21	21	196	No
Receptor_305	65	65	0	21	21	196	No
Receptor_306	64	64	0	21	21	196	No
Receptor_307	64	64	(0)	21	21	196	No
Receptor_308	64	62	(1)	21	21	196	No
Receptor_309	65	62	(3)	21	21	196	No
Receptor_310	66	63	(3)	21	21	196	No
Receptor_311	61	61	(1)	21	21	196	No
Receptor_312	57	58	0	21	21	196	No
Receptor_313	56	56	0	21	21	196	No
Receptor_314	51	51	(0)	21	21	196	No
Receptor_315	48	48	0	21	21	196	No
Receptor_316	45	45	0	21	21	196	No
Receptor_317	42	42	0	21	21	196	No
Receptor_318	40	40	0	21	21	196	No
Receptor_319	38	38	0	21	21	196	No
Receptor_320	36	36	0	21	21	196	No
Receptor_321	35	35	(0)	21	21	196	No
Receptor_322	34	34	(0)	21	21	196	No
Receptor_323	33	33	(0)	21	21	196	No
Receptor_324	31	30	(0)	21	21	196	No
Receptor_325	30	29	(0)	21	21	196	No
Receptor_326	29	28	(0)	21	21	196	No
Receptor_327	60	58	(2)	21	21	196	No

**Sulfur Dioxide (SO<sub>2</sub>) 24-Hr**

RECEPTOR ID	MAX CONCENTRATION (µg/m <sup>3</sup> )		INCREMENTAL DIFFERENCE				
	2016 WITHOUT PROJECT	2016 WITH PROJECT	PROJECT INCREASE	AMBIENT	TOTAL	THRESHOLD	EXCEEDS?
Receptor_1	6	6	0	16	16	105	No
Receptor_2	7	7	0	16	16	105	No
Receptor_3	7	7	0	16	16	105	No
Receptor_4	7	7	0	16	16	105	No
Receptor_5	7	7	0	16	16	105	No
Receptor_6	7	7	0	16	16	105	No
Receptor_7	7	7	0	16	16	105	No
Receptor_8	7	7	0	16	16	105	No
Receptor_9	7	7	0	16	16	105	No
Receptor_10	6	6	0	16	16	105	No
Receptor_11	6	6	0	16	16	105	No
Receptor_12	6	6	(0)	16	16	105	No
Receptor_13	6	6	(0)	16	16	105	No
Receptor_14	6	6	(0)	16	16	105	No
Receptor_15	6	6	(0)	16	16	105	No
Receptor_16	6	6	(0)	16	16	105	No
Receptor_17	6	6	(0)	16	16	105	No
Receptor_18	6	6	(0)	16	16	105	No
Receptor_19	6	6	(0)	16	16	105	No
Receptor_20	6	6	(0)	16	16	105	No
Receptor_21	6	6	(0)	16	16	105	No
Receptor_22	6	6	(0)	16	16	105	No
Receptor_23	6	6	(0)	16	16	105	No
Receptor_24	6	6	(0)	16	16	105	No
Receptor_25	6	6	(0)	16	16	105	No
Receptor_26	6	6	(0)	16	16	105	No
Receptor_27	6	6	(0)	16	16	105	No
Receptor_28	5	5	(0)	16	16	105	No
Receptor_29	6	6	(0)	16	16	105	No
Receptor_30	6	6	(0)	16	16	105	No
Receptor_31	6	6	(0)	16	16	105	No
Receptor_32	6	6	(0)	16	16	105	No
Receptor_33	6	6	(0)	16	16	105	No
Receptor_34	6	6	(0)	16	16	105	No
Receptor_35	6	6	(0)	16	16	105	No
Receptor_36	7	7	(0)	16	16	105	No
Receptor_37	7	7	(0)	16	16	105	No
Receptor_38	7	7	(0)	16	16	105	No
Receptor_39	7	7	(0)	16	16	105	No
Receptor_40	7	7	(0)	16	16	105	No
Receptor_41	7	7	(0)	16	16	105	No
Receptor_42	8	8	(0)	16	16	105	No
Receptor_43	7	7	(0)	16	16	105	No
Receptor_44	7	7	(0)	16	16	105	No
Receptor_45	7	7	(0)	16	16	105	No
Receptor_46	8	8	(0)	16	16	105	No
Receptor_47	8	8	(0)	16	16	105	No
Receptor_48	8	8	(0)	16	16	105	No
Receptor_49	9	9	(0)	16	16	105	No
Receptor_50	9	9	(0)	16	16	105	No
Receptor_51	8	8	(0)	16	16	105	No
Receptor_52	8	8	(0)	16	16	105	No
Receptor_53	7	7	(0)	16	16	105	No
Receptor_54	7	7	(0)	16	16	105	No
Receptor_55	7	7	(0)	16	16	105	No

**Sulfur Dioxide (SO<sub>2</sub>) 24-Hr**

RECEPTOR ID	MAX CONCENTRATION (µg/m <sup>3</sup> )		INCREMENTAL DIFFERENCE				
	2016 WITHOUT PROJECT	2016 WITH PROJECT	PROJECT INCREASE	AMBIENT	TOTAL	THRESHOLD	EXCEEDS?
Receptor_56	7	7	(0)	16	16	105	No
Receptor_57	7	7	(0)	16	16	105	No
Receptor_58	7	7	(0)	16	16	105	No
Receptor_59	8	8	(0)	16	16	105	No
Receptor_60	8	8	(0)	16	16	105	No
Receptor_61	9	9	(0)	16	16	105	No
Receptor_62	9	9	(0)	16	16	105	No
Receptor_63	10	10	(0)	16	16	105	No
Receptor_64	11	11	(0)	16	16	105	No
Receptor_65	12	11	(0)	16	16	105	No
Receptor_66	12	12	(0)	16	16	105	No
Receptor_67	13	12	(0)	16	16	105	No
Receptor_68	13	13	(0)	16	16	105	No
Receptor_69	14	14	(0)	16	16	105	No
Receptor_70	14	14	(0)	16	16	105	No
Receptor_71	13	13	(0)	16	16	105	No
Receptor_72	13	13	(0)	16	16	105	No
Receptor_73	12	12	(0)	16	16	105	No
Receptor_74	12	12	(0)	16	16	105	No
Receptor_75	12	12	(0)	16	16	105	No
Receptor_76	13	13	(0)	16	16	105	No
Receptor_77	12	12	(0)	16	16	105	No
Receptor_78	12	12	(0)	16	16	105	No
Receptor_79	13	13	(0)	16	16	105	No
Receptor_80	14	14	(0)	16	16	105	No
Receptor_81	15	15	(0)	16	16	105	No
Receptor_82	14	14	(0)	16	16	105	No
Receptor_83	14	14	(0)	16	16	105	No
Receptor_84	12	12	0	16	16	105	No
Receptor_85	11	12	0	16	16	105	No
Receptor_86	11	11	0	16	16	105	No
Receptor_87	10	10	0	16	16	105	No
Receptor_88	10	10	0	16	16	105	No
Receptor_89	9	9	0	16	16	105	No
Receptor_90	8	8	0	16	16	105	No
Receptor_91	8	8	0	16	16	105	No
Receptor_92	7	7	0	16	16	105	No
Receptor_93	7	7	0	16	16	105	No
Receptor_94	7	7	0	16	16	105	No
Receptor_95	6	7	0	16	16	105	No
Receptor_96	6	6	0	16	16	105	No
Receptor_97	6	6	0	16	16	105	No
Receptor_98	7	7	0	16	16	105	No
Receptor_99	8	8	0	16	16	105	No
Receptor_100	9	9	0	16	16	105	No
Receptor_101	8	9	0	16	16	105	No
Receptor_102	8	8	0	16	16	105	No
Receptor_103	8	8	(0)	16	16	105	No
Receptor_104	8	8	(0)	16	16	105	No
Receptor_105	8	8	(0)	16	16	105	No
Receptor_106	9	9	(0)	16	16	105	No
Receptor_107	10	9	(0)	16	16	105	No
Receptor_108	10	9	(0)	16	16	105	No
Receptor_109	9	9	(0)	16	16	105	No
Receptor_110	9	8	(0)	16	16	105	No

**Sulfur Dioxide (SO<sub>2</sub>) 24-Hr**

RECEPTOR ID	MAX CONCENTRATION (µg/m <sup>3</sup> )		INCREMENTAL DIFFERENCE				
	2016 WITHOUT PROJECT	2016 WITH PROJECT	PROJECT INCREASE	AMBIENT	TOTAL	THRESHOLD	EXCEEDS?
Receptor_111	8	8	(0)	16	16	105	No
Receptor_112	8	8	0	16	16	105	No
Receptor_113	8	8	(0)	16	16	105	No
Receptor_114	8	8	(0)	16	16	105	No
Receptor_115	7	7	0	16	16	105	No
Receptor_116	7	7	0	16	16	105	No
Receptor_117	8	8	0	16	16	105	No
Receptor_118	9	9	0	16	16	105	No
Receptor_119	10	10	0	16	16	105	No
Receptor_120	12	12	0	16	16	105	No
Receptor_121	12	13	0	16	16	105	No
Receptor_122	13	13	1	16	16	105	No
Receptor_123	12	13	1	16	16	105	No
Receptor_124	12	12	1	16	16	105	No
Receptor_125	13	14	2	16	17	105	No
Receptor_126	12	14	2	16	17	105	No
Receptor_127	11	12	1	16	17	105	No
Receptor_128	10	10	0	16	16	105	No
Receptor_129	9	9	0	16	16	105	No
Receptor_130	9	9	0	16	16	105	No
Receptor_131	9	9	0	16	16	105	No
Receptor_132	8	8	0	16	16	105	No
Receptor_133	7	8	0	16	16	105	No
Receptor_134	7	7	0	16	16	105	No
Receptor_135	7	7	0	16	16	105	No
Receptor_136	6	6	0	16	16	105	No
Receptor_137	6	6	0	16	16	105	No
Receptor_138	6	6	0	16	16	105	No
Receptor_139	6	6	0	16	16	105	No
Receptor_140	6	6	0	16	16	105	No
Receptor_141	6	7	0	16	16	105	No
Receptor_142	6	6	0	16	16	105	No
Receptor_143	6	7	0	16	16	105	No
Receptor_144	7	7	0	16	16	105	No
Receptor_145	7	7	0	16	16	105	No
Receptor_146	7	7	0	16	16	105	No
Receptor_147	6	7	0	16	16	105	No
Receptor_148	6	6	0	16	16	105	No
Receptor_149	7	7	0	16	16	105	No
Receptor_150	7	7	0	16	16	105	No
Receptor_151	7	7	0	16	16	105	No
Receptor_152	7	7	0	16	16	105	No
Receptor_153	8	8	0	16	16	105	No
Receptor_154	8	8	0	16	16	105	No
Receptor_155	8	8	0	16	16	105	No
Receptor_156	8	8	0	16	16	105	No
Receptor_157	8	8	0	16	16	105	No
Receptor_158	9	9	0	16	16	105	No
Receptor_159	9	9	0	16	16	105	No
Receptor_160	9	9	0	16	16	105	No
Receptor_161	9	9	0	16	16	105	No
Receptor_162	9	10	0	16	16	105	No
Receptor_163	10	10	0	16	16	105	No
Receptor_164	10	11	0	16	16	105	No
Receptor_165	11	11	0	16	16	105	No

**Sulfur Dioxide (SO<sub>2</sub>) 24-Hr**

RECEPTOR ID	MAX CONCENTRATION (µg/m <sup>3</sup> )		INCREMENTAL DIFFERENCE				
	2016 WITHOUT PROJECT	2016 WITH PROJECT	PROJECT INCREASE	AMBIENT	TOTAL	THRESHOLD	EXCEEDS?
Receptor_166	12	12	1	16	16	105	No
Receptor_167	12	13	1	16	16	105	No
Receptor_168	13	14	1	16	16	105	No
Receptor_169	14	15	1	16	17	105	No
Receptor_170	14	14	0	16	16	105	No
Receptor_171	12	12	0	16	16	105	No
Receptor_172	12	12	(0)	16	16	105	No
Receptor_173	11	11	(0)	16	16	105	No
Receptor_174	11	11	(0)	16	16	105	No
Receptor_175	11	11	(0)	16	16	105	No
Receptor_176	11	11	(0)	16	16	105	No
Receptor_177	11	11	(0)	16	16	105	No
Receptor_178	11	11	0	16	16	105	No
Receptor_179	11	11	0	16	16	105	No
Receptor_180	11	11	0	16	16	105	No
Receptor_181	11	11	0	16	16	105	No
Receptor_182	11	11	0	16	16	105	No
Receptor_183	11	11	0	16	16	105	No
Receptor_184	11	11	0	16	16	105	No
Receptor_185	11	11	0	16	16	105	No
Receptor_186	10	10	(0)	16	16	105	No
Receptor_187	10	10	(0)	16	16	105	No
Receptor_188	10	10	(0)	16	16	105	No
Receptor_189	10	10	(0)	16	16	105	No
Receptor_190	10	10	(0)	16	16	105	No
Receptor_191	9	9	(0)	16	16	105	No
Receptor_192	8	8	0	16	16	105	No
Receptor_193	8	8	0	16	16	105	No
Receptor_194	7	7	0	16	16	105	No
Receptor_195	7	7	0	16	16	105	No
Receptor_196	6	7	0	16	16	105	No
Receptor_197	6	6	0	16	16	105	No
Receptor_198	6	6	0	16	16	105	No
Receptor_199	6	6	0	16	16	105	No
Receptor_200	5	6	0	16	16	105	No
Receptor_201	5	5	0	16	16	105	No
Receptor_202	5	5	0	16	16	105	No
Receptor_203	5	5	0	16	16	105	No
Receptor_204	5	5	0	16	16	105	No
Receptor_205	5	5	0	16	16	105	No
Receptor_206	5	5	0	16	16	105	No
Receptor_207	5	5	0	16	16	105	No
Receptor_208	5	5	0	16	16	105	No
Receptor_209	5	5	0	16	16	105	No
Receptor_210	5	5	0	16	16	105	No
Receptor_211	5	5	0	16	16	105	No
Receptor_212	6	6	0	16	16	105	No
Receptor_213	6	6	0	16	16	105	No
Receptor_214	7	7	0	16	16	105	No
Receptor_215	7	7	0	16	16	105	No
Receptor_216	8	8	0	16	16	105	No
Receptor_217	8	8	0	16	16	105	No
Receptor_218	8	8	0	16	16	105	No
Receptor_219	9	9	(0)	16	16	105	No
Receptor_220	9	9	(0)	16	16	105	No

**Sulfur Dioxide (SO<sub>2</sub>) 24-Hr**

RECEPTOR ID	MAX CONCENTRATION (µg/m <sup>3</sup> )		INCREMENTAL DIFFERENCE				
	2016 WITHOUT PROJECT	2016 WITH PROJECT	PROJECT INCREASE	AMBIENT	TOTAL	THRESHOLD	EXCEEDS?
Receptor_221	10	10	(0)	16	16	105	No
Receptor_222	10	10	(0)	16	16	105	No
Receptor_223	10	10	(0)	16	16	105	No
Receptor_224	10	10	(0)	16	16	105	No
Receptor_225	10	10	(0)	16	16	105	No
Receptor_226	9	9	(0)	16	16	105	No
Receptor_227	11	11	(0)	16	16	105	No
Receptor_228	13	12	(0)	16	16	105	No
Receptor_229	15	15	(0)	16	16	105	No
Receptor_230	15	15	(0)	16	16	105	No
Receptor_231	15	15	(0)	16	16	105	No
Receptor_232	18	17	(0)	16	16	105	No
Receptor_233	21	21	(0)	16	16	105	No
Receptor_234	25	25	(0)	16	16	105	No
Receptor_235	27	27	(0)	16	16	105	No
Receptor_236	36	35	(0)	16	16	105	No
Receptor_237	30	30	(0)	16	16	105	No
Receptor_238	24	24	(0)	16	16	105	No
Receptor_239	21	21	(0)	16	16	105	No
Receptor_240	21	21	(0)	16	16	105	No
Receptor_241	17	17	(0)	16	16	105	No
Receptor_242	14	14	(0)	16	16	105	No
Receptor_243	13	13	(0)	16	16	105	No
Receptor_244	11	11	(0)	16	16	105	No
Receptor_245	9	9	(0)	16	16	105	No
Receptor_246	9	9	0	16	16	105	No
Receptor_247	9	9	0	16	16	105	No
Receptor_248	8	8	0	16	16	105	No
Receptor_249	8	8	0	16	16	105	No
Receptor_250	7	7	0	16	16	105	No
Receptor_251	7	7	0	16	16	105	No
Receptor_252	7	7	0	16	16	105	No
Receptor_253	7	7	0	16	16	105	No
Receptor_254	8	8	0	16	16	105	No
Receptor_255	8	8	0	16	16	105	No
Receptor_256	9	9	0	16	16	105	No
Receptor_257	9	9	0	16	16	105	No
Receptor_258	10	10	0	16	16	105	No
Receptor_259	9	9	0	16	16	105	No
Receptor_260	9	9	0	16	16	105	No
Receptor_261	9	9	0	16	16	105	No
Receptor_262	10	10	0	16	16	105	No
Receptor_263	9	9	0	16	16	105	No
Receptor_264	8	8	0	16	16	105	No
Receptor_265	7	7	0	16	16	105	No
Receptor_266	7	7	0	16	16	105	No
Receptor_267	7	7	0	16	16	105	No
Receptor_268	7	7	0	16	16	105	No
Receptor_269	8	8	0	16	16	105	No
Receptor_270	8	8	0	16	16	105	No
Receptor_271	8	8	0	16	16	105	No
Receptor_272	8	8	0	16	16	105	No
Receptor_273	8	8	0	16	16	105	No
Receptor_274	9	9	0	16	16	105	No
Receptor_275	9	9	0	16	16	105	No

**Sulfur Dioxide (SO<sub>2</sub>) 24-Hr**

RECEPTOR ID	MAX CONCENTRATION (µg/m <sup>3</sup> )		INCREMENTAL DIFFERENCE				
	2016 WITHOUT PROJECT	2016 WITH PROJECT	PROJECT INCREASE	AMBIENT	TOTAL	THRESHOLD	EXCEEDS?
Receptor_276	9	9	0	16	16	105	No
Receptor_277	9	9	0	16	16	105	No
Receptor_278	10	10	0	16	16	105	No
Receptor_279	10	10	0	16	16	105	No
Receptor_280	10	10	0	16	16	105	No
Receptor_281	11	11	0	16	16	105	No
Receptor_282	11	11	(0)	16	16	105	No
Receptor_283	11	11	(0)	16	16	105	No
Receptor_284	11	11	(0)	16	16	105	No
Receptor_285	12	12	(0)	16	16	105	No
Receptor_286	13	13	(0)	16	16	105	No
Receptor_287	14	14	(0)	16	16	105	No
Receptor_288	15	15	(0)	16	16	105	No
Receptor_289	15	15	(0)	16	16	105	No
Receptor_290	15	14	(0)	16	16	105	No
Receptor_291	14	14	(0)	16	16	105	No
Receptor_292	14	14	(0)	16	16	105	No
Receptor_293	14	14	(0)	16	16	105	No
Receptor_294	15	15	(0)	16	16	105	No
Receptor_295	15	15	(0)	16	16	105	No
Receptor_296	16	16	(0)	16	16	105	No
Receptor_297	16	16	(0)	16	16	105	No
Receptor_298	16	16	(0)	16	16	105	No
Receptor_299	16	16	(0)	16	16	105	No
Receptor_300	17	17	(0)	16	16	105	No
Receptor_301	17	17	(0)	16	16	105	No
Receptor_302	17	17	(0)	16	16	105	No
Receptor_303	17	17	(0)	16	16	105	No
Receptor_304	17	16	(0)	16	16	105	No
Receptor_305	16	16	(0)	16	16	105	No
Receptor_306	16	16	(0)	16	16	105	No
Receptor_307	16	16	(0)	16	16	105	No
Receptor_308	16	15	(0)	16	16	105	No
Receptor_309	15	15	(0)	16	16	105	No
Receptor_310	15	14	(0)	16	16	105	No
Receptor_311	13	13	(0)	16	16	105	No
Receptor_312	12	12	(0)	16	16	105	No
Receptor_313	11	11	(0)	16	16	105	No
Receptor_314	10	10	(0)	16	16	105	No
Receptor_315	10	10	(0)	16	16	105	No
Receptor_316	9	9	(0)	16	16	105	No
Receptor_317	9	9	(0)	16	16	105	No
Receptor_318	9	9	(0)	16	16	105	No
Receptor_319	8	8	0	16	16	105	No
Receptor_320	8	8	0	16	16	105	No
Receptor_321	8	8	0	16	16	105	No
Receptor_322	7	7	0	16	16	105	No
Receptor_323	7	7	0	16	16	105	No
Receptor_324	7	7	0	16	16	105	No
Receptor_325	7	7	0	16	16	105	No
Receptor_326	6	6	0	16	16	105	No
Receptor_327	12	12	(0)	16	16	105	No



**Sulfur Dioxide (SO<sub>2</sub>) 3-Hr**

RECEPTOR ID	MAX CONCENTRATION (µg/m <sup>3</sup> )		INCREMENTAL DIFFERENCE				
	2016 WITHOUT PROJECT	2016 WITH PROJECT	PROJECT INCREASE	AMBIENT	TOTAL	THRESHOLD	EXCEEDS?
Receptor_1	22	22	0	39	39	1,300	No
Receptor_2	21	21	0	39	39	1,300	No
Receptor_3	21	21	0	39	39	1,300	No
Receptor_4	20	20	0	39	39	1,300	No
Receptor_5	22	22	(0)	39	39	1,300	No
Receptor_6	23	23	(0)	39	39	1,300	No
Receptor_7	24	23	(0)	39	39	1,300	No
Receptor_8	24	24	(0)	39	39	1,300	No
Receptor_9	23	23	(0)	39	39	1,300	No
Receptor_10	24	24	0	39	39	1,300	No
Receptor_11	24	24	0	39	39	1,300	No
Receptor_12	24	24	0	39	39	1,300	No
Receptor_13	24	24	0	39	39	1,300	No
Receptor_14	24	24	0	39	39	1,300	No
Receptor_15	24	24	0	39	39	1,300	No
Receptor_16	25	25	0	39	39	1,300	No
Receptor_17	25	25	0	39	39	1,300	No
Receptor_18	25	25	0	39	39	1,300	No
Receptor_19	25	24	(0)	39	39	1,300	No
Receptor_20	24	24	(0)	39	39	1,300	No
Receptor_21	24	23	(0)	39	39	1,300	No
Receptor_22	23	23	(0)	39	39	1,300	No
Receptor_23	23	22	(0)	39	39	1,300	No
Receptor_24	22	22	(0)	39	39	1,300	No
Receptor_25	22	21	(0)	39	39	1,300	No
Receptor_26	21	21	(0)	39	39	1,300	No
Receptor_27	20	20	(0)	39	39	1,300	No
Receptor_28	20	20	(0)	39	39	1,300	No
Receptor_29	21	20	(0)	39	39	1,300	No
Receptor_30	21	21	(0)	39	39	1,300	No
Receptor_31	22	21	(0)	39	39	1,300	No
Receptor_32	23	22	(0)	39	39	1,300	No
Receptor_33	23	23	(0)	39	39	1,300	No
Receptor_34	24	23	(0)	39	39	1,300	No
Receptor_35	25	24	(0)	39	39	1,300	No
Receptor_36	25	25	(0)	39	39	1,300	No
Receptor_37	26	26	(0)	39	39	1,300	No
Receptor_38	27	26	(0)	39	39	1,300	No
Receptor_39	27	27	(0)	39	39	1,300	No
Receptor_40	29	29	(0)	39	39	1,300	No
Receptor_41	30	30	(0)	39	39	1,300	No
Receptor_42	31	31	(0)	39	39	1,300	No
Receptor_43	31	31	(0)	39	39	1,300	No
Receptor_44	32	32	(0)	39	39	1,300	No
Receptor_45	33	32	(0)	39	39	1,300	No
Receptor_46	34	34	(0)	39	39	1,300	No
Receptor_47	36	35	(0)	39	39	1,300	No
Receptor_48	36	36	(0)	39	39	1,300	No
Receptor_49	38	37	(0)	39	39	1,300	No
Receptor_50	39	39	(0)	39	39	1,300	No
Receptor_51	38	38	(0)	39	39	1,300	No
Receptor_52	38	37	(0)	39	39	1,300	No
Receptor_53	36	35	(0)	39	39	1,300	No
Receptor_54	33	33	(0)	39	39	1,300	No
Receptor_55	32	32	(0)	39	39	1,300	No

**Sulfur Dioxide (SO<sub>2</sub>) 3-Hr**

RECEPTOR ID	MAX CONCENTRATION (µg/m <sup>3</sup> )		INCREMENTAL DIFFERENCE				
	2016 WITHOUT PROJECT	2016 WITH PROJECT	PROJECT INCREASE	AMBIENT	TOTAL	THRESHOLD	EXCEEDS?
Receptor_56	31	31	(0)	39	39	1,300	No
Receptor_57	32	32	(0)	39	39	1,300	No
Receptor_58	33	33	(0)	39	39	1,300	No
Receptor_59	36	35	(0)	39	39	1,300	No
Receptor_60	37	37	(0)	39	39	1,300	No
Receptor_61	39	39	(0)	39	39	1,300	No
Receptor_62	41	41	(0)	39	39	1,300	No
Receptor_63	43	43	(0)	39	39	1,300	No
Receptor_64	45	44	(0)	39	39	1,300	No
Receptor_65	45	45	(0)	39	39	1,300	No
Receptor_66	47	46	(1)	39	39	1,300	No
Receptor_67	48	47	(1)	39	39	1,300	No
Receptor_68	49	48	(0)	39	39	1,300	No
Receptor_69	52	52	(1)	39	39	1,300	No
Receptor_70	50	49	(0)	39	39	1,300	No
Receptor_71	47	47	(1)	39	39	1,300	No
Receptor_72	45	45	(1)	39	39	1,300	No
Receptor_73	43	43	(1)	39	39	1,300	No
Receptor_74	41	41	(1)	39	39	1,300	No
Receptor_75	40	39	(1)	39	39	1,300	No
Receptor_76	42	42	(1)	39	39	1,300	No
Receptor_77	42	41	(1)	39	39	1,300	No
Receptor_78	41	40	(1)	39	39	1,300	No
Receptor_79	43	43	(1)	39	39	1,300	No
Receptor_80	46	46	(1)	39	39	1,300	No
Receptor_81	50	49	(1)	39	39	1,300	No
Receptor_82	48	47	(1)	39	39	1,300	No
Receptor_83	46	45	(1)	39	39	1,300	No
Receptor_84	43	42	(1)	39	39	1,300	No
Receptor_85	40	40	(1)	39	39	1,300	No
Receptor_86	38	37	(0)	39	39	1,300	No
Receptor_87	36	36	(0)	39	39	1,300	No
Receptor_88	36	35	(0)	39	39	1,300	No
Receptor_89	35	35	(0)	39	39	1,300	No
Receptor_90	33	33	(0)	39	39	1,300	No
Receptor_91	32	31	(0)	39	39	1,300	No
Receptor_92	30	30	(0)	39	39	1,300	No
Receptor_93	30	30	(0)	39	39	1,300	No
Receptor_94	30	30	(0)	39	39	1,300	No
Receptor_95	30	30	(0)	39	39	1,300	No
Receptor_96	30	30	(0)	39	39	1,300	No
Receptor_97	31	30	(1)	39	39	1,300	No
Receptor_98	34	33	(1)	39	39	1,300	No
Receptor_99	36	35	(1)	39	39	1,300	No
Receptor_100	39	38	(1)	39	39	1,300	No
Receptor_101	40	39	(1)	39	39	1,300	No
Receptor_102	42	40	(2)	39	39	1,300	No
Receptor_103	43	41	(2)	39	39	1,300	No
Receptor_104	45	42	(2)	39	39	1,300	No
Receptor_105	46	43	(2)	39	39	1,300	No
Receptor_106	48	46	(3)	39	39	1,300	No
Receptor_107	52	49	(3)	39	39	1,300	No
Receptor_108	52	49	(3)	39	39	1,300	No
Receptor_109	49	47	(2)	39	39	1,300	No
Receptor_110	46	45	(1)	39	39	1,300	No

**Sulfur Dioxide (SO<sub>2</sub>) 3-Hr**

RECEPTOR ID	MAX CONCENTRATION (µg/m <sup>3</sup> )		INCREMENTAL DIFFERENCE				
	2016 WITHOUT PROJECT	2016 WITH PROJECT	PROJECT INCREASE	AMBIENT	TOTAL	THRESHOLD	EXCEEDS?
Receptor_111	43	42	(1)	39	39	1,300	No
Receptor_112	44	42	(2)	39	39	1,300	No
Receptor_113	44	42	(1)	39	39	1,300	No
Receptor_114	43	42	(0)	39	39	1,300	No
Receptor_115	41	42	1	39	40	1,300	No
Receptor_116	39	40	2	39	41	1,300	No
Receptor_117	41	43	2	39	41	1,300	No
Receptor_118	45	48	3	39	43	1,300	No
Receptor_119	49	55	6	39	45	1,300	No
Receptor_120	54	62	7	39	47	1,300	No
Receptor_121	57	65	8	39	47	1,300	No
Receptor_122	59	65	6	39	45	1,300	No
Receptor_123	56	62	6	39	45	1,300	No
Receptor_124	53	60	7	39	46	1,300	No
Receptor_125	55	66	11	39	50	1,300	No
Receptor_126	51	62	10	39	49	1,300	No
Receptor_127	48	55	7	39	46	1,300	No
Receptor_128	44	49	5	39	44	1,300	No
Receptor_129	42	46	4	39	43	1,300	No
Receptor_130	40	44	4	39	43	1,300	No
Receptor_131	38	42	4	39	43	1,300	No
Receptor_132	36	39	3	39	42	1,300	No
Receptor_133	33	36	3	39	42	1,300	No
Receptor_134	31	33	2	39	42	1,300	No
Receptor_135	29	31	2	39	41	1,300	No
Receptor_136	27	29	2	39	41	1,300	No
Receptor_137	26	27	2	39	41	1,300	No
Receptor_138	26	27	2	39	41	1,300	No
Receptor_139	25	27	2	39	41	1,300	No
Receptor_140	24	26	2	39	41	1,300	No
Receptor_141	25	26	1	39	40	1,300	No
Receptor_142	24	25	1	39	40	1,300	No
Receptor_143	25	26	1	39	40	1,300	No
Receptor_144	25	26	1	39	40	1,300	No
Receptor_145	26	26	0	39	40	1,300	No
Receptor_146	25	25	0	39	40	1,300	No
Receptor_147	24	24	0	39	39	1,300	No
Receptor_148	24	24	0	39	39	1,300	No
Receptor_149	24	24	0	39	39	1,300	No
Receptor_150	26	26	(0)	39	39	1,300	No
Receptor_151	28	27	(0)	39	39	1,300	No
Receptor_152	30	30	(0)	39	39	1,300	No
Receptor_153	32	32	(0)	39	39	1,300	No
Receptor_154	30	30	(0)	39	39	1,300	No
Receptor_155	29	29	(0)	39	39	1,300	No
Receptor_156	28	28	(0)	39	39	1,300	No
Receptor_157	28	29	1	39	40	1,300	No
Receptor_158	30	30	1	39	40	1,300	No
Receptor_159	30	30	1	39	40	1,300	No
Receptor_160	30	30	1	39	40	1,300	No
Receptor_161	29	30	1	39	40	1,300	No
Receptor_162	30	30	1	39	40	1,300	No
Receptor_163	30	31	1	39	40	1,300	No
Receptor_164	31	32	2	39	41	1,300	No
Receptor_165	33	35	2	39	41	1,300	No

**Sulfur Dioxide (SO<sub>2</sub>) 3-Hr**

RECEPTOR ID	MAX CONCENTRATION (µg/m <sup>3</sup> )		INCREMENTAL DIFFERENCE				
	2016 WITHOUT PROJECT	2016 WITH PROJECT	PROJECT INCREASE	AMBIENT	TOTAL	THRESHOLD	EXCEEDS?
Receptor_166	35	37	2	39	41	1,300	No
Receptor_167	38	41	3	39	42	1,300	No
Receptor_168	42	46	3	39	42	1,300	No
Receptor_169	45	49	4	39	43	1,300	No
Receptor_170	43	44	1	39	41	1,300	No
Receptor_171	38	39	1	39	40	1,300	No
Receptor_172	39	39	0	39	39	1,300	No
Receptor_173	40	40	(0)	39	39	1,300	No
Receptor_174	38	38	0	39	39	1,300	No
Receptor_175	36	37	0	39	39	1,300	No
Receptor_176	35	35	(0)	39	39	1,300	No
Receptor_177	35	35	(0)	39	39	1,300	No
Receptor_178	36	36	(0)	39	39	1,300	No
Receptor_179	36	36	(0)	39	39	1,300	No
Receptor_180	37	37	(0)	39	39	1,300	No
Receptor_181	37	37	(0)	39	39	1,300	No
Receptor_182	37	37	(0)	39	39	1,300	No
Receptor_183	39	38	(0)	39	39	1,300	No
Receptor_184	41	40	(0)	39	39	1,300	No
Receptor_185	43	43	(0)	39	39	1,300	No
Receptor_186	46	46	(0)	39	39	1,300	No
Receptor_187	48	48	(0)	39	39	1,300	No
Receptor_188	48	48	(0)	39	39	1,300	No
Receptor_189	45	45	(0)	39	39	1,300	No
Receptor_190	44	44	(0)	39	39	1,300	No
Receptor_191	40	40	(0)	39	39	1,300	No
Receptor_192	37	37	(0)	39	39	1,300	No
Receptor_193	34	34	(0)	39	39	1,300	No
Receptor_194	32	31	(0)	39	39	1,300	No
Receptor_195	29	29	(0)	39	39	1,300	No
Receptor_196	27	27	(0)	39	39	1,300	No
Receptor_197	26	26	(0)	39	39	1,300	No
Receptor_198	24	24	(0)	39	39	1,300	No
Receptor_199	23	23	(0)	39	39	1,300	No
Receptor_200	22	22	(0)	39	39	1,300	No
Receptor_201	21	21	(0)	39	39	1,300	No
Receptor_202	21	21	(0)	39	39	1,300	No
Receptor_203	21	21	(0)	39	39	1,300	No
Receptor_204	21	21	(0)	39	39	1,300	No
Receptor_205	21	21	0	39	39	1,300	No
Receptor_206	21	21	0	39	39	1,300	No
Receptor_207	22	22	0	39	39	1,300	No
Receptor_208	21	21	0	39	39	1,300	No
Receptor_209	22	22	0	39	39	1,300	No
Receptor_210	23	23	(0)	39	39	1,300	No
Receptor_211	24	24	(0)	39	39	1,300	No
Receptor_212	25	25	(0)	39	39	1,300	No
Receptor_213	27	27	(0)	39	39	1,300	No
Receptor_214	28	28	(0)	39	39	1,300	No
Receptor_215	29	29	0	39	39	1,300	No
Receptor_216	30	30	0	39	39	1,300	No
Receptor_217	32	32	(0)	39	39	1,300	No
Receptor_218	34	33	(0)	39	39	1,300	No
Receptor_219	36	36	(0)	39	39	1,300	No
Receptor_220	38	38	(0)	39	39	1,300	No

**Sulfur Dioxide (SO<sub>2</sub>) 3-Hr**

RECEPTOR ID	MAX CONCENTRATION (µg/m <sup>3</sup> )		INCREMENTAL DIFFERENCE				
	2016 WITHOUT PROJECT	2016 WITH PROJECT	PROJECT INCREASE	AMBIENT	TOTAL	THRESHOLD	EXCEEDS?
Receptor_221	40	40	(0)	39	39	1,300	No
Receptor_222	42	42	(0)	39	39	1,300	No
Receptor_223	43	43	(0)	39	39	1,300	No
Receptor_224	43	43	(0)	39	39	1,300	No
Receptor_225	44	44	(0)	39	39	1,300	No
Receptor_226	41	40	(0)	39	39	1,300	No
Receptor_227	49	49	(0)	39	39	1,300	No
Receptor_228	55	54	(0)	39	39	1,300	No
Receptor_229	63	63	(0)	39	39	1,300	No
Receptor_230	63	63	(0)	39	39	1,300	No
Receptor_231	61	61	(0)	39	39	1,300	No
Receptor_232	69	69	(0)	39	39	1,300	No
Receptor_233	79	79	(0)	39	39	1,300	No
Receptor_234	91	91	(0)	39	39	1,300	No
Receptor_235	100	100	(0)	39	39	1,300	No
Receptor_236	125	125	(0)	39	39	1,300	No
Receptor_237	109	109	(0)	39	39	1,300	No
Receptor_238	92	92	(0)	39	39	1,300	No
Receptor_239	80	80	(0)	39	39	1,300	No
Receptor_240	82	82	(0)	39	39	1,300	No
Receptor_241	68	68	(0)	39	39	1,300	No
Receptor_242	59	59	(0)	39	39	1,300	No
Receptor_243	52	52	(0)	39	39	1,300	No
Receptor_244	47	47	(0)	39	39	1,300	No
Receptor_245	41	40	(0)	39	39	1,300	No
Receptor_246	39	39	(0)	39	39	1,300	No
Receptor_247	36	36	(0)	39	39	1,300	No
Receptor_248	34	34	0	39	39	1,300	No
Receptor_249	33	33	0	39	39	1,300	No
Receptor_250	31	31	0	39	39	1,300	No
Receptor_251	28	28	0	39	39	1,300	No
Receptor_252	25	25	0	39	39	1,300	No
Receptor_253	27	27	0	39	39	1,300	No
Receptor_254	29	30	0	39	39	1,300	No
Receptor_255	32	32	0	39	39	1,300	No
Receptor_256	32	33	0	39	39	1,300	No
Receptor_257	34	34	0	39	39	1,300	No
Receptor_258	36	36	0	39	39	1,300	No
Receptor_259	36	36	0	39	39	1,300	No
Receptor_260	34	34	0	39	39	1,300	No
Receptor_261	36	36	0	39	39	1,300	No
Receptor_262	37	38	0	39	39	1,300	No
Receptor_263	36	36	0	39	39	1,300	No
Receptor_264	34	34	0	39	39	1,300	No
Receptor_265	32	32	0	39	39	1,300	No
Receptor_266	30	30	0	39	39	1,300	No
Receptor_267	31	31	0	39	39	1,300	No
Receptor_268	32	32	0	39	39	1,300	No
Receptor_269	32	33	0	39	39	1,300	No
Receptor_270	32	33	0	39	39	1,300	No
Receptor_271	33	33	0	39	39	1,300	No
Receptor_272	33	33	0	39	39	1,300	No
Receptor_273	33	33	0	39	39	1,300	No
Receptor_274	33	33	0	39	39	1,300	No
Receptor_275	33	34	0	39	39	1,300	No

**Sulfur Dioxide (SO<sub>2</sub>) 3-Hr**

RECEPTOR ID	MAX CONCENTRATION (µg/m <sup>3</sup> )		INCREMENTAL DIFFERENCE				
	2016 WITHOUT PROJECT	2016 WITH PROJECT	PROJECT INCREASE	AMBIENT	TOTAL	THRESHOLD	EXCEEDS?
Receptor_276	34	34	0	39	39	1,300	No
Receptor_277	34	34	0	39	39	1,300	No
Receptor_278	35	35	0	39	39	1,300	No
Receptor_279	35	35	0	39	39	1,300	No
Receptor_280	36	36	0	39	39	1,300	No
Receptor_281	36	36	0	39	39	1,300	No
Receptor_282	37	37	0	39	39	1,300	No
Receptor_283	37	37	0	39	39	1,300	No
Receptor_284	38	38	(0)	39	39	1,300	No
Receptor_285	38	38	(0)	39	39	1,300	No
Receptor_286	42	41	(0)	39	39	1,300	No
Receptor_287	44	44	(0)	39	39	1,300	No
Receptor_288	47	47	(0)	39	39	1,300	No
Receptor_289	48	47	(0)	39	39	1,300	No
Receptor_290	46	46	(0)	39	39	1,300	No
Receptor_291	44	44	(0)	39	39	1,300	No
Receptor_292	43	43	(0)	39	39	1,300	No
Receptor_293	45	45	(0)	39	39	1,300	No
Receptor_294	48	48	(0)	39	39	1,300	No
Receptor_295	51	51	(0)	39	39	1,300	No
Receptor_296	53	52	(0)	39	39	1,300	No
Receptor_297	54	54	(0)	39	39	1,300	No
Receptor_298	55	55	(0)	39	39	1,300	No
Receptor_299	55	55	(0)	39	39	1,300	No
Receptor_300	55	55	0	39	39	1,300	No
Receptor_301	55	55	0	39	39	1,300	No
Receptor_302	54	54	0	39	39	1,300	No
Receptor_303	52	52	(0)	39	39	1,300	No
Receptor_304	50	50	0	39	39	1,300	No
Receptor_305	51	51	(0)	39	39	1,300	No
Receptor_306	51	51	(0)	39	39	1,300	No
Receptor_307	52	51	(0)	39	39	1,300	No
Receptor_308	51	51	(0)	39	39	1,300	No
Receptor_309	51	51	(0)	39	39	1,300	No
Receptor_310	51	51	(0)	39	39	1,300	No
Receptor_311	50	50	(0)	39	39	1,300	No
Receptor_312	48	48	(0)	39	39	1,300	No
Receptor_313	46	46	(0)	39	39	1,300	No
Receptor_314	44	44	(0)	39	39	1,300	No
Receptor_315	42	42	(0)	39	39	1,300	No
Receptor_316	40	40	(0)	39	39	1,300	No
Receptor_317	38	38	(0)	39	39	1,300	No
Receptor_318	36	36	(0)	39	39	1,300	No
Receptor_319	34	34	(0)	39	39	1,300	No
Receptor_320	33	33	0	39	39	1,300	No
Receptor_321	31	31	0	39	39	1,300	No
Receptor_322	29	29	0	39	39	1,300	No
Receptor_323	28	28	0	39	39	1,300	No
Receptor_324	26	26	0	39	39	1,300	No
Receptor_325	24	24	0	39	39	1,300	No
Receptor_326	23	23	0	39	39	1,300	No
Receptor_327	45	45	(0)	39	39	1,300	No

**Sulfur Dioxide (SO<sub>2</sub>) Annual**

RECEPTOR ID	MAX CONCENTRATION (µg/m <sup>3</sup> )			INCREMENTAL DIFFERENCE			
	2013 EXISTING	2013 WITH PROJECT	PROJECT INCREASE	AMBIENT	TOTAL	THRESHOLD	EXCEEDS?
Receptor_1	1	1	(0)	3	3	80	No
Receptor_2	1	1	(0)	3	3	80	No
Receptor_3	1	1	(0)	3	3	80	No
Receptor_4	1	1	(0)	3	3	80	No
Receptor_5	1	1	(0)	3	3	80	No
Receptor_6	1	1	(0)	3	3	80	No
Receptor_7	1	1	(0)	3	3	80	No
Receptor_8	1	1	(0)	3	3	80	No
Receptor_9	1	1	(0)	3	3	80	No
Receptor_10	1	1	(0)	3	3	80	No
Receptor_11	1	1	(0)	3	3	80	No
Receptor_12	1	1	(0)	3	3	80	No
Receptor_13	1	1	(0)	3	3	80	No
Receptor_14	1	1	(0)	3	3	80	No
Receptor_15	1	1	(0)	3	3	80	No
Receptor_16	1	1	(0)	3	3	80	No
Receptor_17	1	1	(0)	3	3	80	No
Receptor_18	1	1	(0)	3	3	80	No
Receptor_19	1	1	(0)	3	3	80	No
Receptor_20	1	1	(0)	3	3	80	No
Receptor_21	1	1	(0)	3	3	80	No
Receptor_22	1	1	(0)	3	3	80	No
Receptor_23	1	1	(0)	3	3	80	No
Receptor_24	1	1	(0)	3	3	80	No
Receptor_25	1	1	(0)	3	3	80	No
Receptor_26	1	1	(0)	3	3	80	No
Receptor_27	1	1	(0)	3	3	80	No
Receptor_28	1	1	(0)	3	3	80	No
Receptor_29	1	1	(0)	3	3	80	No
Receptor_30	1	1	(0)	3	3	80	No
Receptor_31	1	1	(0)	3	3	80	No
Receptor_32	1	1	(0)	3	3	80	No
Receptor_33	1	1	(0)	3	3	80	No
Receptor_34	1	1	(0)	3	3	80	No
Receptor_35	1	1	(0)	3	3	80	No
Receptor_36	1	1	(0)	3	3	80	No
Receptor_37	1	1	(0)	3	3	80	No
Receptor_38	1	1	(0)	3	3	80	No
Receptor_39	1	1	(0)	3	3	80	No
Receptor_40	1	1	(0)	3	3	80	No
Receptor_41	1	1	(0)	3	3	80	No
Receptor_42	1	1	(0)	3	3	80	No
Receptor_43	1	1	(0)	3	3	80	No
Receptor_44	1	1	(0)	3	3	80	No
Receptor_45	1	1	(0)	3	3	80	No
Receptor_46	1	1	(0)	3	3	80	No
Receptor_47	1	1	(0)	3	3	80	No
Receptor_48	1	1	(0)	3	3	80	No
Receptor_49	1	1	(0)	3	3	80	No
Receptor_50	2	1	(0)	3	3	80	No
Receptor_51	1	1	(0)	3	3	80	No
Receptor_52	1	1	(0)	3	3	80	No
Receptor_53	1	1	(0)	3	3	80	No
Receptor_54	1	1	(0)	3	3	80	No
Receptor_55	1	1	(0)	3	3	80	No

**Sulfur Dioxide (SO<sub>2</sub>) Annual**

RECEPTOR ID	MAX CONCENTRATION (µg/m <sup>3</sup> )			INCREMENTAL DIFFERENCE			
	2013 EXISTING	2013 WITH PROJECT	PROJECT INCREASE	AMBIENT	TOTAL	THRESHOLD	EXCEEDS?
Receptor_56	1	1	(0)	3	3	80	No
Receptor_57	1	1	(0)	3	3	80	No
Receptor_58	1	1	(0)	3	3	80	No
Receptor_59	1	1	(0)	3	3	80	No
Receptor_60	1	1	(0)	3	3	80	No
Receptor_61	2	1	(0)	3	3	80	No
Receptor_62	2	2	(0)	3	3	80	No
Receptor_63	2	2	(0)	3	3	80	No
Receptor_64	2	2	(0)	3	3	80	No
Receptor_65	2	2	(0)	3	3	80	No
Receptor_66	2	2	(0)	3	3	80	No
Receptor_67	2	2	(0)	3	3	80	No
Receptor_68	2	2	(0)	3	3	80	No
Receptor_69	3	3	(0)	3	3	80	No
Receptor_70	2	2	(0)	3	3	80	No
Receptor_71	2	2	(0)	3	3	80	No
Receptor_72	2	2	(0)	3	3	80	No
Receptor_73	2	2	(0)	3	3	80	No
Receptor_74	2	2	(0)	3	3	80	No
Receptor_75	2	2	(0)	3	3	80	No
Receptor_76	2	2	(0)	3	3	80	No
Receptor_77	2	2	(0)	3	3	80	No
Receptor_78	2	2	(0)	3	3	80	No
Receptor_79	3	3	(0)	3	3	80	No
Receptor_80	3	3	(0)	3	3	80	No
Receptor_81	4	4	(0)	3	3	80	No
Receptor_82	3	3	(0)	3	3	80	No
Receptor_83	3	3	(0)	3	3	80	No
Receptor_84	3	3	(0)	3	3	80	No
Receptor_85	2	2	(0)	3	3	80	No
Receptor_86	2	2	(0)	3	3	80	No
Receptor_87	2	2	(0)	3	3	80	No
Receptor_88	2	2	(0)	3	3	80	No
Receptor_89	2	2	(0)	3	3	80	No
Receptor_90	2	2	(0)	3	3	80	No
Receptor_91	1	1	(0)	3	3	80	No
Receptor_92	1	1	0	3	3	80	No
Receptor_93	1	1	0	3	3	80	No
Receptor_94	1	1	0	3	3	80	No
Receptor_95	1	1	0	3	3	80	No
Receptor_96	1	1	0	3	3	80	No
Receptor_97	1	1	0	3	3	80	No
Receptor_98	2	2	0	3	3	80	No
Receptor_99	2	2	0	3	3	80	No
Receptor_100	2	2	(0)	3	3	80	No
Receptor_101	2	2	0	3	3	80	No
Receptor_102	2	2	0	3	3	80	No
Receptor_103	2	2	0	3	3	80	No
Receptor_104	2	2	0	3	3	80	No
Receptor_105	2	2	0	3	3	80	No
Receptor_106	3	3	0	3	3	80	No
Receptor_107	3	3	0	3	3	80	No
Receptor_108	3	3	0	3	3	80	No
Receptor_109	3	3	0	3	3	80	No
Receptor_110	3	3	0	3	3	80	No



**Sulfur Dioxide (SO<sub>2</sub>) Annual**

RECEPTOR ID	MAX CONCENTRATION (µg/m <sup>3</sup> )			INCREMENTAL DIFFERENCE			
	2013 EXISTING	2013 WITH PROJECT	PROJECT INCREASE	AMBIENT	TOTAL	THRESHOLD	EXCEEDS?
Receptor_111	2	2	0	3	3	80	No
Receptor_112	2	2	0	3	3	80	No
Receptor_113	3	3	0	3	3	80	No
Receptor_114	3	3	0	3	3	80	No
Receptor_115	3	3	0	3	3	80	No
Receptor_116	3	3	0	3	3	80	No
Receptor_117	3	3	0	3	3	80	No
Receptor_118	4	4	0	3	3	80	No
Receptor_119	4	4	0	3	3	80	No
Receptor_120	5	5	0	3	3	80	No
Receptor_121	6	6	0	3	3	80	No
Receptor_122	6	6	0	3	3	80	No
Receptor_123	6	6	0	3	3	80	No
Receptor_124	6	6	0	3	3	80	No
Receptor_125	6	7	0	3	3	80	No
Receptor_126	6	7	0	3	3	80	No
Receptor_127	5	6	0	3	3	80	No
Receptor_128	5	5	0	3	3	80	No
Receptor_129	4	4	0	3	3	80	No
Receptor_130	4	4	0	3	3	80	No
Receptor_131	4	4	0	3	3	80	No
Receptor_132	4	4	0	3	3	80	No
Receptor_133	3	3	0	3	3	80	No
Receptor_134	3	3	0	3	3	80	No
Receptor_135	3	3	0	3	3	80	No
Receptor_136	3	3	0	3	3	80	No
Receptor_137	2	3	0	3	3	80	No
Receptor_138	3	3	0	3	3	80	No
Receptor_139	3	3	0	3	3	80	No
Receptor_140	3	3	0	3	3	80	No
Receptor_141	3	3	0	3	3	80	No
Receptor_142	3	3	0	3	3	80	No
Receptor_143	3	3	0	3	3	80	No
Receptor_144	3	3	0	3	3	80	No
Receptor_145	3	4	0	3	3	80	No
Receptor_146	3	3	0	3	3	80	No
Receptor_147	3	3	0	3	3	80	No
Receptor_148	3	3	0	3	3	80	No
Receptor_149	3	3	0	3	3	80	No
Receptor_150	3	3	0	3	3	80	No
Receptor_151	4	4	0	3	3	80	No
Receptor_152	4	4	0	3	3	80	No
Receptor_153	4	4	0	3	3	80	No
Receptor_154	4	4	0	3	3	80	No
Receptor_155	4	4	0	3	3	80	No
Receptor_156	4	4	0	3	3	80	No
Receptor_157	4	4	0	3	3	80	No
Receptor_158	4	4	0	3	3	80	No
Receptor_159	4	4	0	3	3	80	No
Receptor_160	4	4	0	3	3	80	No
Receptor_161	4	4	0	3	3	80	No
Receptor_162	5	5	0	3	3	80	No
Receptor_163	5	5	0	3	3	80	No
Receptor_164	5	5	0	3	3	80	No
Receptor_165	5	5	0	3	3	80	No

**Sulfur Dioxide (SO<sub>2</sub>) Annual**

RECEPTOR ID	MAX CONCENTRATION (µg/m <sup>3</sup> )			INCREMENTAL DIFFERENCE			
	2013 EXISTING	2013 WITH PROJECT	PROJECT INCREASE	AMBIENT	TOTAL	THRESHOLD	EXCEEDS?
Receptor_166	6	6	0	3	3	80	No
Receptor_167	6	6	0	3	3	80	No
Receptor_168	6	7	0	3	3	80	No
Receptor_169	7	7	0	3	3	80	No
Receptor_170	7	7	0	3	3	80	No
Receptor_171	6	6	0	3	3	80	No
Receptor_172	6	6	0	3	3	80	No
Receptor_173	6	6	0	3	3	80	No
Receptor_174	6	6	0	3	3	80	No
Receptor_175	6	6	0	3	3	80	No
Receptor_176	6	6	0	3	3	80	No
Receptor_177	6	6	0	3	3	80	No
Receptor_178	6	6	0	3	3	80	No
Receptor_179	5	6	0	3	3	80	No
Receptor_180	5	5	0	3	3	80	No
Receptor_181	5	5	0	3	3	80	No
Receptor_182	5	5	0	3	3	80	No
Receptor_183	5	5	0	3	3	80	No
Receptor_184	5	5	0	3	3	80	No
Receptor_185	5	5	0	3	3	80	No
Receptor_186	5	5	0	3	3	80	No
Receptor_187	5	5	0	3	3	80	No
Receptor_188	5	5	0	3	3	80	No
Receptor_189	5	5	0	3	3	80	No
Receptor_190	5	5	0	3	3	80	No
Receptor_191	4	4	0	3	3	80	No
Receptor_192	4	4	0	3	3	80	No
Receptor_193	4	4	0	3	3	80	No
Receptor_194	4	4	0	3	3	80	No
Receptor_195	3	3	0	3	3	80	No
Receptor_196	3	3	0	3	3	80	No
Receptor_197	3	3	0	3	3	80	No
Receptor_198	3	3	0	3	3	80	No
Receptor_199	3	3	0	3	3	80	No
Receptor_200	3	3	0	3	3	80	No
Receptor_201	3	3	0	3	3	80	No
Receptor_202	3	3	0	3	3	80	No
Receptor_203	3	3	0	3	3	80	No
Receptor_204	2	3	0	3	3	80	No
Receptor_205	2	2	0	3	3	80	No
Receptor_206	2	2	0	3	3	80	No
Receptor_207	2	2	0	3	3	80	No
Receptor_208	2	2	0	3	3	80	No
Receptor_209	2	2	0	3	3	80	No
Receptor_210	2	2	0	3	3	80	No
Receptor_211	3	3	0	3	3	80	No
Receptor_212	3	3	0	3	3	80	No
Receptor_213	3	3	0	3	3	80	No
Receptor_214	3	3	0	3	3	80	No
Receptor_215	3	3	0	3	3	80	No
Receptor_216	3	3	0	3	3	80	No
Receptor_217	4	4	0	3	3	80	No
Receptor_218	4	4	0	3	3	80	No
Receptor_219	4	4	0	3	3	80	No
Receptor_220	4	4	0	3	3	80	No

**Sulfur Dioxide (SO<sub>2</sub>) Annual**

RECEPTOR ID	MAX CONCENTRATION (µg/m <sup>3</sup> )			INCREMENTAL DIFFERENCE			
	2013 EXISTING	2013 WITH PROJECT	PROJECT INCREASE	AMBIENT	TOTAL	THRESHOLD	EXCEEDS?
Receptor_221	4	4	0	3	3	80	No
Receptor_222	4	4	0	3	3	80	No
Receptor_223	5	5	0	3	3	80	No
Receptor_224	5	5	0	3	3	80	No
Receptor_225	5	5	0	3	3	80	No
Receptor_226	4	4	0	3	3	80	No
Receptor_227	5	5	0	3	3	80	No
Receptor_228	6	6	0	3	3	80	No
Receptor_229	7	7	0	3	3	80	No
Receptor_230	7	7	(0)	3	3	80	No
Receptor_231	7	7	(0)	3	3	80	No
Receptor_232	8	8	(0)	3	3	80	No
Receptor_233	9	9	(0)	3	3	80	No
Receptor_234	11	11	(0)	3	3	80	No
Receptor_235	12	12	(0)	3	3	80	No
Receptor_236	15	15	(0)	3	3	80	No
Receptor_237	13	13	(0)	3	3	80	No
Receptor_238	10	10	(0)	3	3	80	No
Receptor_239	9	9	(0)	3	3	80	No
Receptor_240	9	9	(0)	3	3	80	No
Receptor_241	7	7	(0)	3	3	80	No
Receptor_242	6	6	(0)	3	3	80	No
Receptor_243	5	5	(0)	3	3	80	No
Receptor_244	5	5	(0)	3	3	80	No
Receptor_245	4	4	(0)	3	3	80	No
Receptor_246	4	4	(0)	3	3	80	No
Receptor_247	4	4	(0)	3	3	80	No
Receptor_248	3	3	(0)	3	3	80	No
Receptor_249	3	3	(0)	3	3	80	No
Receptor_250	2	2	(0)	3	3	80	No
Receptor_251	2	2	(0)	3	3	80	No
Receptor_252	2	2	(0)	3	3	80	No
Receptor_253	2	2	(0)	3	3	80	No
Receptor_254	2	2	(0)	3	3	80	No
Receptor_255	2	2	(0)	3	3	80	No
Receptor_256	2	2	(0)	3	3	80	No
Receptor_257	2	2	(0)	3	3	80	No
Receptor_258	3	3	(0)	3	3	80	No
Receptor_259	2	2	(0)	3	3	80	No
Receptor_260	2	2	(0)	3	3	80	No
Receptor_261	2	2	(0)	3	3	80	No
Receptor_262	2	2	(0)	3	3	80	No
Receptor_263	2	2	(0)	3	3	80	No
Receptor_264	1	1	(0)	3	3	80	No
Receptor_265	1	1	(0)	3	3	80	No
Receptor_266	1	1	(0)	3	3	80	No
Receptor_267	1	1	(0)	3	3	80	No
Receptor_268	1	1	(0)	3	3	80	No
Receptor_269	1	1	(0)	3	3	80	No
Receptor_270	1	1	(0)	3	3	80	No
Receptor_271	1	1	(0)	3	3	80	No
Receptor_272	2	1	(0)	3	3	80	No
Receptor_273	2	2	(0)	3	3	80	No
Receptor_274	2	2	(0)	3	3	80	No
Receptor_275	2	2	(0)	3	3	80	No

**Sulfur Dioxide (SO<sub>2</sub>) Annual**

RECEPTOR ID	MAX CONCENTRATION (µg/m <sup>3</sup> )			INCREMENTAL DIFFERENCE			
	2013 EXISTING	2013 WITH PROJECT	PROJECT INCREASE	AMBIENT	TOTAL	THRESHOLD	EXCEEDS?
Receptor_276	2	2	(0)	3	3	80	No
Receptor_277	2	2	(0)	3	3	80	No
Receptor_278	2	2	(0)	3	3	80	No
Receptor_279	2	2	(0)	3	3	80	No
Receptor_280	2	2	(0)	3	3	80	No
Receptor_281	2	2	(0)	3	3	80	No
Receptor_282	2	2	(0)	3	3	80	No
Receptor_283	2	2	(0)	3	3	80	No
Receptor_284	2	2	(0)	3	3	80	No
Receptor_285	2	2	(0)	3	3	80	No
Receptor_286	3	3	(0)	3	3	80	No
Receptor_287	3	3	(0)	3	3	80	No
Receptor_288	4	4	(0)	3	3	80	No
Receptor_289	4	4	(0)	3	3	80	No
Receptor_290	4	4	(0)	3	3	80	No
Receptor_291	3	3	(0)	3	3	80	No
Receptor_292	3	3	(0)	3	3	80	No
Receptor_293	3	3	(0)	3	3	80	No
Receptor_294	3	3	(0)	3	3	80	No
Receptor_295	3	3	(0)	3	3	80	No
Receptor_296	3	3	(0)	3	3	80	No
Receptor_297	3	3	(0)	3	3	80	No
Receptor_298	3	3	(0)	3	3	80	No
Receptor_299	3	3	(0)	3	3	80	No
Receptor_300	3	3	(0)	3	3	80	No
Receptor_301	3	3	(0)	3	3	80	No
Receptor_302	3	3	(0)	3	3	80	No
Receptor_303	3	3	(0)	3	3	80	No
Receptor_304	3	3	(0)	3	3	80	No
Receptor_305	3	3	(0)	3	3	80	No
Receptor_306	3	3	(0)	3	3	80	No
Receptor_307	3	3	(0)	3	3	80	No
Receptor_308	3	3	(0)	3	3	80	No
Receptor_309	3	3	(0)	3	3	80	No
Receptor_310	3	3	(0)	3	3	80	No
Receptor_311	2	2	(0)	3	3	80	No
Receptor_312	2	2	(0)	3	3	80	No
Receptor_313	2	2	(0)	3	3	80	No
Receptor_314	2	2	(0)	3	3	80	No
Receptor_315	2	2	(0)	3	3	80	No
Receptor_316	2	2	(0)	3	3	80	No
Receptor_317	2	2	(0)	3	3	80	No
Receptor_318	2	2	(0)	3	3	80	No
Receptor_319	2	1	(0)	3	3	80	No
Receptor_320	1	1	(0)	3	3	80	No
Receptor_321	1	1	(0)	3	3	80	No
Receptor_322	1	1	(0)	3	3	80	No
Receptor_323	1	1	(0)	3	3	80	No
Receptor_324	1	1	(0)	3	3	80	No
Receptor_325	1	1	(0)	3	3	80	No
Receptor_326	1	1	(0)	3	3	80	No
Receptor_327	7	7	0	3	3	80	No

**Respirable Particulate Matter (PM<sub>10</sub>) 24-Hr**

RECEPTOR ID	MAX CONC. (µg/m <sup>3</sup> )		INCREMENTAL DIFFERENCE		
	2016 WITHOUT PROJECT	2016 WITH PROJECT	PROJECT INCREASE	THRESHOLD	EXCEEDS?
Receptor_1	1.10	1.11	0.00	2.50	No
Receptor_2	1.15	1.15	0.00	2.50	No
Receptor_3	1.20	1.20	0.00	2.50	No
Receptor_4	1.23	1.23	0.00	2.50	No
Receptor_5	1.24	1.24	0.00	2.50	No
Receptor_6	1.24	1.24	0.00	2.50	No
Receptor_7	1.22	1.22	0.00	2.50	No
Receptor_8	1.18	1.18	0.00	2.50	No
Receptor_9	1.14	1.14	(0.00)	2.50	No
Receptor_10	1.13	1.13	(0.00)	2.50	No
Receptor_11	1.13	1.12	(0.00)	2.50	No
Receptor_12	1.13	1.12	(0.00)	2.50	No
Receptor_13	1.13	1.13	(0.00)	2.50	No
Receptor_14	1.14	1.14	(0.00)	2.50	No
Receptor_15	1.14	1.14	(0.00)	2.50	No
Receptor_16	1.14	1.14	(0.00)	2.50	No
Receptor_17	1.13	1.13	(0.00)	2.50	No
Receptor_18	1.10	1.10	(0.00)	2.50	No
Receptor_19	1.07	1.06	(0.00)	2.50	No
Receptor_20	1.02	1.02	(0.00)	2.50	No
Receptor_21	1.03	1.03	(0.00)	2.50	No
Receptor_22	1.04	1.04	(0.00)	2.50	No
Receptor_23	1.04	1.04	(0.00)	2.50	No
Receptor_24	1.04	1.04	(0.00)	2.50	No
Receptor_25	1.03	1.02	(0.00)	2.50	No
Receptor_26	1.01	1.01	(0.00)	2.50	No
Receptor_27	0.99	0.99	(0.00)	2.50	No
Receptor_28	0.96	0.96	(0.00)	2.50	No
Receptor_29	0.99	0.99	(0.00)	2.50	No
Receptor_30	1.02	1.02	(0.00)	2.50	No
Receptor_31	1.05	1.05	(0.00)	2.50	No
Receptor_32	1.05	1.04	(0.00)	2.50	No
Receptor_33	1.07	1.07	(0.00)	2.50	No
Receptor_34	1.10	1.09	(0.00)	2.50	No
Receptor_35	1.12	1.11	(0.00)	2.50	No
Receptor_36	1.13	1.13	(0.00)	2.50	No
Receptor_37	1.15	1.14	(0.00)	2.50	No
Receptor_38	1.15	1.15	(0.00)	2.50	No
Receptor_39	1.15	1.15	(0.00)	2.50	No
Receptor_40	1.21	1.21	(0.00)	2.50	No
Receptor_41	1.24	1.23	(0.00)	2.50	No
Receptor_42	1.26	1.26	(0.00)	2.50	No
Receptor_43	1.22	1.22	(0.00)	2.50	No
Receptor_44	1.21	1.21	(0.00)	2.50	No
Receptor_45	1.19	1.19	(0.00)	2.50	No
Receptor_46	1.28	1.28	(0.00)	2.50	No
Receptor_47	1.38	1.38	(0.00)	2.50	No
Receptor_48	1.35	1.35	(0.00)	2.50	No
Receptor_49	1.42	1.42	(0.00)	2.50	No
Receptor_50	1.45	1.45	(0.00)	2.50	No
Receptor_51	1.37	1.37	(0.00)	2.50	No
Receptor_52	1.28	1.29	0.00	2.50	No
Receptor_53	1.19	1.18	(0.00)	2.50	No
Receptor_54	1.15	1.15	(0.00)	2.50	No
Receptor_55	1.10	1.10	(0.00)	2.50	No

**Respirable Particulate Matter (PM<sub>10</sub>) 24-Hr**

RECEPTOR ID	MAX CONC. (µg/m <sup>3</sup> )		INCREMENTAL DIFFERENCE		
	2016 WITHOUT PROJECT	2016 WITH PROJECT	PROJECT INCREASE	THRESHOLD	EXCEEDS?
Receptor_56	1.11	1.11	(0.00)	2.50	No
Receptor_57	1.16	1.16	(0.00)	2.50	No
Receptor_58	1.21	1.21	(0.00)	2.50	No
Receptor_59	1.25	1.24	(0.00)	2.50	No
Receptor_60	1.33	1.32	(0.00)	2.50	No
Receptor_61	1.42	1.42	(0.00)	2.50	No
Receptor_62	1.52	1.51	(0.00)	2.50	No
Receptor_63	1.62	1.62	(0.01)	2.50	No
Receptor_64	1.74	1.74	(0.01)	2.50	No
Receptor_65	1.82	1.81	(0.01)	2.50	No
Receptor_66	1.89	1.88	(0.01)	2.50	No
Receptor_67	1.95	1.94	(0.01)	2.50	No
Receptor_68	2.02	2.01	(0.01)	2.50	No
Receptor_69	2.21	2.20	(0.01)	2.50	No
Receptor_70	2.14	2.13	(0.01)	2.50	No
Receptor_71	2.08	2.07	(0.01)	2.50	No
Receptor_72	2.01	2.01	(0.01)	2.50	No
Receptor_73	1.95	1.95	(0.00)	2.50	No
Receptor_74	1.89	1.89	(0.00)	2.50	No
Receptor_75	1.82	1.82	0.00	2.50	No
Receptor_76	1.99	1.99	0.00	2.50	No
Receptor_77	1.94	1.94	0.00	2.50	No
Receptor_78	1.89	1.89	0.00	2.50	No
Receptor_79	2.03	2.03	0.00	2.50	No
Receptor_80	2.19	2.19	0.00	2.50	No
Receptor_81	2.37	2.37	(0.00)	2.50	No
Receptor_82	2.24	2.24	0.00	2.50	No
Receptor_83	2.11	2.12	0.00	2.50	No
Receptor_84	1.96	1.96	0.01	2.50	No
Receptor_85	1.82	1.83	0.01	2.50	No
Receptor_86	1.70	1.71	0.01	2.50	No
Receptor_87	1.63	1.64	0.01	2.50	No
Receptor_88	1.55	1.57	0.02	2.50	No
Receptor_89	1.47	1.49	0.02	2.50	No
Receptor_90	1.35	1.37	0.03	2.50	No
Receptor_91	1.23	1.26	0.03	2.50	No
Receptor_92	1.13	1.16	0.03	2.50	No
Receptor_93	1.11	1.14	0.03	2.50	No
Receptor_94	1.09	1.12	0.03	2.50	No
Receptor_95	1.06	1.10	0.04	2.50	No
Receptor_96	1.03	1.07	0.04	2.50	No
Receptor_97	1.01	1.04	0.04	2.50	No
Receptor_98	1.11	1.15	0.04	2.50	No
Receptor_99	1.23	1.28	0.05	2.50	No
Receptor_100	1.39	1.44	0.05	2.50	No
Receptor_101	1.33	1.39	0.06	2.50	No
Receptor_102	1.26	1.32	0.06	2.50	No
Receptor_103	1.28	1.26	(0.02)	2.50	No
Receptor_104	1.32	1.28	(0.04)	2.50	No
Receptor_105	1.34	1.29	(0.04)	2.50	No
Receptor_106	1.42	1.38	(0.05)	2.50	No
Receptor_107	1.53	1.47	(0.05)	2.50	No
Receptor_108	1.52	1.47	(0.05)	2.50	No
Receptor_109	1.45	1.41	(0.04)	2.50	No
Receptor_110	1.37	1.35	(0.02)	2.50	No

**Respirable Particulate Matter (PM<sub>10</sub>) 24-Hr**

RECEPTOR ID	MAX CONC. (µg/m <sup>3</sup> )		INCREMENTAL DIFFERENCE		
	2016 WITHOUT PROJECT	2016 WITH PROJECT	PROJECT INCREASE	THRESHOLD	EXCEEDS?
Receptor_111	1.28	1.26	(0.02)	2.50	No
Receptor_112	1.24	1.25	0.00	2.50	No
Receptor_113	1.19	1.22	0.03	2.50	No
Receptor_114	1.19	1.19	(0.00)	2.50	No
Receptor_115	1.18	1.19	0.01	2.50	No
Receptor_116	1.15	1.17	0.02	2.50	No
Receptor_117	1.25	1.25	0.01	2.50	No
Receptor_118	1.40	1.38	(0.02)	2.50	No
Receptor_119	1.58	1.57	(0.01)	2.50	No
Receptor_120	1.80	1.79	(0.00)	2.50	No
Receptor_121	1.89	1.90	0.01	2.50	No
Receptor_122	1.96	2.00	0.04	2.50	No
Receptor_123	1.88	1.92	0.04	2.50	No
Receptor_124	1.79	1.84	0.05	2.50	No
Receptor_125	1.97	2.11	0.14	2.50	No
Receptor_126	1.90	2.03	0.13	2.50	No
Receptor_127	1.67	1.72	0.05	2.50	No
Receptor_128	1.53	1.55	0.02	2.50	No
Receptor_129	1.45	1.46	0.01	2.50	No
Receptor_130	1.41	1.42	0.01	2.50	No
Receptor_131	1.37	1.38	0.01	2.50	No
Receptor_132	1.28	1.29	0.01	2.50	No
Receptor_133	1.20	1.20	0.00	2.50	No
Receptor_134	1.13	1.13	(0.00)	2.50	No
Receptor_135	1.07	1.07	(0.00)	2.50	No
Receptor_136	1.02	1.01	(0.01)	2.50	No
Receptor_137	0.97	0.96	(0.01)	2.50	No
Receptor_138	1.00	0.99	(0.00)	2.50	No
Receptor_139	1.02	1.02	0.00	2.50	No
Receptor_140	1.01	1.01	0.00	2.50	No
Receptor_141	1.04	1.04	0.01	2.50	No
Receptor_142	1.02	1.03	0.01	2.50	No
Receptor_143	1.05	1.06	0.01	2.50	No
Receptor_144	1.07	1.08	0.01	2.50	No
Receptor_145	1.09	1.12	0.03	2.50	No
Receptor_146	1.07	1.08	0.01	2.50	No
Receptor_147	1.04	1.05	0.01	2.50	No
Receptor_148	1.03	1.03	0.01	2.50	No
Receptor_149	1.05	1.06	0.00	2.50	No
Receptor_150	1.08	1.08	0.00	2.50	No
Receptor_151	1.11	1.12	0.00	2.50	No
Receptor_152	1.16	1.16	(0.00)	2.50	No
Receptor_153	1.22	1.21	(0.00)	2.50	No
Receptor_154	1.27	1.29	0.02	2.50	No
Receptor_155	1.23	1.25	0.02	2.50	No
Receptor_156	1.20	1.22	0.02	2.50	No
Receptor_157	1.26	1.29	0.03	2.50	No
Receptor_158	1.31	1.33	0.02	2.50	No
Receptor_159	1.34	1.37	0.03	2.50	No
Receptor_160	1.37	1.40	0.03	2.50	No
Receptor_161	1.40	1.43	0.03	2.50	No
Receptor_162	1.44	1.48	0.04	2.50	No
Receptor_163	1.50	1.54	0.04	2.50	No
Receptor_164	1.57	1.61	0.05	2.50	No
Receptor_165	1.64	1.70	0.06	2.50	No

**Respirable Particulate Matter (PM<sub>10</sub>) 24-Hr**

RECEPTOR ID	MAX CONC. (µg/m <sup>3</sup> )		INCREMENTAL DIFFERENCE		
	2016 WITHOUT PROJECT	2016 WITH PROJECT	PROJECT INCREASE	THRESHOLD	EXCEEDS?
Receptor_166	1.74	1.81	0.07	2.50	No
Receptor_167	1.85	1.93	0.08	2.50	No
Receptor_168	1.98	2.08	0.10	2.50	No
Receptor_169	2.08	2.19	0.11	2.50	No
Receptor_170	2.00	2.05	0.05	2.50	No
Receptor_171	1.85	1.85	0.00	2.50	No
Receptor_172	1.75	1.74	(0.01)	2.50	No
Receptor_173	1.72	1.71	(0.01)	2.50	No
Receptor_174	1.72	1.71	(0.01)	2.50	No
Receptor_175	1.71	1.70	(0.00)	2.50	No
Receptor_176	1.69	1.69	(0.00)	2.50	No
Receptor_177	1.67	1.67	(0.00)	2.50	No
Receptor_178	1.65	1.65	0.00	2.50	No
Receptor_179	1.64	1.64	0.00	2.50	No
Receptor_180	1.62	1.62	0.00	2.50	No
Receptor_181	1.61	1.61	0.00	2.50	No
Receptor_182	1.60	1.61	0.00	2.50	No
Receptor_183	1.60	1.61	0.00	2.50	No
Receptor_184	1.61	1.62	0.00	2.50	No
Receptor_185	1.61	1.62	0.00	2.50	No
Receptor_186	1.59	1.58	(0.01)	2.50	No
Receptor_187	1.59	1.59	(0.01)	2.50	No
Receptor_188	1.58	1.57	(0.01)	2.50	No
Receptor_189	1.54	1.54	(0.01)	2.50	No
Receptor_190	1.59	1.59	(0.00)	2.50	No
Receptor_191	1.46	1.46	(0.00)	2.50	No
Receptor_192	1.35	1.35	0.00	2.50	No
Receptor_193	1.26	1.26	0.00	2.50	No
Receptor_194	1.18	1.19	0.00	2.50	No
Receptor_195	1.11	1.12	0.01	2.50	No
Receptor_196	1.07	1.07	0.01	2.50	No
Receptor_197	1.03	1.04	0.01	2.50	No
Receptor_198	0.99	1.00	0.01	2.50	No
Receptor_199	0.96	0.97	0.01	2.50	No
Receptor_200	0.93	0.94	0.01	2.50	No
Receptor_201	0.91	0.92	0.01	2.50	No
Receptor_202	0.90	0.91	0.01	2.50	No
Receptor_203	0.90	0.91	0.01	2.50	No
Receptor_204	0.90	0.90	0.01	2.50	No
Receptor_205	0.89	0.90	0.01	2.50	No
Receptor_206	0.89	0.89	0.01	2.50	No
Receptor_207	0.88	0.88	0.01	2.50	No
Receptor_208	0.87	0.87	0.01	2.50	No
Receptor_209	0.88	0.89	0.01	2.50	No
Receptor_210	0.92	0.92	0.00	2.50	No
Receptor_211	0.96	0.97	0.00	2.50	No
Receptor_212	1.01	1.02	0.00	2.50	No
Receptor_213	1.07	1.08	0.00	2.50	No
Receptor_214	1.14	1.14	0.00	2.50	No
Receptor_215	1.22	1.22	0.00	2.50	No
Receptor_216	1.30	1.30	0.00	2.50	No
Receptor_217	1.35	1.35	0.00	2.50	No
Receptor_218	1.37	1.37	0.00	2.50	No
Receptor_219	1.46	1.46	(0.00)	2.50	No
Receptor_220	1.55	1.55	(0.00)	2.50	No



**Respirable Particulate Matter (PM<sub>10</sub>) 24-Hr**

RECEPTOR ID	MAX CONC. (µg/m <sup>3</sup> )		INCREMENTAL DIFFERENCE		
	2016 WITHOUT PROJECT	2016 WITH PROJECT	PROJECT INCREASE	THRESHOLD	EXCEEDS?
Receptor_221	1.60	1.60	(0.00)	2.50	No
Receptor_222	1.63	1.63	(0.00)	2.50	No
Receptor_223	1.64	1.64	(0.00)	2.50	No
Receptor_224	1.63	1.63	(0.00)	2.50	No
Receptor_225	1.61	1.61	(0.00)	2.50	No
Receptor_226	1.48	1.48	(0.00)	2.50	No
Receptor_227	1.79	1.78	(0.00)	2.50	No
Receptor_228	2.05	2.04	(0.01)	2.50	No
Receptor_229	2.40	2.39	(0.01)	2.50	No
Receptor_230	2.45	2.44	(0.01)	2.50	No
Receptor_231	2.44	2.44	(0.01)	2.50	No
Receptor_232	2.82	2.82	(0.01)	2.50	No
Receptor_233	3.32	3.31	(0.01)	2.50	No
Receptor_234	4.01	4.00	(0.01)	2.50	No
Receptor_235	4.23	4.22	(0.01)	2.50	No
Receptor_236	5.56	5.54	(0.01)	2.50	No
Receptor_237	4.65	4.64	(0.01)	2.50	No
Receptor_238	3.85	3.85	(0.01)	2.50	No
Receptor_239	3.30	3.30	(0.01)	2.50	No
Receptor_240	3.32	3.32	(0.01)	2.50	No
Receptor_241	2.76	2.76	(0.00)	2.50	No
Receptor_242	2.36	2.36	(0.00)	2.50	No
Receptor_243	2.06	2.06	(0.00)	2.50	No
Receptor_244	1.83	1.83	(0.00)	2.50	No
Receptor_245	1.57	1.57	(0.00)	2.50	No
Receptor_246	1.43	1.44	0.00	2.50	No
Receptor_247	1.41	1.41	0.00	2.50	No
Receptor_248	1.33	1.34	0.00	2.50	No
Receptor_249	1.23	1.23	0.00	2.50	No
Receptor_250	1.13	1.14	0.00	2.50	No
Receptor_251	1.11	1.11	0.00	2.50	No
Receptor_252	1.08	1.08	0.00	2.50	No
Receptor_253	1.13	1.13	0.00	2.50	No
Receptor_254	1.19	1.19	0.00	2.50	No
Receptor_255	1.27	1.27	0.00	2.50	No
Receptor_256	1.32	1.33	0.00	2.50	No
Receptor_257	1.38	1.38	0.00	2.50	No
Receptor_258	1.48	1.48	0.00	2.50	No
Receptor_259	1.41	1.42	0.00	2.50	No
Receptor_260	1.33	1.33	0.00	2.50	No
Receptor_261	1.39	1.39	0.00	2.50	No
Receptor_262	1.46	1.46	0.00	2.50	No
Receptor_263	1.35	1.35	0.00	2.50	No
Receptor_264	1.25	1.25	0.00	2.50	No
Receptor_265	1.16	1.16	0.00	2.50	No
Receptor_266	1.08	1.08	0.00	2.50	No
Receptor_267	1.12	1.12	0.00	2.50	No
Receptor_268	1.16	1.16	0.00	2.50	No
Receptor_269	1.18	1.19	0.00	2.50	No
Receptor_270	1.20	1.20	0.00	2.50	No
Receptor_271	1.23	1.22	(0.01)	2.50	No
Receptor_272	1.29	1.28	(0.01)	2.50	No
Receptor_273	1.34	1.34	(0.01)	2.50	No
Receptor_274	1.39	1.38	(0.01)	2.50	No
Receptor_275	1.44	1.43	(0.01)	2.50	No

**Respirable Particulate Matter (PM<sub>10</sub>) 24-Hr**

RECEPTOR ID	MAX CONC. (µg/m <sup>3</sup> )		INCREMENTAL DIFFERENCE		
	2016 WITHOUT PROJECT	2016 WITH PROJECT	PROJECT INCREASE	THRESHOLD	EXCEEDS?
Receptor_276	1.48	1.47	(0.01)	2.50	No
Receptor_277	1.52	1.51	(0.01)	2.50	No
Receptor_278	1.56	1.55	(0.01)	2.50	No
Receptor_279	1.60	1.59	(0.01)	2.50	No
Receptor_280	1.64	1.63	(0.01)	2.50	No
Receptor_281	1.69	1.68	(0.02)	2.50	No
Receptor_282	1.74	1.72	(0.02)	2.50	No
Receptor_283	1.79	1.77	(0.02)	2.50	No
Receptor_284	1.84	1.82	(0.02)	2.50	No
Receptor_285	1.89	1.87	(0.03)	2.50	No
Receptor_286	2.04	2.01	(0.03)	2.50	No
Receptor_287	2.17	2.14	(0.02)	2.50	No
Receptor_288	2.35	2.35	0.00	2.50	No
Receptor_289	2.37	2.37	(0.00)	2.50	No
Receptor_290	2.30	2.27	(0.03)	2.50	No
Receptor_291	2.25	2.21	(0.04)	2.50	No
Receptor_292	2.18	2.13	(0.05)	2.50	No
Receptor_293	2.27	2.20	(0.06)	2.50	No
Receptor_294	2.35	2.28	(0.07)	2.50	No
Receptor_295	2.43	2.35	(0.08)	2.50	No
Receptor_296	2.48	2.40	(0.08)	2.50	No
Receptor_297	2.53	2.44	(0.08)	2.50	No
Receptor_298	2.54	2.45	(0.09)	2.50	No
Receptor_299	2.52	2.43	(0.09)	2.50	No
Receptor_300	2.47	2.47	(0.01)	2.50	No
Receptor_301	2.52	2.51	(0.01)	2.50	No
Receptor_302	2.55	2.54	(0.01)	2.50	No
Receptor_303	2.50	2.48	(0.02)	2.50	No
Receptor_304	2.44	2.45	0.00	2.50	No
Receptor_305	2.40	2.41	0.00	2.50	No
Receptor_306	2.35	2.36	0.00	2.50	No
Receptor_307	2.33	2.32	(0.00)	2.50	No
Receptor_308	2.31	2.29	(0.02)	2.50	No
Receptor_309	2.29	2.26	(0.03)	2.50	No
Receptor_310	2.19	2.16	(0.03)	2.50	No
Receptor_311	2.04	2.04	(0.01)	2.50	No
Receptor_312	1.94	1.93	(0.01)	2.50	No
Receptor_313	1.83	1.82	(0.01)	2.50	No
Receptor_314	1.71	1.71	0.00	2.50	No
Receptor_315	1.61	1.62	0.00	2.50	No
Receptor_316	1.54	1.54	(0.00)	2.50	No
Receptor_317	1.49	1.49	(0.00)	2.50	No
Receptor_318	1.44	1.44	0.00	2.50	No
Receptor_319	1.39	1.39	0.00	2.50	No
Receptor_320	1.35	1.35	0.00	2.50	No
Receptor_321	1.30	1.31	0.00	2.50	No
Receptor_322	1.27	1.27	0.00	2.50	No
Receptor_323	1.24	1.24	0.00	2.50	No
Receptor_324	1.20	1.20	0.00	2.50	No
Receptor_325	1.17	1.17	0.00	2.50	No
Receptor_326	1.14	1.14	0.00	2.50	No
Receptor_327	1.78	1.76	(0.01)	2.50	No

**Respirable Particulate Matter (PM<sub>10</sub>) Annual**

RECEPTOR ID	MAX CONC. (µg/m <sup>3</sup> )		INCREMENTAL DIFFERENCE		
	2016 WITHOUT PROJECT	2016 WITH PROJECT	PROJECT INCREASE	THRESHOLD	EXCEEDS?
Receptor_1	0.18	0.18	(0.00)	1.00	No
Receptor_2	0.19	0.19	(0.00)	1.00	No
Receptor_3	0.19	0.19	(0.00)	1.00	No
Receptor_4	0.20	0.20	(0.00)	1.00	No
Receptor_5	0.20	0.20	(0.00)	1.00	No
Receptor_6	0.21	0.20	(0.00)	1.00	No
Receptor_7	0.21	0.21	(0.00)	1.00	No
Receptor_8	0.21	0.21	(0.00)	1.00	No
Receptor_9	0.21	0.21	(0.00)	1.00	No
Receptor_10	0.21	0.21	(0.00)	1.00	No
Receptor_11	0.21	0.21	(0.00)	1.00	No
Receptor_12	0.21	0.21	(0.00)	1.00	No
Receptor_13	0.21	0.21	(0.00)	1.00	No
Receptor_14	0.21	0.21	(0.00)	1.00	No
Receptor_15	0.21	0.20	(0.00)	1.00	No
Receptor_16	0.20	0.20	(0.00)	1.00	No
Receptor_17	0.20	0.20	(0.00)	1.00	No
Receptor_18	0.20	0.20	(0.00)	1.00	No
Receptor_19	0.19	0.19	(0.00)	1.00	No
Receptor_20	0.19	0.19	(0.00)	1.00	No
Receptor_21	0.19	0.18	(0.00)	1.00	No
Receptor_22	0.18	0.18	(0.00)	1.00	No
Receptor_23	0.18	0.17	(0.00)	1.00	No
Receptor_24	0.17	0.17	(0.00)	1.00	No
Receptor_25	0.16	0.16	(0.00)	1.00	No
Receptor_26	0.16	0.16	(0.00)	1.00	No
Receptor_27	0.15	0.15	(0.00)	1.00	No
Receptor_28	0.15	0.14	(0.00)	1.00	No
Receptor_29	0.15	0.15	(0.00)	1.00	No
Receptor_30	0.16	0.15	(0.00)	1.00	No
Receptor_31	0.16	0.16	(0.00)	1.00	No
Receptor_32	0.16	0.16	(0.00)	1.00	No
Receptor_33	0.16	0.16	(0.00)	1.00	No
Receptor_34	0.17	0.17	(0.00)	1.00	No
Receptor_35	0.17	0.17	(0.00)	1.00	No
Receptor_36	0.18	0.17	(0.00)	1.00	No
Receptor_37	0.18	0.18	(0.00)	1.00	No
Receptor_38	0.18	0.18	(0.00)	1.00	No
Receptor_39	0.18	0.18	(0.00)	1.00	No
Receptor_40	0.19	0.19	(0.00)	1.00	No
Receptor_41	0.20	0.20	(0.00)	1.00	No
Receptor_42	0.21	0.20	(0.00)	1.00	No
Receptor_43	0.20	0.20	(0.00)	1.00	No
Receptor_44	0.20	0.20	(0.00)	1.00	No
Receptor_45	0.20	0.20	(0.00)	1.00	No
Receptor_46	0.22	0.22	(0.00)	1.00	No
Receptor_47	0.23	0.23	(0.00)	1.00	No
Receptor_48	0.23	0.23	(0.00)	1.00	No
Receptor_49	0.24	0.24	(0.00)	1.00	No
Receptor_50	0.25	0.25	(0.00)	1.00	No
Receptor_51	0.24	0.24	(0.00)	1.00	No
Receptor_52	0.23	0.23	(0.00)	1.00	No
Receptor_53	0.22	0.22	(0.00)	1.00	No
Receptor_54	0.21	0.20	(0.00)	1.00	No
Receptor_55	0.20	0.19	(0.00)	1.00	No

**Respirable Particulate Matter (PM<sub>10</sub>) Annual**

RECEPTOR ID	MAX CONC. (µg/m <sup>3</sup> )		INCREMENTAL DIFFERENCE		
	2016 WITHOUT PROJECT	2016 WITH PROJECT	PROJECT INCREASE	THRESHOLD	EXCEEDS?
Receptor_56	0.19	0.19	(0.00)	1.00	No
Receptor_57	0.20	0.20	(0.00)	1.00	No
Receptor_58	0.21	0.21	(0.00)	1.00	No
Receptor_59	0.22	0.22	(0.00)	1.00	No
Receptor_60	0.23	0.23	(0.00)	1.00	No
Receptor_61	0.25	0.25	(0.00)	1.00	No
Receptor_62	0.27	0.26	(0.00)	1.00	No
Receptor_63	0.28	0.28	(0.00)	1.00	No
Receptor_64	0.31	0.30	(0.00)	1.00	No
Receptor_65	0.32	0.32	(0.00)	1.00	No
Receptor_66	0.33	0.33	(0.00)	1.00	No
Receptor_67	0.35	0.34	(0.00)	1.00	No
Receptor_68	0.36	0.36	(0.00)	1.00	No
Receptor_69	0.40	0.40	(0.00)	1.00	No
Receptor_70	0.39	0.38	(0.00)	1.00	No
Receptor_71	0.38	0.37	(0.00)	1.00	No
Receptor_72	0.36	0.36	(0.00)	1.00	No
Receptor_73	0.35	0.35	(0.00)	1.00	No
Receptor_74	0.34	0.34	(0.00)	1.00	No
Receptor_75	0.33	0.33	(0.00)	1.00	No
Receptor_76	0.38	0.38	(0.00)	1.00	No
Receptor_77	0.37	0.37	(0.00)	1.00	No
Receptor_78	0.36	0.36	(0.00)	1.00	No
Receptor_79	0.42	0.41	(0.00)	1.00	No
Receptor_80	0.49	0.48	(0.00)	1.00	No
Receptor_81	0.58	0.57	(0.01)	1.00	No
Receptor_82	0.53	0.53	(0.00)	1.00	No
Receptor_83	0.49	0.49	(0.00)	1.00	No
Receptor_84	0.42	0.42	(0.00)	1.00	No
Receptor_85	0.36	0.36	(0.00)	1.00	No
Receptor_86	0.32	0.32	(0.00)	1.00	No
Receptor_87	0.30	0.30	(0.00)	1.00	No
Receptor_88	0.29	0.29	(0.00)	1.00	No
Receptor_89	0.28	0.28	(0.00)	1.00	No
Receptor_90	0.25	0.25	(0.00)	1.00	No
Receptor_91	0.23	0.23	0.00	1.00	No
Receptor_92	0.21	0.21	0.00	1.00	No
Receptor_93	0.21	0.21	0.00	1.00	No
Receptor_94	0.22	0.22	0.00	1.00	No
Receptor_95	0.22	0.22	0.00	1.00	No
Receptor_96	0.23	0.23	0.00	1.00	No
Receptor_97	0.23	0.23	0.00	1.00	No
Receptor_98	0.26	0.26	0.00	1.00	No
Receptor_99	0.30	0.30	0.00	1.00	No
Receptor_100	0.34	0.34	-	1.00	No
Receptor_101	0.35	0.35	0.00	1.00	No
Receptor_102	0.36	0.36	0.00	1.00	No
Receptor_103	0.37	0.37	0.00	1.00	No
Receptor_104	0.38	0.38	0.00	1.00	No
Receptor_105	0.38	0.39	0.00	1.00	No
Receptor_106	0.43	0.43	0.00	1.00	No
Receptor_107	0.48	0.48	0.00	1.00	No
Receptor_108	0.48	0.48	0.00	1.00	No
Receptor_109	0.45	0.45	0.00	1.00	No
Receptor_110	0.43	0.43	0.00	1.00	No

**Respirable Particulate Matter (PM<sub>10</sub>) Annual**

RECEPTOR ID	MAX CONC. (µg/m <sup>3</sup> )		INCREMENTAL DIFFERENCE		
	2016 WITHOUT PROJECT	2016 WITH PROJECT	PROJECT INCREASE	THRESHOLD	EXCEEDS?
Receptor_111	0.38	0.38	0.00	1.00	No
Receptor_112	0.39	0.39	0.00	1.00	No
Receptor_113	0.40	0.40	0.00	1.00	No
Receptor_114	0.41	0.41	0.00	1.00	No
Receptor_115	0.41	0.41	0.00	1.00	No
Receptor_116	0.42	0.42	0.00	1.00	No
Receptor_117	0.48	0.48	0.00	1.00	No
Receptor_118	0.56	0.56	0.00	1.00	No
Receptor_119	0.65	0.66	0.00	1.00	No
Receptor_120	0.78	0.78	0.00	1.00	No
Receptor_121	0.85	0.86	0.01	1.00	No
Receptor_122	0.92	0.94	0.02	1.00	No
Receptor_123	0.89	0.91	0.03	1.00	No
Receptor_124	0.86	0.88	0.03	1.00	No
Receptor_125	0.97	1.03	0.06	1.00	No
Receptor_126	0.93	0.99	0.06	1.00	No
Receptor_127	0.81	0.85	0.04	1.00	No
Receptor_128	0.71	0.73	0.02	1.00	No
Receptor_129	0.65	0.66	0.01	1.00	No
Receptor_130	0.64	0.65	0.02	1.00	No
Receptor_131	0.62	0.64	0.02	1.00	No
Receptor_132	0.57	0.58	0.01	1.00	No
Receptor_133	0.53	0.54	0.01	1.00	No
Receptor_134	0.49	0.50	0.01	1.00	No
Receptor_135	0.46	0.46	0.01	1.00	No
Receptor_136	0.43	0.43	0.01	1.00	No
Receptor_137	0.40	0.41	0.01	1.00	No
Receptor_138	0.42	0.43	0.01	1.00	No
Receptor_139	0.44	0.45	0.01	1.00	No
Receptor_140	0.44	0.45	0.01	1.00	No
Receptor_141	0.47	0.48	0.01	1.00	No
Receptor_142	0.46	0.47	0.01	1.00	No
Receptor_143	0.49	0.50	0.01	1.00	No
Receptor_144	0.52	0.53	0.01	1.00	No
Receptor_145	0.54	0.55	0.01	1.00	No
Receptor_146	0.52	0.53	0.01	1.00	No
Receptor_147	0.50	0.52	0.01	1.00	No
Receptor_148	0.50	0.51	0.01	1.00	No
Receptor_149	0.51	0.52	0.01	1.00	No
Receptor_150	0.53	0.54	0.01	1.00	No
Receptor_151	0.55	0.56	0.01	1.00	No
Receptor_152	0.57	0.58	0.01	1.00	No
Receptor_153	0.60	0.60	0.01	1.00	No
Receptor_154	0.61	0.62	0.01	1.00	No
Receptor_155	0.60	0.61	0.01	1.00	No
Receptor_156	0.58	0.59	0.01	1.00	No
Receptor_157	0.60	0.61	0.01	1.00	No
Receptor_158	0.62	0.63	0.01	1.00	No
Receptor_159	0.64	0.65	0.01	1.00	No
Receptor_160	0.65	0.66	0.01	1.00	No
Receptor_161	0.67	0.68	0.01	1.00	No
Receptor_162	0.69	0.71	0.02	1.00	No
Receptor_163	0.72	0.74	0.02	1.00	No
Receptor_164	0.75	0.78	0.02	1.00	No
Receptor_165	0.79	0.82	0.03	1.00	No

# Respirable Particulate Matter (PM<sub>10</sub>) Annual

RECEPTOR ID	MAX CONC. (µg/m <sup>3</sup> )		INCREMENTAL DIFFERENCE		
	2016 WITHOUT PROJECT	2016 WITH PROJECT	PROJECT INCREASE	THRESHOLD	EXCEEDS?
Receptor_166	0.84	0.88	0.04	1.00	No
Receptor_167	0.90	0.95	0.05	1.00	No
Receptor_168	0.98	1.04	0.06	1.00	No
Receptor_169	1.03	1.10	0.07	1.00	No
Receptor_170	1.00	1.04	0.04	1.00	No
Receptor_171	0.94	0.95	0.02	1.00	No
Receptor_172	0.90	0.91	0.01	1.00	No
Receptor_173	0.90	0.91	0.01	1.00	No
Receptor_174	0.89	0.90	0.00	1.00	No
Receptor_175	0.88	0.88	0.00	1.00	No
Receptor_176	0.87	0.87	0.00	1.00	No
Receptor_177	0.85	0.86	0.00	1.00	No
Receptor_178	0.84	0.85	0.00	1.00	No
Receptor_179	0.83	0.83	0.00	1.00	No
Receptor_180	0.82	0.82	0.00	1.00	No
Receptor_181	0.81	0.81	0.00	1.00	No
Receptor_182	0.80	0.80	0.00	1.00	No
Receptor_183	0.79	0.79	0.00	1.00	No
Receptor_184	0.78	0.78	0.00	1.00	No
Receptor_185	0.77	0.77	0.00	1.00	No
Receptor_186	0.76	0.76	0.00	1.00	No
Receptor_187	0.75	0.75	0.00	1.00	No
Receptor_188	0.74	0.74	0.00	1.00	No
Receptor_189	0.73	0.73	0.00	1.00	No
Receptor_190	0.73	0.73	0.00	1.00	No
Receptor_191	0.67	0.67	0.00	1.00	No
Receptor_192	0.63	0.63	0.00	1.00	No
Receptor_193	0.59	0.59	0.00	1.00	No
Receptor_194	0.56	0.57	0.00	1.00	No
Receptor_195	0.53	0.54	0.00	1.00	No
Receptor_196	0.51	0.51	0.00	1.00	No
Receptor_197	0.49	0.49	0.00	1.00	No
Receptor_198	0.47	0.47	0.00	1.00	No
Receptor_199	0.45	0.45	0.01	1.00	No
Receptor_200	0.44	0.44	0.01	1.00	No
Receptor_201	0.43	0.43	0.01	1.00	No
Receptor_202	0.42	0.42	0.01	1.00	No
Receptor_203	0.41	0.41	0.00	1.00	No
Receptor_204	0.40	0.41	0.00	1.00	No
Receptor_205	0.39	0.40	0.00	1.00	No
Receptor_206	0.39	0.39	0.00	1.00	No
Receptor_207	0.38	0.38	0.00	1.00	No
Receptor_208	0.37	0.38	0.00	1.00	No
Receptor_209	0.38	0.38	0.00	1.00	No
Receptor_210	0.39	0.40	0.00	1.00	No
Receptor_211	0.41	0.41	0.00	1.00	No
Receptor_212	0.43	0.43	0.00	1.00	No
Receptor_213	0.45	0.45	0.00	1.00	No
Receptor_214	0.48	0.48	0.00	1.00	No
Receptor_215	0.50	0.51	0.00	1.00	No
Receptor_216	0.53	0.53	0.00	1.00	No
Receptor_217	0.56	0.56	0.00	1.00	No
Receptor_218	0.57	0.57	0.00	1.00	No
Receptor_219	0.61	0.61	0.00	1.00	No
Receptor_220	0.64	0.64	0.00	1.00	No

Respirable Particulate Matter (PM<sub>10</sub>) Annual

RECEPTOR ID	MAX CONC. (µg/m <sup>3</sup> )		INCREMENTAL DIFFERENCE		
	2016 WITHOUT PROJECT	2016 WITH PROJECT	PROJECT INCREASE	THRESHOLD	EXCEEDS?
Receptor_221	0.67	0.67	0.00	1.00	No
Receptor_222	0.68	0.68	0.00	1.00	No
Receptor_223	0.70	0.70	0.00	1.00	No
Receptor_224	0.71	0.71	0.00	1.00	No
Receptor_225	0.71	0.72	0.00	1.00	No
Receptor_226	0.67	0.67	0.00	1.00	No
Receptor_227	0.79	0.79	0.00	1.00	No
Receptor_228	0.89	0.89	0.00	1.00	No
Receptor_229	1.02	1.02	(0.00)	1.00	No
Receptor_230	1.02	1.02	(0.00)	1.00	No
Receptor_231	1.00	1.00	(0.00)	1.00	No
Receptor_232	1.16	1.15	(0.00)	1.00	No
Receptor_233	1.36	1.36	(0.00)	1.00	No
Receptor_234	1.64	1.64	(0.00)	1.00	No
Receptor_235	1.75	1.74	(0.00)	1.00	No
Receptor_236	2.30	2.30	(0.00)	1.00	No
Receptor_237	1.91	1.91	(0.00)	1.00	No
Receptor_238	1.57	1.57	(0.00)	1.00	No
Receptor_239	1.33	1.33	(0.00)	1.00	No
Receptor_240	1.35	1.35	(0.00)	1.00	No
Receptor_241	1.12	1.12	(0.00)	1.00	No
Receptor_242	0.96	0.96	(0.00)	1.00	No
Receptor_243	0.83	0.83	(0.00)	1.00	No
Receptor_244	0.74	0.74	(0.00)	1.00	No
Receptor_245	0.64	0.64	(0.00)	1.00	No
Receptor_246	0.60	0.60	(0.00)	1.00	No
Receptor_247	0.55	0.55	(0.00)	1.00	No
Receptor_248	0.49	0.49	(0.00)	1.00	No
Receptor_249	0.42	0.42	(0.00)	1.00	No
Receptor_250	0.36	0.36	(0.00)	1.00	No
Receptor_251	0.31	0.31	(0.00)	1.00	No
Receptor_252	0.27	0.27	(0.00)	1.00	No
Receptor_253	0.28	0.28	(0.00)	1.00	No
Receptor_254	0.29	0.29	(0.00)	1.00	No
Receptor_255	0.30	0.30	(0.00)	1.00	No
Receptor_256	0.34	0.34	(0.00)	1.00	No
Receptor_257	0.40	0.40	(0.00)	1.00	No
Receptor_258	0.42	0.42	(0.00)	1.00	No
Receptor_259	0.36	0.36	(0.00)	1.00	No
Receptor_260	0.31	0.31	(0.00)	1.00	No
Receptor_261	0.32	0.31	(0.00)	1.00	No
Receptor_262	0.33	0.33	(0.00)	1.00	No
Receptor_263	0.28	0.28	(0.00)	1.00	No
Receptor_264	0.24	0.24	(0.00)	1.00	No
Receptor_265	0.21	0.21	(0.00)	1.00	No
Receptor_266	0.19	0.19	(0.00)	1.00	No
Receptor_267	0.19	0.19	(0.00)	1.00	No
Receptor_268	0.20	0.20	(0.00)	1.00	No
Receptor_269	0.21	0.21	(0.00)	1.00	No
Receptor_270	0.22	0.22	(0.00)	1.00	No
Receptor_271	0.23	0.23	(0.00)	1.00	No
Receptor_272	0.24	0.24	(0.00)	1.00	No
Receptor_273	0.25	0.25	(0.00)	1.00	No
Receptor_274	0.27	0.27	(0.00)	1.00	No
Receptor_275	0.28	0.28	(0.00)	1.00	No

**Respirable Particulate Matter (PM<sub>10</sub>) Annual**

RECEPTOR ID	MAX CONC. (µg/m <sup>3</sup> )		INCREMENTAL DIFFERENCE		
	2016 WITHOUT PROJECT	2016 WITH PROJECT	PROJECT INCREASE	THRESHOLD	EXCEEDS?
Receptor_276	0.29	0.29	(0.00)	1.00	No
Receptor_277	0.31	0.30	(0.00)	1.00	No
Receptor_278	0.32	0.32	(0.00)	1.00	No
Receptor_279	0.33	0.33	(0.00)	1.00	No
Receptor_280	0.34	0.34	(0.00)	1.00	No
Receptor_281	0.36	0.36	(0.00)	1.00	No
Receptor_282	0.37	0.37	(0.00)	1.00	No
Receptor_283	0.38	0.38	(0.00)	1.00	No
Receptor_284	0.39	0.39	(0.00)	1.00	No
Receptor_285	0.40	0.40	(0.00)	1.00	No
Receptor_286	0.48	0.48	(0.00)	1.00	No
Receptor_287	0.55	0.55	(0.00)	1.00	No
Receptor_288	0.65	0.65	(0.00)	1.00	No
Receptor_289	0.66	0.66	(0.00)	1.00	No
Receptor_290	0.58	0.58	(0.00)	1.00	No
Receptor_291	0.52	0.52	(0.00)	1.00	No
Receptor_292	0.45	0.45	(0.00)	1.00	No
Receptor_293	0.46	0.46	(0.00)	1.00	No
Receptor_294	0.47	0.47	(0.00)	1.00	No
Receptor_295	0.48	0.47	(0.00)	1.00	No
Receptor_296	0.49	0.48	(0.00)	1.00	No
Receptor_297	0.49	0.49	(0.00)	1.00	No
Receptor_298	0.50	0.50	(0.00)	1.00	No
Receptor_299	0.50	0.50	(0.00)	1.00	No
Receptor_300	0.50	0.50	(0.00)	1.00	No
Receptor_301	0.50	0.50	(0.00)	1.00	No
Receptor_302	0.51	0.50	(0.00)	1.00	No
Receptor_303	0.50	0.50	(0.01)	1.00	No
Receptor_304	0.50	0.49	(0.01)	1.00	No
Receptor_305	0.49	0.49	(0.01)	1.00	No
Receptor_306	0.48	0.48	(0.01)	1.00	No
Receptor_307	0.48	0.48	(0.01)	1.00	No
Receptor_308	0.47	0.47	(0.01)	1.00	No
Receptor_309	0.46	0.45	(0.01)	1.00	No
Receptor_310	0.44	0.44	(0.00)	1.00	No
Receptor_311	0.42	0.42	(0.00)	1.00	No
Receptor_312	0.39	0.39	(0.00)	1.00	No
Receptor_313	0.37	0.37	(0.00)	1.00	No
Receptor_314	0.35	0.34	(0.00)	1.00	No
Receptor_315	0.33	0.32	(0.00)	1.00	No
Receptor_316	0.31	0.31	(0.00)	1.00	No
Receptor_317	0.29	0.29	(0.00)	1.00	No
Receptor_318	0.28	0.28	(0.00)	1.00	No
Receptor_319	0.26	0.26	(0.00)	1.00	No
Receptor_320	0.25	0.25	(0.00)	1.00	No
Receptor_321	0.24	0.24	(0.00)	1.00	No
Receptor_322	0.23	0.23	(0.00)	1.00	No
Receptor_323	0.22	0.22	(0.00)	1.00	No
Receptor_324	0.21	0.21	(0.00)	1.00	No
Receptor_325	0.20	0.20	(0.00)	1.00	No
Receptor_326	0.19	0.19	(0.00)	1.00	No
Receptor_327	1.03	1.04	0.01	1.00	No



**Fine Particulate Matter (PM<sub>2.5</sub>) 24-Hr**

RECEPTOR ID	MAX CONC. (µg/m <sup>3</sup> )		INCREMENTAL DIFFERENCE		
	2016 WITHOUT PROJECT	2016 WITH PROJECT	PROJECT INCREASE	THRESHOLD	EXCEEDS?
Receptor_1	1.10	1.11	0.00	2.50	No
Receptor_2	1.15	1.15	0.00	2.50	No
Receptor_3	1.20	1.20	0.00	2.50	No
Receptor_4	1.23	1.23	0.00	2.50	No
Receptor_5	1.24	1.24	0.00	2.50	No
Receptor_6	1.24	1.24	0.00	2.50	No
Receptor_7	1.22	1.22	0.00	2.50	No
Receptor_8	1.18	1.18	0.00	2.50	No
Receptor_9	1.14	1.14	(0.00)	2.50	No
Receptor_10	1.13	1.13	(0.00)	2.50	No
Receptor_11	1.13	1.12	(0.00)	2.50	No
Receptor_12	1.13	1.12	(0.00)	2.50	No
Receptor_13	1.13	1.13	(0.00)	2.50	No
Receptor_14	1.14	1.13	(0.00)	2.50	No
Receptor_15	1.14	1.14	(0.00)	2.50	No
Receptor_16	1.14	1.14	(0.00)	2.50	No
Receptor_17	1.13	1.13	(0.00)	2.50	No
Receptor_18	1.10	1.10	(0.00)	2.50	No
Receptor_19	1.06	1.06	(0.00)	2.50	No
Receptor_20	1.02	1.02	(0.00)	2.50	No
Receptor_21	1.03	1.03	(0.00)	2.50	No
Receptor_22	1.04	1.04	(0.00)	2.50	No
Receptor_23	1.04	1.04	(0.00)	2.50	No
Receptor_24	1.04	1.04	(0.00)	2.50	No
Receptor_25	1.03	1.02	(0.00)	2.50	No
Receptor_26	1.01	1.01	(0.00)	2.50	No
Receptor_27	0.99	0.99	(0.00)	2.50	No
Receptor_28	0.96	0.96	(0.00)	2.50	No
Receptor_29	0.99	0.99	(0.00)	2.50	No
Receptor_30	1.02	1.02	(0.00)	2.50	No
Receptor_31	1.05	1.05	(0.00)	2.50	No
Receptor_32	1.05	1.04	(0.00)	2.50	No
Receptor_33	1.07	1.07	(0.00)	2.50	No
Receptor_34	1.10	1.09	(0.00)	2.50	No
Receptor_35	1.12	1.11	(0.00)	2.50	No
Receptor_36	1.13	1.13	(0.00)	2.50	No
Receptor_37	1.15	1.14	(0.00)	2.50	No
Receptor_38	1.15	1.15	(0.00)	2.50	No
Receptor_39	1.15	1.15	(0.00)	2.50	No
Receptor_40	1.21	1.21	(0.00)	2.50	No
Receptor_41	1.24	1.23	(0.00)	2.50	No
Receptor_42	1.26	1.26	(0.00)	2.50	No
Receptor_43	1.22	1.22	(0.00)	2.50	No
Receptor_44	1.21	1.21	(0.00)	2.50	No
Receptor_45	1.19	1.19	(0.00)	2.50	No
Receptor_46	1.28	1.28	(0.00)	2.50	No
Receptor_47	1.38	1.38	(0.00)	2.50	No
Receptor_48	1.35	1.35	(0.00)	2.50	No
Receptor_49	1.42	1.42	(0.00)	2.50	No
Receptor_50	1.45	1.45	(0.00)	2.50	No
Receptor_51	1.37	1.37	(0.00)	2.50	No
Receptor_52	1.28	1.29	0.00	2.50	No
Receptor_53	1.19	1.18	(0.00)	2.50	No
Receptor_54	1.15	1.15	(0.00)	2.50	No
Receptor_55	1.10	1.10	(0.00)	2.50	No

**Fine Particulate Matter (PM<sub>2.5</sub>) 24-Hr**

RECEPTOR ID	MAX CONC. (µg/m <sup>3</sup> )		INCREMENTAL DIFFERENCE		
	2016 WITHOUT PROJECT	2016 WITH PROJECT	PROJECT INCREASE	THRESHOLD	EXCEEDS?
Receptor_56	1.11	1.11	(0.00)	2.50	No
Receptor_57	1.16	1.16	(0.00)	2.50	No
Receptor_58	1.21	1.21	(0.00)	2.50	No
Receptor_59	1.25	1.24	(0.00)	2.50	No
Receptor_60	1.33	1.32	(0.00)	2.50	No
Receptor_61	1.42	1.42	(0.00)	2.50	No
Receptor_62	1.52	1.51	(0.00)	2.50	No
Receptor_63	1.62	1.62	(0.01)	2.50	No
Receptor_64	1.74	1.74	(0.01)	2.50	No
Receptor_65	1.82	1.81	(0.01)	2.50	No
Receptor_66	1.89	1.88	(0.01)	2.50	No
Receptor_67	1.95	1.94	(0.01)	2.50	No
Receptor_68	2.02	2.01	(0.01)	2.50	No
Receptor_69	2.21	2.20	(0.01)	2.50	No
Receptor_70	2.14	2.13	(0.01)	2.50	No
Receptor_71	2.08	2.07	(0.01)	2.50	No
Receptor_72	2.01	2.01	(0.01)	2.50	No
Receptor_73	1.95	1.95	(0.00)	2.50	No
Receptor_74	1.89	1.89	(0.00)	2.50	No
Receptor_75	1.82	1.82	0.00	2.50	No
Receptor_76	1.99	1.99	0.00	2.50	No
Receptor_77	1.94	1.94	0.00	2.50	No
Receptor_78	1.89	1.89	0.00	2.50	No
Receptor_79	2.03	2.03	0.00	2.50	No
Receptor_80	2.19	2.19	0.00	2.50	No
Receptor_81	2.37	2.37	(0.00)	2.50	No
Receptor_82	2.24	2.24	0.00	2.50	No
Receptor_83	2.11	2.12	0.00	2.50	No
Receptor_84	1.96	1.96	0.01	2.50	No
Receptor_85	1.82	1.83	0.01	2.50	No
Receptor_86	1.70	1.71	0.01	2.50	No
Receptor_87	1.63	1.64	0.01	2.50	No
Receptor_88	1.55	1.57	0.02	2.50	No
Receptor_89	1.47	1.49	0.02	2.50	No
Receptor_90	1.35	1.37	0.03	2.50	No
Receptor_91	1.23	1.26	0.03	2.50	No
Receptor_92	1.13	1.16	0.03	2.50	No
Receptor_93	1.11	1.14	0.03	2.50	No
Receptor_94	1.09	1.12	0.03	2.50	No
Receptor_95	1.06	1.10	0.04	2.50	No
Receptor_96	1.03	1.07	0.04	2.50	No
Receptor_97	1.01	1.04	0.04	2.50	No
Receptor_98	1.11	1.15	0.04	2.50	No
Receptor_99	1.23	1.28	0.05	2.50	No
Receptor_100	1.39	1.44	0.05	2.50	No
Receptor_101	1.33	1.39	0.06	2.50	No
Receptor_102	1.26	1.32	0.06	2.50	No
Receptor_103	1.28	1.26	(0.02)	2.50	No
Receptor_104	1.32	1.28	(0.04)	2.50	No
Receptor_105	1.34	1.29	(0.04)	2.50	No
Receptor_106	1.42	1.38	(0.05)	2.50	No
Receptor_107	1.53	1.47	(0.05)	2.50	No
Receptor_108	1.52	1.47	(0.05)	2.50	No
Receptor_109	1.45	1.41	(0.04)	2.50	No
Receptor_110	1.37	1.35	(0.02)	2.50	No

**Fine Particulate Matter (PM<sub>2.5</sub>) 24-Hr**

RECEPTOR ID	MAX CONC. (µg/m <sup>3</sup> )		INCREMENTAL DIFFERENCE		
	2016 WITHOUT PROJECT	2016 WITH PROJECT	PROJECT INCREASE	THRESHOLD	EXCEEDS?
Receptor_111	1.28	1.26	(0.02)	2.50	No
Receptor_112	1.24	1.25	0.00	2.50	No
Receptor_113	1.19	1.22	0.03	2.50	No
Receptor_114	1.19	1.19	(0.00)	2.50	No
Receptor_115	1.18	1.19	0.01	2.50	No
Receptor_116	1.15	1.17	0.02	2.50	No
Receptor_117	1.25	1.25	0.01	2.50	No
Receptor_118	1.40	1.38	(0.02)	2.50	No
Receptor_119	1.58	1.57	(0.01)	2.50	No
Receptor_120	1.80	1.79	(0.00)	2.50	No
Receptor_121	1.89	1.90	0.01	2.50	No
Receptor_122	1.96	2.00	0.04	2.50	No
Receptor_123	1.88	1.92	0.04	2.50	No
Receptor_124	1.79	1.84	0.05	2.50	No
Receptor_125	1.97	2.11	0.14	2.50	No
Receptor_126	1.90	2.03	0.13	2.50	No
Receptor_127	1.67	1.72	0.05	2.50	No
Receptor_128	1.53	1.55	0.02	2.50	No
Receptor_129	1.45	1.45	0.01	2.50	No
Receptor_130	1.41	1.42	0.01	2.50	No
Receptor_131	1.37	1.38	0.01	2.50	No
Receptor_132	1.28	1.29	0.01	2.50	No
Receptor_133	1.20	1.20	0.00	2.50	No
Receptor_134	1.13	1.13	(0.00)	2.50	No
Receptor_135	1.07	1.07	(0.00)	2.50	No
Receptor_136	1.02	1.01	(0.01)	2.50	No
Receptor_137	0.97	0.96	(0.01)	2.50	No
Receptor_138	0.99	0.99	(0.00)	2.50	No
Receptor_139	1.02	1.02	0.00	2.50	No
Receptor_140	1.01	1.01	0.00	2.50	No
Receptor_141	1.04	1.04	0.01	2.50	No
Receptor_142	1.02	1.03	0.01	2.50	No
Receptor_143	1.05	1.06	0.01	2.50	No
Receptor_144	1.07	1.08	0.01	2.50	No
Receptor_145	1.09	1.12	0.03	2.50	No
Receptor_146	1.07	1.08	0.01	2.50	No
Receptor_147	1.04	1.05	0.01	2.50	No
Receptor_148	1.03	1.03	0.01	2.50	No
Receptor_149	1.05	1.06	0.00	2.50	No
Receptor_150	1.08	1.08	0.00	2.50	No
Receptor_151	1.11	1.12	0.00	2.50	No
Receptor_152	1.16	1.16	(0.00)	2.50	No
Receptor_153	1.22	1.21	(0.00)	2.50	No
Receptor_154	1.27	1.29	0.02	2.50	No
Receptor_155	1.23	1.25	0.02	2.50	No
Receptor_156	1.20	1.22	0.02	2.50	No
Receptor_157	1.26	1.29	0.03	2.50	No
Receptor_158	1.31	1.33	0.02	2.50	No
Receptor_159	1.34	1.37	0.03	2.50	No
Receptor_160	1.37	1.40	0.03	2.50	No
Receptor_161	1.40	1.43	0.03	2.50	No
Receptor_162	1.44	1.48	0.04	2.50	No
Receptor_163	1.50	1.54	0.04	2.50	No
Receptor_164	1.56	1.61	0.05	2.50	No
Receptor_165	1.64	1.70	0.06	2.50	No

**Fine Particulate Matter (PM<sub>2.5</sub>) 24-Hr**

RECEPTOR ID	MAX CONC. (µg/m <sup>3</sup> )		INCREMENTAL DIFFERENCE		
	2016 WITHOUT PROJECT	2016 WITH PROJECT	PROJECT INCREASE	THRESHOLD	EXCEEDS?
Receptor_166	1.74	1.81	0.07	2.50	No
Receptor_167	1.85	1.93	0.08	2.50	No
Receptor_168	1.98	2.08	0.10	2.50	No
Receptor_169	2.08	2.19	0.11	2.50	No
Receptor_170	2.00	2.05	0.05	2.50	No
Receptor_171	1.85	1.85	0.00	2.50	No
Receptor_172	1.75	1.74	(0.01)	2.50	No
Receptor_173	1.72	1.71	(0.01)	2.50	No
Receptor_174	1.72	1.71	(0.01)	2.50	No
Receptor_175	1.71	1.70	(0.00)	2.50	No
Receptor_176	1.69	1.69	(0.00)	2.50	No
Receptor_177	1.67	1.67	(0.00)	2.50	No
Receptor_178	1.65	1.65	0.00	2.50	No
Receptor_179	1.64	1.64	0.00	2.50	No
Receptor_180	1.62	1.62	0.00	2.50	No
Receptor_181	1.61	1.61	0.00	2.50	No
Receptor_182	1.60	1.61	0.00	2.50	No
Receptor_183	1.60	1.61	0.00	2.50	No
Receptor_184	1.61	1.62	0.00	2.50	No
Receptor_185	1.61	1.62	0.00	2.50	No
Receptor_186	1.59	1.58	(0.01)	2.50	No
Receptor_187	1.59	1.59	(0.01)	2.50	No
Receptor_188	1.58	1.57	(0.01)	2.50	No
Receptor_189	1.54	1.54	(0.01)	2.50	No
Receptor_190	1.59	1.59	(0.00)	2.50	No
Receptor_191	1.46	1.46	(0.00)	2.50	No
Receptor_192	1.35	1.35	0.00	2.50	No
Receptor_193	1.26	1.26	0.00	2.50	No
Receptor_194	1.18	1.19	0.00	2.50	No
Receptor_195	1.11	1.12	0.01	2.50	No
Receptor_196	1.07	1.07	0.01	2.50	No
Receptor_197	1.03	1.03	0.01	2.50	No
Receptor_198	0.99	1.00	0.01	2.50	No
Receptor_199	0.96	0.97	0.01	2.50	No
Receptor_200	0.93	0.94	0.01	2.50	No
Receptor_201	0.91	0.92	0.01	2.50	No
Receptor_202	0.90	0.91	0.01	2.50	No
Receptor_203	0.90	0.91	0.01	2.50	No
Receptor_204	0.89	0.90	0.01	2.50	No
Receptor_205	0.89	0.90	0.01	2.50	No
Receptor_206	0.89	0.89	0.01	2.50	No
Receptor_207	0.88	0.88	0.01	2.50	No
Receptor_208	0.87	0.87	0.01	2.50	No
Receptor_209	0.88	0.89	0.01	2.50	No
Receptor_210	0.92	0.92	0.00	2.50	No
Receptor_211	0.96	0.97	0.00	2.50	No
Receptor_212	1.01	1.02	0.00	2.50	No
Receptor_213	1.07	1.08	0.00	2.50	No
Receptor_214	1.14	1.14	0.00	2.50	No
Receptor_215	1.22	1.22	0.00	2.50	No
Receptor_216	1.30	1.30	0.00	2.50	No
Receptor_217	1.35	1.35	0.00	2.50	No
Receptor_218	1.37	1.37	0.00	2.50	No
Receptor_219	1.46	1.46	(0.00)	2.50	No
Receptor_220	1.55	1.55	(0.00)	2.50	No

**Fine Particulate Matter (PM<sub>2.5</sub>) 24-Hr**

RECEPTOR ID	MAX CONC. (µg/m <sup>3</sup> )		INCREMENTAL DIFFERENCE		
	2016 WITHOUT PROJECT	2016 WITH PROJECT	PROJECT INCREASE	THRESHOLD	EXCEEDS?
Receptor_221	1.60	1.60	(0.00)	2.50	No
Receptor_222	1.63	1.63	(0.00)	2.50	No
Receptor_223	1.64	1.64	(0.00)	2.50	No
Receptor_224	1.63	1.63	(0.00)	2.50	No
Receptor_225	1.61	1.61	(0.00)	2.50	No
Receptor_226	1.48	1.48	(0.00)	2.50	No
Receptor_227	1.79	1.78	(0.00)	2.50	No
Receptor_228	2.05	2.04	(0.01)	2.50	No
Receptor_229	2.40	2.39	(0.01)	2.50	No
Receptor_230	2.45	2.44	(0.01)	2.50	No
Receptor_231	2.44	2.44	(0.01)	2.50	No
Receptor_232	2.82	2.82	(0.01)	2.50	No
Receptor_233	3.32	3.31	(0.01)	2.50	No
Receptor_234	4.01	4.00	(0.01)	2.50	No
Receptor_235	4.23	4.22	(0.01)	2.50	No
Receptor_236	5.56	5.54	(0.01)	2.50	No
Receptor_237	4.65	4.64	(0.01)	2.50	No
Receptor_238	3.85	3.85	(0.01)	2.50	No
Receptor_239	3.30	3.30	(0.01)	2.50	No
Receptor_240	3.32	3.32	(0.01)	2.50	No
Receptor_241	2.76	2.76	(0.00)	2.50	No
Receptor_242	2.36	2.36	(0.00)	2.50	No
Receptor_243	2.06	2.06	(0.00)	2.50	No
Receptor_244	1.83	1.83	(0.00)	2.50	No
Receptor_245	1.57	1.57	(0.00)	2.50	No
Receptor_246	1.43	1.44	0.00	2.50	No
Receptor_247	1.41	1.41	0.00	2.50	No
Receptor_248	1.33	1.34	0.00	2.50	No
Receptor_249	1.23	1.23	0.00	2.50	No
Receptor_250	1.13	1.14	0.00	2.50	No
Receptor_251	1.11	1.11	0.00	2.50	No
Receptor_252	1.08	1.08	0.00	2.50	No
Receptor_253	1.13	1.13	0.00	2.50	No
Receptor_254	1.19	1.19	0.00	2.50	No
Receptor_255	1.27	1.27	0.00	2.50	No
Receptor_256	1.32	1.33	0.00	2.50	No
Receptor_257	1.38	1.38	0.00	2.50	No
Receptor_258	1.48	1.48	0.00	2.50	No
Receptor_259	1.41	1.42	0.00	2.50	No
Receptor_260	1.33	1.33	0.00	2.50	No
Receptor_261	1.39	1.39	0.00	2.50	No
Receptor_262	1.46	1.46	0.00	2.50	No
Receptor_263	1.35	1.35	0.00	2.50	No
Receptor_264	1.25	1.25	0.00	2.50	No
Receptor_265	1.16	1.16	0.00	2.50	No
Receptor_266	1.08	1.08	0.00	2.50	No
Receptor_267	1.12	1.12	0.00	2.50	No
Receptor_268	1.16	1.16	0.00	2.50	No
Receptor_269	1.18	1.19	0.00	2.50	No
Receptor_270	1.20	1.20	0.00	2.50	No
Receptor_271	1.23	1.22	(0.01)	2.50	No
Receptor_272	1.29	1.28	(0.01)	2.50	No
Receptor_273	1.34	1.34	(0.01)	2.50	No
Receptor_274	1.39	1.38	(0.01)	2.50	No
Receptor_275	1.44	1.43	(0.01)	2.50	No

**Fine Particulate Matter (PM<sub>2.5</sub>) 24-Hr**

RECEPTOR ID	MAX CONC. (µg/m <sup>3</sup> )		INCREMENTAL DIFFERENCE		
	2016 WITHOUT PROJECT	2016 WITH PROJECT	PROJECT INCREASE	THRESHOLD	EXCEEDS?
Receptor_276	1.48	1.47	(0.01)	2.50	No
Receptor_277	1.52	1.51	(0.01)	2.50	No
Receptor_278	1.56	1.55	(0.01)	2.50	No
Receptor_279	1.60	1.59	(0.01)	2.50	No
Receptor_280	1.64	1.63	(0.01)	2.50	No
Receptor_281	1.69	1.68	(0.02)	2.50	No
Receptor_282	1.74	1.72	(0.02)	2.50	No
Receptor_283	1.79	1.77	(0.02)	2.50	No
Receptor_284	1.84	1.82	(0.02)	2.50	No
Receptor_285	1.89	1.87	(0.03)	2.50	No
Receptor_286	2.04	2.01	(0.03)	2.50	No
Receptor_287	2.17	2.14	(0.02)	2.50	No
Receptor_288	2.35	2.35	0.00	2.50	No
Receptor_289	2.37	2.37	(0.00)	2.50	No
Receptor_290	2.30	2.27	(0.03)	2.50	No
Receptor_291	2.25	2.21	(0.04)	2.50	No
Receptor_292	2.18	2.13	(0.05)	2.50	No
Receptor_293	2.27	2.20	(0.06)	2.50	No
Receptor_294	2.35	2.28	(0.07)	2.50	No
Receptor_295	2.43	2.35	(0.08)	2.50	No
Receptor_296	2.48	2.40	(0.08)	2.50	No
Receptor_297	2.53	2.44	(0.08)	2.50	No
Receptor_298	2.54	2.45	(0.09)	2.50	No
Receptor_299	2.52	2.43	(0.09)	2.50	No
Receptor_300	2.47	2.47	(0.01)	2.50	No
Receptor_301	2.52	2.51	(0.01)	2.50	No
Receptor_302	2.55	2.53	(0.01)	2.50	No
Receptor_303	2.50	2.48	(0.02)	2.50	No
Receptor_304	2.44	2.45	0.00	2.50	No
Receptor_305	2.40	2.41	0.00	2.50	No
Receptor_306	2.35	2.36	0.00	2.50	No
Receptor_307	2.33	2.32	(0.00)	2.50	No
Receptor_308	2.31	2.29	(0.02)	2.50	No
Receptor_309	2.29	2.26	(0.03)	2.50	No
Receptor_310	2.19	2.16	(0.03)	2.50	No
Receptor_311	2.04	2.04	(0.01)	2.50	No
Receptor_312	1.94	1.93	(0.01)	2.50	No
Receptor_313	1.83	1.82	(0.01)	2.50	No
Receptor_314	1.71	1.71	0.00	2.50	No
Receptor_315	1.61	1.62	0.00	2.50	No
Receptor_316	1.54	1.54	(0.00)	2.50	No
Receptor_317	1.49	1.49	(0.00)	2.50	No
Receptor_318	1.44	1.44	0.00	2.50	No
Receptor_319	1.39	1.39	0.00	2.50	No
Receptor_320	1.35	1.35	0.00	2.50	No
Receptor_321	1.30	1.31	0.00	2.50	No
Receptor_322	1.27	1.27	0.00	2.50	No
Receptor_323	1.24	1.24	0.00	2.50	No
Receptor_324	1.20	1.20	0.00	2.50	No
Receptor_325	1.17	1.17	0.00	2.50	No
Receptor_326	1.13	1.14	0.00	2.50	No
Receptor_327	1.78	1.76	(0.01)	2.50	No