

Appendix E1-12
LAX SPECIFIC PLAN AMENDMENT STUDY REPORT

Taxilane D Westerly Extension Impacts

June 2011

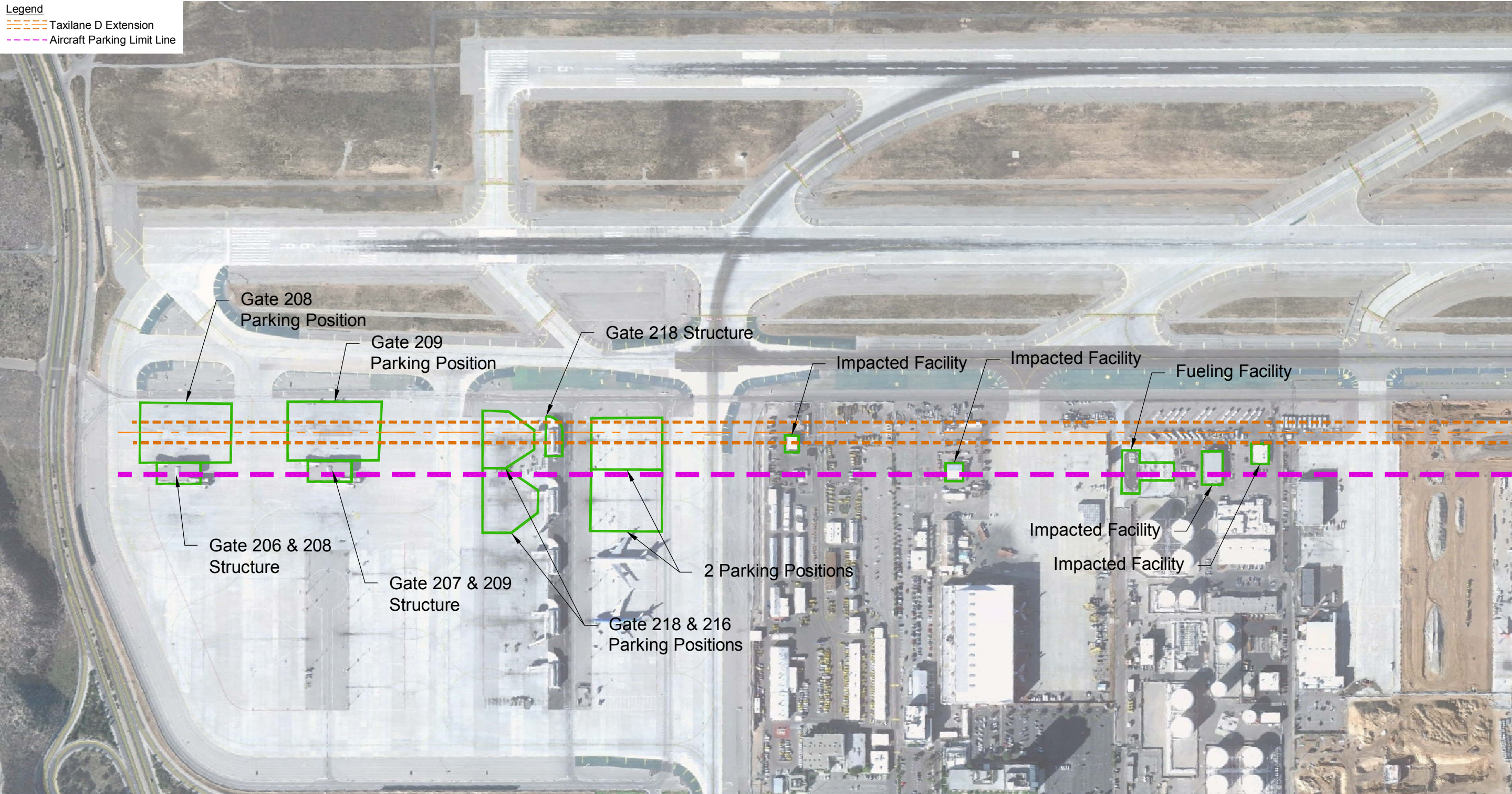
Prepared for:

Los Angeles World Airports
One World Way
Los Angeles, California 90045

Prepared by:


Ricondo & Associates, Inc.
1917 Palomar Oaks Way Suite 350
Carlsbad, CA 92008

Legend
Taxilane D Extension
Aircraft Parking Limit Line



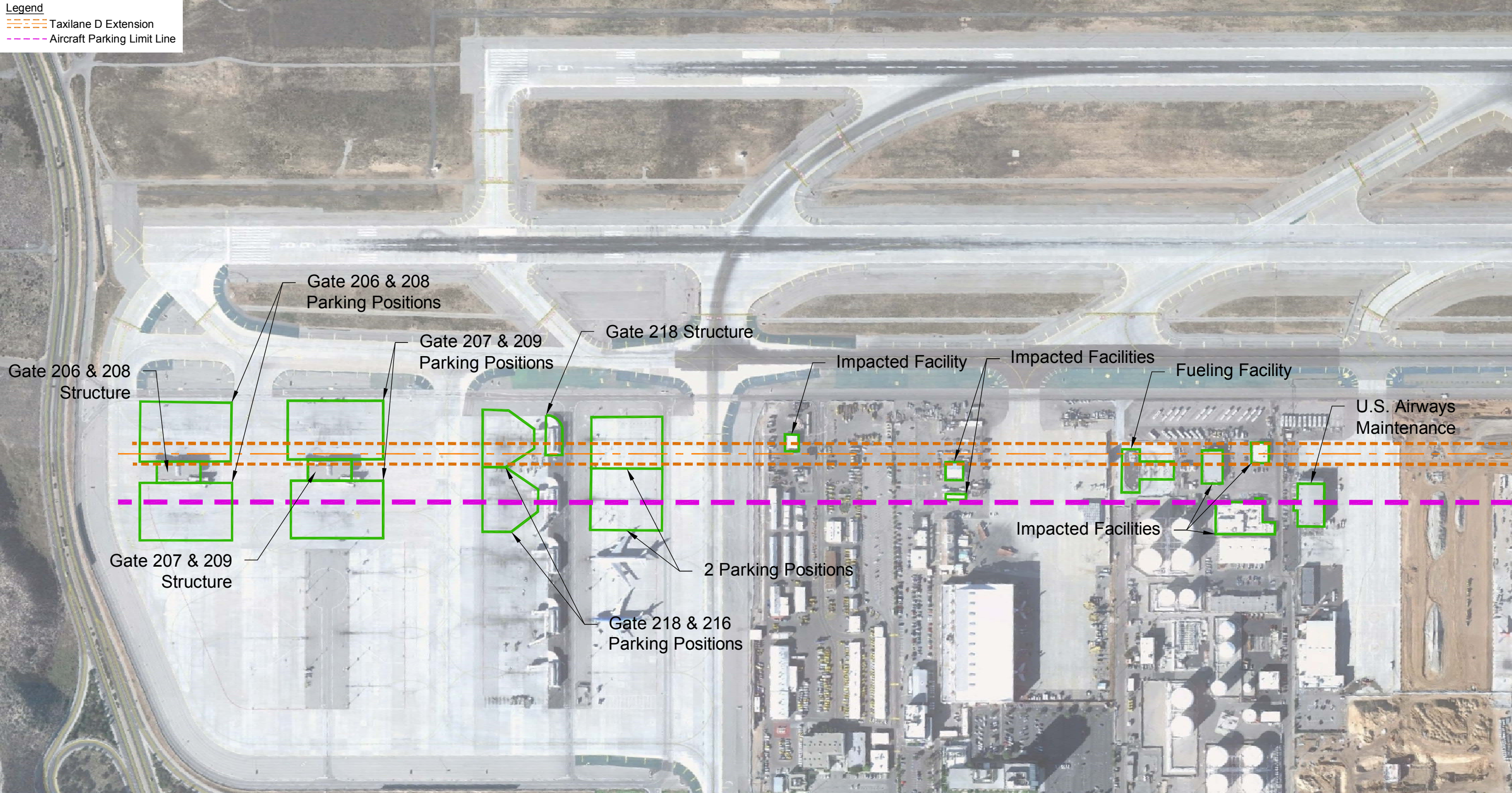
Source: HNTB, Los Angeles International Airport Layout Plan, August 2010; FAA, AC 150/5300-13 Airport Design, January 3, 2011; Europa Technologies, Aerial Photography, November 15, 2009; Ricondo & Associates, Inc., April 2011
Prepared by: Ricondo & Associates, Inc., April 2011.

Exhibit 1




Runway 6L-24R Relocated 260 ft. North Concept
Taxilane D Westerly Extension Impact

Legend
Taxilane D Extension
Aircraft Parking Limit Line



Source: HNTB, Los Angeles International Airport Layout Plan, August 2010; FAA, AC 150/5300-13 Airport Design, January 3, 2011; Europa Technologies, Aerial Photography, November 15, 2009; Ricondo & Associates, Inc., April 2011
Prepared by: Ricondo & Associates, Inc., April 2011.

Exhibit 2



Runway 6L-24R Relocated 350 ft. North Concept
Taxilane D Westerly Extension Impact

